

## GUIDANCE ON REPORTING MINIMUM DATA ELEMENTS (MDES) THAT ALLOW FOR MULTIPLE ENTRIES

A number of WISEWOMAN minimum data elements (MDEs) in MDE 18.1 require recipients to report multiple measurements or values within a single item field in the MDE file. This document provides additional guidance for reporting data for these MDE items.

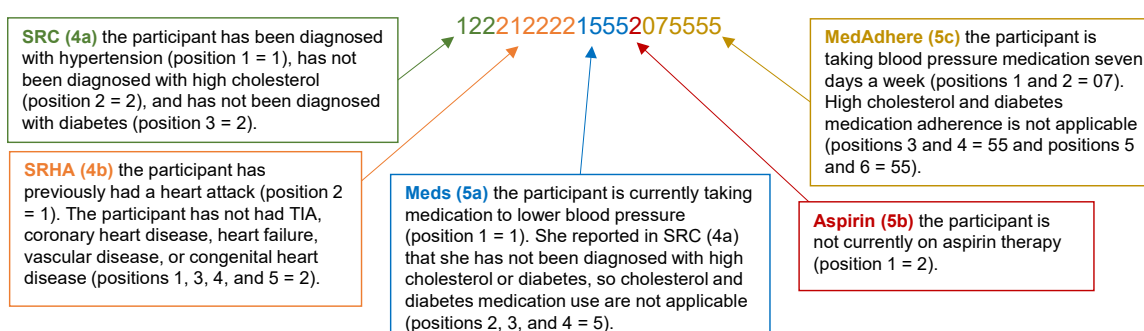
For each MDE below, the position, item length and field length are specified. The position indicates the location of a data element in the data string. The item length represents the number of characters (i.e., letters of the alphabet, numbers, and special characters) for one entry of the item. If the data element may be collected more than one time for a screening, this will be indicated by a field length that is longer than the length of the item.

### 1. MDES THAT INCLUDE MULTIPLE SUB-QUESTIONS ABOUT HEALTH HISTORY

Five MDEs include positions that allow for entry of data on multiple sub-questions about participant history of cardiovascular disease, medication use, and quality of life. For example, item 4a: SRC (Which of the following conditions do you have: Hypertension? High cholesterol? Diabetes?) includes three sub-questions about participant history of (1) hypertension, (2) high cholesterol, and (3) diabetes. The SRC field includes three positions, each of which corresponds to a sub-question with a one-position response. Funded programs are expected to collect and submit data for each position within these MDEs. If programs are unable to report data for a position within one of these items, recipients should record the value corresponding to “no answer recorded” for that position. For these MDE items, the item length is equal to the field length because recipients are expected to report on each health history sub-question exactly one time for each screening.

Item Number	MDE Name	Position	Item Length	Field Length
4a	SRC	64	3	3
4b	SRHA	67	6	6
5a	Meds	73	4	4
5c	MedAdhere	78	6	6
10a	PHQ	126	2	2

**Example 1:** An example of how a series of MDE items for a participant record would be displayed in the data file for MDEs with multiple positions that correspond to different health conditions. *Note that this example provides only a short excerpt of the record.*

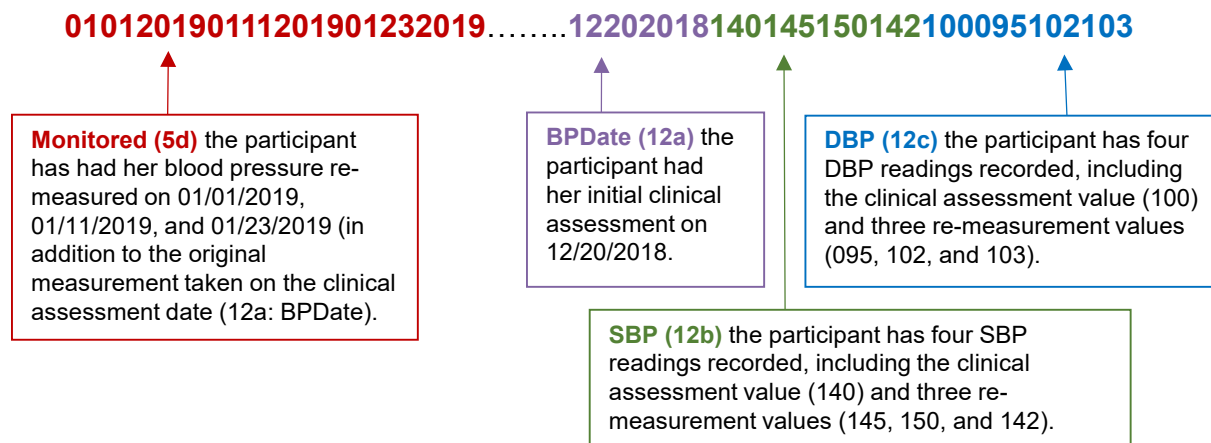


## 2. MDES THAT CAPTURE MULTIPLE MEASUREMENTS OF BLOOD PRESSURE

If a participant has her blood pressure reassessed by a healthcare provider or with another community resource (outside of a baseline or rescreening clinical assessment visit), who returned for blood pressure measurements often related to medication titration after her office visit date, the systolic and diastolic blood pressure readings obtained during this blood pressure measurement can be recorded in positions 4 through 12 of Items 12b: SBP and 12c: DBP. If blood pressure measurements are recorded in these optional fields, programs should also document the date of this blood pressure measurement in the Monitored (5d) MDE. For these MDEs, the field length is longer than the item length because recipients have the option to enter up to three blood pressure re-measurements and the associated dates of the measurement.

Item Number	MDE Name	Position	Item Length	Field Length
5d	Monitored	84	8	24
12b	SBP	143	3	12
12c	DBP	155	3	12

**Example 2:** An example of the data string for a participant who had her blood pressure measured on three separate dates after her baseline screening. The first SBP and DBP values (positions 1-3) are from the clinical assessment on 12/20/2018, and positions 4 through 12 for SBP and DBP are the values from the blood pressure measurements. *Note that this example provides only a short excerpt of the record.*



## 3. MDES THAT CAPTURE ENGAGEMENT WITH HEALTHY BEHAVIOR SUPPORT SERVICES

The Healthy Behavior Support Option MDEs capture referrals to and attendance at lifestyle programs, health coaching sessions, and tobacco cessation resources.

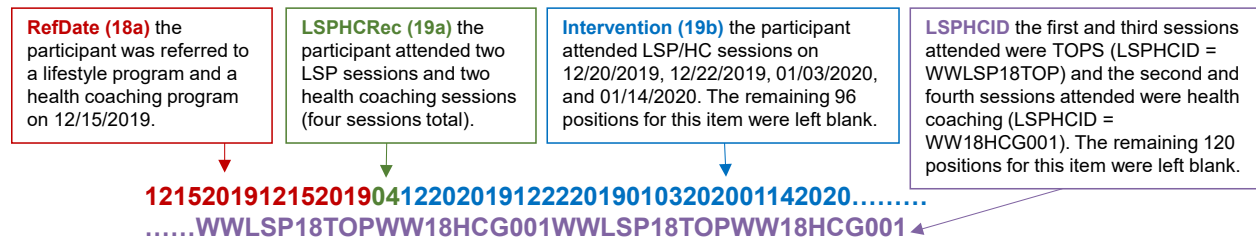
For each screening, up to two LSP/HC program referrals may be recorded in the MDE file. Dates of LSP/HC referrals (RefDate) should be recorded in the order in which the referrals occurred. Recipients may also document attendance at up to 16 sessions for each LSP/HC program using the MDE file.<sup>1</sup> Dates of attendance at sessions (19b: Intervention) and identification codes for the LSP/HC program the sessions are associated with (19c: LSPHCID) should be recorded in the order that the sessions occurred.

Additionally, for each screening, up to three referrals to a tobacco cessation resource can be recorded. If a participant is referred to one or more tobacco cessation resources, the date of referral (Item 20a:TobResDate), type of resource the participant was referred to (Item 20b: TobResType), and completion status for the resource at the end of the current screening (Item 20c: TResComp) should be recorded for each referral.

For these MDEs, the field length is longer than the item length because recipients have the option to enter multiple healthy behavior support services for a single screening.

Item Number	MDE Name	Position	Item Length	Field Length
18a	RefDate	205	8	16
19b	Intervention	223	8	128
19c	LSPHCID	351	10	160
20a	TobResDate	511	8	24
20b	TobResType	535	1	3
20c	TResComp	538	1	3

**Example 3a:** An example of the data string for a participant who is referred to both a lifestyle program (LSPHCID = WWLSP18TOP) and a health coaching program (LSPHCID = WW18HCG001) at her clinical assessment on December 15, 2019. *Note that this example provides only a short excerpt of the record.*



**Example 3b:** An example of the data string for a participant who is referred to a tobacco cessation quit line at her clinical assessment and later referred to a community-based tobacco program during a health coaching visit. *Note that this example provides only a short excerpt of the record.*

