



National Health and Nutrition Examination Survey (NHANES)

MEC Interviewers Procedures Manual



January 2020

Table of Contents

<u>Chapter</u>		<u>Page</u>
1	Overview of the MEC Interview Component	1-1
	1.1 Purpose of the MEC Questionnaires.....	1-1
	1.2 Role and Responsibilities of the MEC Interviewer	1-2
	1.2.1 Interviewing Children	1-3
	1.3 Procedures for Administering the MEC Interview.....	1-4
	1.4 Description of the MEC Questionnaires	1-4
	1.5 Data Collection Materials.....	1-5
2	Equipment, Supplies, and Materials.....	2-1
	2.1 Description of the MEC Interview Room and Computer Equipment.....	2-1
	2.2 MEC Interview Supplies and Other Equipment.....	2-2
	2.2.1 Description and Use of Interview Supplies	2-2
	2.3 MEC Interviewer Materials	2-3
	2.4 Inventory, Equipment Setup, and Teardown Procedures	2-3
	2.4.1 MEC Interview Room Teardown Procedures	2-4
	2.4.2 MEC Interview Room Setup Procedures	2-5
3	Conducting the MEC Interview	3-1
	3.1 Component Tasks	3-1
	3.2 Pesticide Use Questions.....	3-1
	3.3 Logging in the SP.....	3-2
	3.4 Conducting the Interview	3-3
	3.4.1 Introducing the MEC Interview to the Respondent.....	3-3
	3.4.2 Administering the Actual Questionnaire.....	3-4
	3.4.3 Recording a Status for Each Section	3-5
	3.5 Critical Data Items	3-6
	3.5.1 Critical Data Item Collection for SPs Younger Than 12 Years of Age.....	3-7
	3.6 Ending the Interview.....	3-8

<u>Chapter</u>		<u>Page</u>
3.7	Testing the Functionality of Equipment	3-9
	3.7.1 Cognitive Functioning Questionnaire	3-9
	3.7.2 Mental Health Referral System	3-9
	3.7.3 ACASI	3-10
	3.7.4 Recording Level	3-10
	3.7.5 Calibrate the Touchscreen	3-11
4	MEC Interview Protocol: Question-By-Question Specifications	4-1
4.1	Question-by-Question Specifications Overview	4-1
	4.1.1 General Rounding Rules	4-2
	4.1.2 Introduction to the MEC Interview Program	4-2
	4.1.3 Beginning the MEC Interview	4-7
4.2	The Blaise-CAPI Section of the MEC Interview	4-7
	4.2.1 CAPI Pre-Interview Screens	4-9
	4.2.2 Respondent Selection Section (RIQ)	4-11
	4.2.3 Pesticide Use (PUQ)	4-17
	4.2.4 Sexual Behavior (SXQ)	4-19
	4.2.5 Current Health Status (HSQ)	4-21
	4.2.6 Depression Screen (DPQ)	4-23
	4.2.7 Tobacco (SMQ)	4-33
	4.2.8 Alcohol Use (ALQ)	4-53
	4.2.9 Reproductive Health (RHQ)	4-61
	4.2.10 Kidney Conditions (KIQ)	4-99
	4.2.11 Physical Activity and Physical Fitness (PAQ)	4-107
	4.2.12 Weight History (WHQ)	4-109
	4.2.13 Ending the CAPI Interview	4-115
4.3	Cognitive Functioning: Montreal Cognitive Assessment – Survey Adapted (60 years +)	4-119
	4.3.1 General Instructions	4-120
	4.3.2 Recording and Using the Microphone	4-122
	4.3.3 CFQ Questions and Exercise Screens	4-125
	4.3.4 Responding to Questions or Concerns	4-146
	4.3.5 Scanning the CFQ Exercise Sheet	4-147

<u>Chapter</u>		<u>Page</u>
4.4	Audio-CASI Sections of the MEC Interview	4-152
4.4.1	Beginning and Navigating the Audio-CASI Interview	4-155
4.4.2	Tobacco (SMQ)	4-163
4.4.3	Alcohol Use (ALQ)	4-183
4.4.4	Drug Use (DUQ)	4-187
4.4.5	Sexual Behavior (SXQ)	4-201
4.4.6	Ending the Audio-CASI Interview	4-249
4.5	Critical Data Items (CDI)	4-251
5	Mental Health Referrals	5-1
5.1	Referral Procedures	5-1
5.2	Situations Requiring a Mental Health Referral	5-1
5.3	Generating a Mental Health Observation	5-1
5.4	Mental Health Referral Process	5-4
6	Quality Control	6-1
6.1	Data Edits	6-1
6.2	Observation and Review of Interviews	6-1
6.2.1	Procedures for Recording the Interview	6-2
6.2.2	Functionality in the CAPI Section	6-4
6.3	Data Monitoring and Review	6-5
7	Cognitive Functioning Scoring Application	7-1
7.1	Log In	7-1
7.2	Main Menu	7-2
7.3	The Scoring Application	7-3
7.3.1	Common Screen Features	7-3
7.3.2	Exiting and Saving Scores	7-4
7.3.3	Mismatches	7-5
7.4	Scoring the CFQ Exam	7-6
7.4.1	Orientation – Month	7-7
7.4.2	Orientation – Date	7-8

<u>Chapter</u>		<u>Page</u>
	7.4.3 Animal Naming.....	7-8
	7.4.4 Clock Drawing	7-10
	7.4.5 Alternate Trail Making.....	7-14
	7.4.6 Memory – Immediate Recall Trial 1	7-16
	7.4.7 Memory – Immediate Recall Trial 2	7-17
	7.4.8 Digit Span – Forward Order.....	7-18
	7.4.9 Digit Span – Backward Order	7-19
	7.4.10 Subtraction – Serial 7s.....	7-20
	7.4.11 Sentence Repetition.....	7-22
	7.4.12 Verbal Fluency – Letter F.....	7-24
	7.4.13 Abstraction – Alike.....	7-29
	7.4.14 Memory – Delayed Recall	7-32

Appendixes

A.1	Launching the Spanish MEC Interview	A.1-1
A.2	The Spanish CAPI Interview	A.2-1
A.3	The Spanish Audio-CASI.....	A.3-1
B	Launching the Asian MEC Interview	B-1
C	Standard Probes, Clarifications and Comments, and Positive Reinforcement.....	C-1

Table

1-1	MEC questionnaire topics and eligibility by age and sex.....	1-5
-----	--	-----

Exhibits

2-1	Teardown tasks	2-4
2-2	Setup tasks	2-5
4-1	Accessing the scanning feature.....	4-147
4-2	CFQ exercise sheets that have not been scanned.....	4-148

<u>Exhibits</u>		<u>Page</u>
4-3	CFQ Scan and Save.....	4-148
4-4	Example of a scanned image.....	4-149
6-1	NHANES MEC Interviewer Evaluation Form.....	6-2
7-1	Login screen	7-1
7-2	Select Application screen.....	7-2
7-3	Appointment screen.....	7-3
7-4	Recording control box	7-4
7-5	Complete confirmation pop-up box.....	7-5
7-6	Mismatch score dashboard.....	7-6
7-7	Orientation – Month scoring screen.....	7-7
7-8	Orientation – Date scoring screen	7-8
7-9	Animal Naming scoring screen.....	7-9
7-10	Clock Drawing scoring screen	7-10
7-11	Examples of clocks drawn correctly and incorrectly.....	7-13
7-12	Alternate Trail Making scoring screen.....	7-15
7-13	Memory – Immediate Recall Trial 1 scoring screen	7-16
7-14	Memory – Immediate Recall Trial 2 scoring screen	7-17
7-15	Digit Span – Forward Order scoring screen.....	7-18
7-16	Digit Span – Backward Order scoring screen	7-19
7-17	Subtraction – Serial 7s scoring screen	7-20
7-18	Subtraction – Serial 7s scoring screen	7-21
7-19	Sentence Repetition scoring screen.....	7-22

<u>Exhibits</u>		<u>Page</u>
7-20	Verbal Fluency – Letter F scoring screen	7-24
7-21	Sentence Repetition scoring screen.....	7-25
7-22	Duplicate words highlighted	7-26
7-23	Total number of words display.....	7-28
7-24	Abstraction – Alike scoring screen	7-29
7-25	Memory – Delayed Recall scoring screen	7-32

1. Overview of the MEC Interview Component

The Mobile Examination Center (MEC) Interview component of the NHANES consists of the use of questionnaires to address a variety of health-related topics. The MEC questionnaires are designed to obtain information concerning particular health behaviors and conditions, risk factors, and mental health. The questionnaires are administered to examinees 8 years of age or older. The MEC Interview is designed to be administered only with the study participant (SP) in the room.

1.1 Purpose of the MEC Questionnaires

There are four sections of the NHANES MEC Interview. The first section consists of questions in several topic areas administered through a computer-assisted personal interviewing (CAPI) system. The individual questionnaire health-related sections in CAPI are selectively administered to subjects based upon their age and sex.

The second section of the interview is a cognitive assessment for SPs 60 years and older. The assessment consists of 14 short exercises that evaluate memory and problem solving and is a modified version of the Montreal Cognitive Assessment (MoCA).

The third section is completed through the use of an audio computer-assisted self-interviewing (ACASI) system. This system is generally used for sensitive topic areas, which differ for youths and adults. The subject listens to a recorded voice through a headset, as well as reading the questions on the screen. The subject then indicates his or her response to a question by touching the computer screen.

The fourth section of the interview is used to obtain and/or verify key pieces of demographic information or critical data items (CDI).

Questions in each of these sections are included for specific reasons, which relate to other NHANES components. For example, alcohol consumption and tobacco use are included since previous research has demonstrated that these risk factors may affect other health functions. The main purpose of the reproductive health section is to obtain information on pregnancy and reproductive history, birth control practices, and other reproductive health-related topics. The drug

use questionnaire provides a brief assessment of the subject's use of marijuana, cocaine, and injectable street drugs.

1.2 Role and Responsibilities of the MEC Interviewer

As a MEC interviewer, you are to administer the MEC Questionnaires in a standardized fashion. You must be able to obtain cooperation of the SP in a friendly yet professional manner, to gain and maintain his or her focus on the various details of the MEC Interview. Since many of the topics covered in the interview are of a sensitive nature, SPs may be reluctant to respond to certain items. Therefore, an important aspect of your role is to establish a working relationship with each SP and maintain that rapport throughout the entire interview. You must provide a supportive environment with proper encouragement and reassurances in order to avoid invalid results.

You also provide an important link between the researchers who have developed the questionnaire as a means of characterizing the sample population and the SPs whose individual answers provide the data for the researchers to analyze. Moreover, you must be able to ensure that each SP hears and understands every item, and each SP provides full and meaningful responses. Then you must record all responses precisely while maintaining interaction and rapport with the participant.

Probing is a technique you will use to obtain more complete information when a respondent's answer is not meaningful or is incomplete (i.e., when the response does not adequately answer the question). The quality of the interview depends a great deal on your ability to probe meaningfully and successfully. Probing must be done without introducing bias or antagonizing the respondent. During training, we will discuss and demonstrate appropriate probing techniques for the MEC Interview. Refer to Appendix C for a list of standard probes, clarifications and comments, and positive reinforcement phrases.

The quality of the data obtained in the MEC Interview depends on a high degree of consistency among interviewers in their presentation of the interview content and in their recording of the responses. In this way, the information gathered by different MEC Interviewers can be combined to create a valid and reliable characterization of the respondents' health behaviors, attitudes, and experiences.

1.2.1 Interviewing Children

In the case of children, the absence of a parent or guardian allows children to answer questions about themselves freely without feeling embarrassed or pressured. However, parents may have questions about the conduct of the interview and about the kinds of questions we will ask their child. A few parents may object to leaving their child alone to conduct the interview and, as with the case of any component for their child, they have the right to refuse participation. It is your role as an interviewer to be open and honest with parents about the questions their child will receive so that the parent can make an educated decision about whether their child should participate in the interview. If parents have questions or concerns, invite them to your room or a room not in use where you can sit down and address them privately. You can show the list of the age-specific CAPI and ACASI sections to the parent and describe the section topics without giving too much detail about questions so as to not negatively influence the parent's agreement to have the child participate. If the parent asks for additional information, it is acceptable to give an example of the questions asked. However, if the parent is not comfortable with leaving the child, do not try to convince him or her otherwise. Code the interview as a refusal. Below are sample responses to questions that parents may have about the interview.

Why do you need to conduct the interview in private?

“Some of the questions ask your child to give his or her personal feelings. Your presence in the room may influence his or her responses. Conducting the interview with your child in private allows him or her to feel comfortable about answering the questions honestly. All of the questions we ask your child are age and gender specific.”

What kind of questions will you ask him or her?

Use the interview section list that is specific to children. You can show the list to the parent and explain and point out the sections the child will receive based on age and gender. Describe the section topics without giving too much detail about questions so as to not negatively influence the parent's agreement to have the child participate. However, if the parent asks for additional information, it is acceptable to give an example of the questions asked:

Examples:

- **Weight history.** “We will ask questions about how your child feels about his or her weight, if he or she has tried to lose weight and, if so, why.”
- **Reproductive health.** “We will ask your daughter questions about her period and a few other questions about her reproductive health.”
- **Depression screener.** “We will ask your child if he or she has experienced various symptoms that are linked to depression.”

1.3 Procedures for Administering the MEC Interview

Initially, you must create a warm, accepting, and private setting in which to interview. In greeting each SP by name, and introducing yourself to each SP, you convey a positive regard for the SP. After welcoming the SP and logging him or her into the system, answer any questions or concerns an individual may have prior to the start of the interview. If an SP asks for a description of the types of questions asked in the MEC Interview, keep the description of those questions quite general. Due to the variety of questions and the sensitive nature of certain items, a detailed explanation of the topic areas may intimidate the SPs or negatively influence their participation. Tell the respondent that the questionnaire includes numerous items within several health-related areas, and that most items require only short answers or simple Yes/No responses, while a few ask for more complete answers. Emphasize that each part of the questionnaire will be explained in more detail as the interview progresses. Encourage the SP to feel free to ask for clarification on any part of the interview that seems unclear or confusing. Assure the SP that there are no right or wrong answers to the questionnaire items. Then, proceed with presenting the questionnaire items in their designated sequence.

1.4 Description of the MEC Questionnaires

The MEC Interview consists of questions on a variety of health-related behaviors, attitudes, and risk factors. As mentioned earlier, each section of the MEC Interview is targeted for a specific age or age/sex group, or subsample.

The sequence of the topics covered in the MEC Interview is designated for each age/sex target group as displayed in Table 1-1.

Table 1-1. MEC questionnaire topics and eligibility by age and sex

Section	Questionnaire section order	Eligibility by age/sex
Blaise-CAPI	Respondent Selection Section (RIQ)^{1,2}	SPs 8+
	Pesticide Use (PUQ)^{1,2}	SPs 8+
	Sexual Behavior (SXQ)^{2,4}	SPs 18-59
	Current Health Status (HSQ)^{1,2}	SPs 16+
	Depression Screen (DPQ)^{2,4}	SPs 12+
	Tobacco (SMQ)^{1,2}	SPs 12+
	Alcohol (ALQ)^{1,2}	SPs 18+
	Reproductive Health (RHQ)^{1,2}	Female SPs 12+
	Kidney Conditions (KIQ)^{1,2}	SPs 20+
	Physical Activity (PAQ)^{1,2}	SPs 12-15
	Weight History (WHQ)^{3,4}	SPs 8-15
Cognitive Functioning (CFQ)⁴		SPs 60+
Audio-CASI⁴	Tobacco (SMQ)	SPs 12-17
	Alcohol (ALQ)	SPs 12-17
	Drugs (DUQ)	SPs 12-59
	Sexual Behavior (SXQ)	SPs 14-69
Critical Data Items (CDI)^{1,2}		12+ (collected during the interview) 0-11 (collected via a separate utility)

¹ May be administered as a proxy interview.

² May be administered through any interpreter.

³ May be administered through a paid interpreter.

⁴ May not be administered as a proxy interview.

1.5 Data Collection Materials

Data collection for the NHANES MEC Interview entails the use of a computer-based interview program.

In addition to the computer-based interview, there are hand cards, and female hormone charts that are used by SPs to help recall dates and provide the SP with appropriate response categories.

The MEC questionnaires have been programmed to permit computerized administration and recording. The question-by-question specifications, which are provided in Chapter 4 of this manual, should be used as a study guide to help you learn the intent of each question prior to starting in the field, and as a reference once you have started interviewing in the field.

THIS PAGE IS INTENTIONALLY LEFT BLANK.

2. Equipment, Supplies, and Materials

2.1 Description of the MEC Interview Room and Computer Equipment

The two interview rooms in each mobile examination center (MEC) are equipped with a desk upon which the PC rests, and chairs for the interviewer and study participant (SP).

The interview rooms have sliding doors that are closed for privacy during the interview. The door remains closed for the audio-CASI portion of the interview, when the interviewer leaves the room. Each room is also equipped with a white noise machine that can be used to increase privacy during the interview.

The PC monitor, keyboard, microphone, and mouse rest on top of the desk, while the CPU is housed under the desk. As the connections to the CPU are on the SP's side of the desk, it is important that the SP does not touch, bump, or otherwise come in contact with the hardware.

For the CAPI sections of the interview, the PC is oriented toward the interviewer, while for the audio-CASI section, the monitor faces the SP. The monitor can be easily turned to face the SP at the appropriate time. The keyboard and mouse are for the interviewer's use only.

The SP uses the PC's monitor to record his or her responses to the audio-CASI questions, as the monitor is equipped with a touch screen. The touch screen is not used for any portions of the interview other than audio-CASI. A stylus is provided for the SP to use, if he or she chooses, for the touchscreen.

The SP listens to the audio-CASI questions through a set of headphones that are plugged into the computer. Volume control buttons on the speaker and cord of the headphones control the volume for the headphones. Should the SP decline the use of the headphones, or should there be some other reason that the headphones cannot be used for an SP, the headphones can be unplugged from the computer.

A wall-mounted cabinet is located on the wall to the left of the interviewer. It holds extra supplies and is used to secure interviewing materials and equipment when the MEC is traveling from one stand to the next.

2.2 MEC Interview Supplies and Other Equipment

The following supplies and noncomputer equipment are used in the MEC Interview:

- Hygienic earphone covers;
- Sanitizing disposable wipes;
- Tissues;
- Dry erase marker pens;
- Solar-powered calculator;
- Microphone;
- Reading glasses;
- Pencils and pencil sharpener; and
- English/Spanish dictionary.

2.2.1 Description and Use of Interview Supplies

Earphone Covers. The phone guards' hygienic earphone covers are used during the audio-CASI portion of the interview. Change the earphone covers for each SP, and then dispose of the used covers.

Sanitizing Disposable Wipes. The Purell sanitizing wipes are used to clean the hand cards.

Tissues. Tissues are provided as a general supply for use as needed.

Dry Erase Marker Pens. Pens are used to mark the reference period on the calendar hand cards.

Calculator. The solar-powered calculator is available for use by either the SP or interviewer to provide assistance in answering questions, particularly in the reproductive health portion of the CAPI interview.

Microphone. The microphone is used for recording interviews for quality control purposes. There is one microphone per interviewer and one backup per MEC.

Reading glasses. Occasionally SPs will be asked to complete exercises that require them to be able to see words on a page. The reading glasses are only offered to SPs in these situations and only when the SP forgets to bring his or her personal glasses. Reading glasses are available in various strengths. There is one set of glasses per interviewer.

Pencil and pencil sharpener. Occasionally, SPs will be asked to complete exercises that require the use of a pencil.

English/Spanish Dictionary. An English/Spanish dictionary is provided as a reference for the interviewers.

2.3 MEC Interviewer Materials

The interviewing materials needed for successful completion of your responsibilities as a MEC interviewer include:

- Navigational Functions – Quick Reference Card;
- Hand cards; and
- Interviewer reference cards.

2.4 Inventory, Equipment Setup, and Teardown Procedures

At the conclusion of each stand, you will complete an end-of-stand (EOS) inventory count of materials, equipment, and supplies required for the MEC Interview. Accurate counting is essential since the home office uses the information to ensure that sufficient quantities of replacement supplies are shipped, and to track supply usage and costs. When the inventory is complete, each examination room must be packed and all equipment secured for travel to the next stand.

Upon arrival at the next stand, all equipment and supplies must be unpacked and set up in preparation for the start of examinations at the new stand. Shipments of replenishment supplies must be verified against the packing list.

2.4.1 MEC Interview Room Teardown Procedures

Following is the list of tasks (and the responsible staff person) required to prepare the room for travel (Exhibit 2-1).

Exhibit 2-1. Teardown tasks

Task	Responsible
1. Unplug keyboard, mouse, barcode wand, speakers, microphone, and headphones. Cover the computer monitor with the padded cozy and secure to the wall using the bungee cord provided.	Interviewer
2. Store the keyboard on the monitor stand with the monitor pressed down to hold it in place or put it against the monitor cozy and secure it with the bungee cord used for the monitor. Place the remaining items in one of the hanging wall holders. Do not put computer equipment in the component boxes or cabinet because the facilities and equipment specialist (FES) needs to be able to locate these items easily for setup.	Interviewer
3. Secure the telephone handset to the base with two rubber bands.	Interviewer
4. Each interviewer should pack the smaller supplies (i.e., dry erase markers, calculator, hand cards/charts, ink pens, Post-its, notebook) for their room in a large plastic bag.	Interviewer
5. Pack larger loose supplies (i.e., box of earphone covers, tissues, wet cleaning cloths) in cabinet and plastic storage containers. Fragile items should be wrapped in bubble wrap before being stored in the cabinet or plastic storage container.	Interviewer
6. Do not place heavy materials like manuals in the cabinet as they can shift during transit and fall out when opening the cabinet door. Place manuals in the clear multipurpose bin under the desk and secure it for travel.	Interviewer
7. Secure cabinet doors with Velcro strips.	Interviewer
8. Secure chairs for travel by placing on side and wedging them between the wall and desk.	Interviewer
9. Lock room door in open position for travel.	Interviewer

2.4.2 MEC Interview Room Setup Procedures

The following list of tasks (and responsible staff member) comprises setup procedures for the MEC Interview room (Exhibit 2-2).

Exhibit 2-2. Setup tasks

Task	Responsible staff person
1. Unpack computer monitor.	FES
2. Connect computer equipment (monitor, CPU, keyboard, wand, mouse, microphone, speaker).	FES
3. Remove rubber bands from telephone handset.	Interviewer
4. Unpack larger loose supplies (box of earphone covers, tissues, wet cleaning cloths) from cabinet and plastic storage containers.	Interviewer
5. Unpack smaller interviewing supplies (i.e., dry erase markers, calculator, hand cards/charts, ink pens, Post-its, notebook) from the large plastic bag.	Interviewer
6. Set up chairs.	Interviewer
7. Unlock room door.	Interviewer

THIS PAGE IS INTENTIONALLY LEFT BLANK.

3. Conducting the MEC Interview

The mobile examination center (MEC) Interview component consists of an interview and associated tasks that are performed before the start and at the conclusion of the actual interview. This chapter details the sequence of tasks that compose the interview component.

3.1 Component Tasks

In your role as an NHANES MEC interviewer, you will be responsible for performing the following tasks:

1. Logging in study participants (SPs);
2. Conducting the interview;
3. Completing/verifying critical data items;
4. Ending the interview; and
5. Testing the functionality of equipment.

You will conduct Tasks 1, 2, and 4 with each SP aged 8 years and older. Task 3 is completed for all SPs aged 12 years and older. Each of these tasks is described in more detail in the sections that follow.

3.2 Pesticide Use Questions

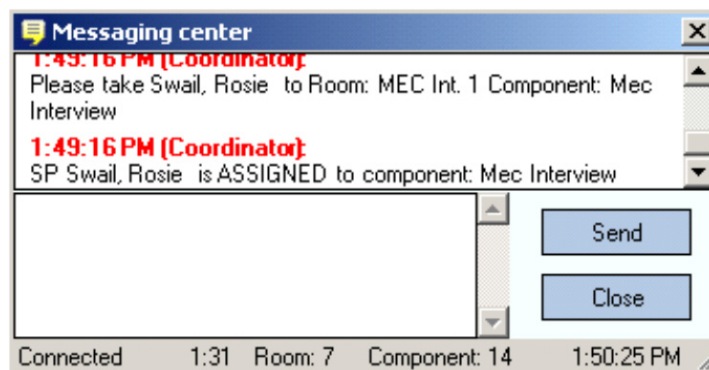
The MEC Interview contains two questions on recent pesticide use. For SPs aged 8-17 years, this information is collected from the child's parent or guardian during administration of the Automated Proxy application. This question is asked of adults in other components in the MEC. If the pesticide use questions have already been answered, the MEC Interview application will automatically skip the questions.

3.3 Logging in the SP

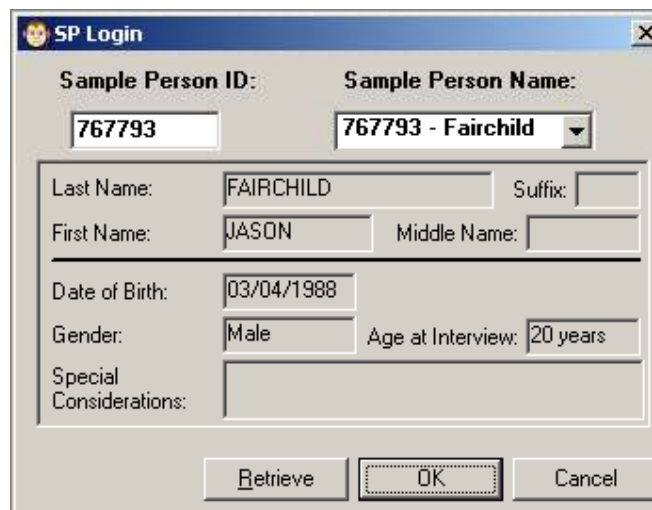
Procedures for logging the SP into the automated system are as follows:

1. Select the MEC Interview icon from your desktop at the start of a session.
2. Enter your interviewer password when prompted.
3. Open a new examination session when the SP has been assigned to the room. The Coordinator system will notify you that an SP has been assigned.

Press **Close** or click on the **X** in the upper right corner to close the notification message.



1. Wand the SP's identification bracelet or type in the SP's ID number on the Sample Person Pickup screen to log the SP into the interview. Verify the SP's name and identification number displayed on the screen.



3.4 Conducting the Interview

As described in Chapter 1, the MEC Interview consists of four sections: the Blaise-CAPI health interview, Cognitive Functioning Assessment, the audio-CASI or ACASI interview on health behaviors of a sensitive nature, and the Critical Data Items (CDI). Administration of each section involves introducing and providing appropriate transitions between sections, asking the questions specific to the section and entering SP responses, and recording a section status.

3.4.1 Introducing the MEC Interview to the Respondent

The interview software automatically displays appropriate introductory statements for each of the four interview sections based on the age of the SP and whether the interview is being conducted with a proxy respondent.

The **Blaise-CAPI** introduction for SPs **aged 8-11 years** is as follows:

- “During this interview, I will be asking you questions about your health and weight. Your answers will be kept private. Do you have any questions before we begin?”

The **Blaise-CAPI** introduction for SPs **aged 12-17 years** and **60 years and older** is as follows:

- “During this interview, I will be asking you questions about your home, current health status, and on other health behaviors. Remember, all of your responses to these questions will be kept confidential. Do you have any questions before we begin?”

The **Blaise-CAPI** introduction for SPs **aged 18-59 years** is as follows:

- “During this interview, I will be asking you questions about your home, sexual orientation, current health status, and on other health behaviors. Remember, all of your responses to these questions will be kept confidential. Do you have any questions before we begin?”

For interviews using a **proxy respondent**, the computer displays the following introduction:

- “During this interview, I will be asking you questions about {SP’s} current health status and on other health behaviors.”

Next, you will introduce the **Cognitive Functioning (CFQ)** section to SPs eligible for these questions by reading a brief introduction that appears on your computer screen:

- “The next questions are about problem solving and memory. The questions may seem unusual, but they are routine questions we ask everyone. Some of the questions are very

easy and some are difficult, so don't be surprised if you have trouble with some of them. Try your best to answer all of the questions without using clues from around the room. If you wear glasses for reading, please use them."

For the third part of the interview, you will introduce the **ACASI section** by reading the ACASI Interview Introduction:

- "Now I'd like you to use the headphones and listen to some questions. You will enter your responses into the computer by touching the screen. This will allow you to answer questions in complete privacy. I will leave the room during this time, but will be right down the hall to help you if you have a problem. Let's go over some examples and then you'll complete the interview on your own."

After completing the ACASI section, you will introduce the **CDI section** by reading the brief introduction that appears on your computer screen:

- "I would like to verify {your/SP's} address."

3.4.2 Administering the Actual Questionnaire

One of your primary responsibilities as a MEC interviewer is to administer the questionnaire.

Successful administration of the questionnaire is a two-fold process. It involves:

- Making sure that each respondent hears the questions in exactly the way they are written in the questionnaire; and
- Making sure the respondent's answers are faithfully and accurately recorded.

Specific instructions for administering the four sections of the questionnaire are contained in Chapter 4, Question-by-Question Specifications.

There may be times when a respondent is having a difficult time understanding a question or, from your point of view, there may just not seem to be an appropriate response category. In these situations, you may use the note function (explained in Section 4.1.2). For a given question, enter a note to:

- Seek clarification for coding a response. For example, an SP tells you that he uses a tobacco leaf to wrap marijuana, and you do not know whether or not to "count" his report as cigar smoking. While you know cigars are defined as a roll of tobacco wrapped in leaf, you are not sure about the marijuana. Notes are reviewed periodically so, in situations like this that require a more prompt response, you should also send an email about it to the MEC Interview component lead at the home office.

- Inform Westat/NCHS that a term or question is not understood. For example, the terms “gay” and “straight” are not currently defined in a Help screen, but you might want guidance to assist an SP who does not know what you are talking about.
- Indicate that an SP provided information that suggests a coded response was incorrect. For example, when asking about prescribed hormone replacement therapy, the SP insists that a “natural” hormone pill made from roots was prescribed by her OB/GYN.

Along with a brief description of the SP comment or situation, please include how you coded the response. While questions cannot always be revised, interviewer notes have been used to bolster the need to change or omit a question. Notes also are used to edit responses during the data preparation phase.

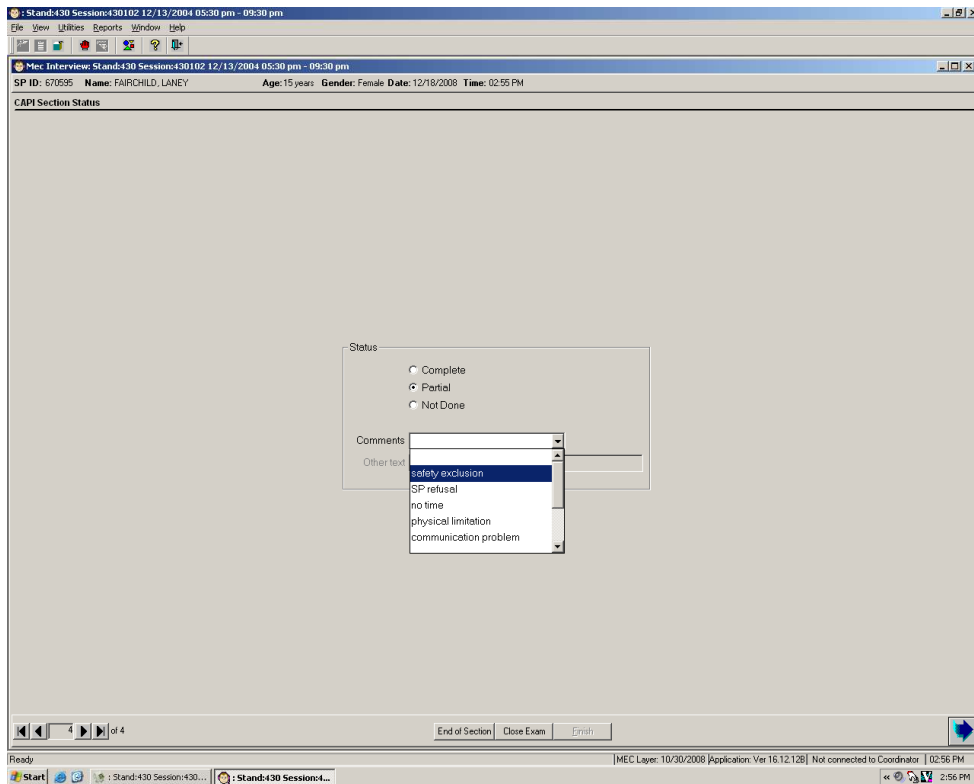
Any unusual occurrence that happens during the operation of a stand should be reported by using the Unusual Field Occurrence (UFO) utility. This includes equipment issues, SP issues, protocol issues (e.g., the next appropriate question did not appear on the screen), trailer issues, supply or inventory issues, etc. It is not necessary to use screen prints when describing errors unless a screen print would be useful for describing the occurrence. If a screen print is taken, note it in the UFO and save it locally. Should ISIS or home office staff need to review the screen print, they can proxy into the MEC and retrieve the screenshot.

3.4.3 Recording a Status for Each Section

NHANES requires that a separate status code be recorded for each section of the interview. After the answer to the final question has been recorded, the automated system displays a section status screen. An example of the Blaise-CAPI section status screen is shown below.

The status for a particular section may be either “Complete,” “Partial,” or “Not done.” The program automatically displays a section status code according to predetermined criteria for all sections and is not editable by the interviewer.

A status of “Partial” or “Not done” requires you to enter a comment code from the drop-down box. Valid comments for the interview and their appropriate use are described in the *Integrated Survey Information System (ISIS) User Guide*.



3.5 Critical Data Items

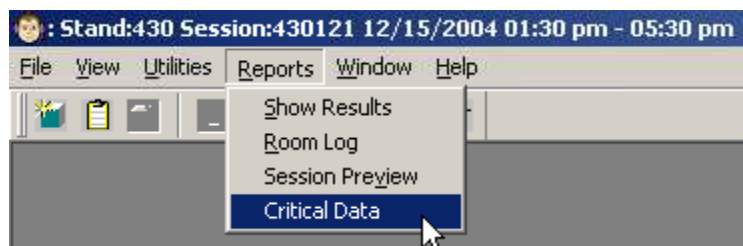
There are a few pieces of demographic information that are considered critical to the study and should be collected for each SP. These items include street and mailing address, home telephone number, and Social Security number. For most SPs, this information will have been collected previously by one of the field interviewers. At the time of the MEC Interview, it is your responsibility to attempt data collection for all missing items and verify the existing information for selected items.

Procedures for verifying and collecting CDI vary depending upon the age of the SP. For SPs aged 12 years and older, you will collect the items as part of the MEC Interview, as described in Chapter 4. For SPs younger than 12 years of age, the Social Security number is collected during the automated proxy interview.

3.5.1 Critical Data Item Collection for SPs Younger Than 12 Years of Age

A Social Security number is the **only** CDI item that is consistently collected for this age group. It is collected during the automated proxy interview. The telephone and address screens are not verified for this age group; however, if the parent or guardian provides new information, submit it through the UFO system.

The Critical Data Report is a separate report listing all existing critical data that have been collected for SPs aged 11 years or younger. To generate a Critical Data Report, click on “Reports” in the menu bar of the MEC Interview application and select “Critical Data” from the drop-down menu.



If any item is missing, the corresponding data field(s) is blank. The information is listed on a separate page for each SP. Use the scroll bar on the right side of the screen to navigate through the report. Print the report by clicking on “File” in the menu bar and selecting “Print.”

Stand:410 Session:410071 08/25/2004 01:30 pm - 05:30 pm

File View Utilities Reports Window Help

MEC Interview

Critical Data Items Report

480523 ASHWIN RAJA1

Current Mailing Address

Additional Address Line

Street #	Dir Pre	Street Name	St/Rd/Ave	Dir Post
2947	W	28TH	ST	

Unit/Apt/Bldg	Unit #	PO Box	RRHC #	RRHC Box
APT	1414			

City	State	Zip
FAIRFAX	VA	11224

Current Phone Numbers

Home	(410) 456-3219
------	----------------

Ready | MEC Layer: 9/3/2009 | Application: 9.0.5 | Not connected to Coordinator | 10:58 AM

Start | Stand:410 Session:4... | 10:59 AM

3.6 Ending the Interview

At the conclusion of the interview, notify the MEC coordinator that you are done by clicking on the “Finish” button at the bottom center portion of the screen. Do not leave the examination open any longer than necessary as this can lead to inaccurate estimates of the amount of time it takes to complete the interview component. It can also slow down the flow of SPs between components.

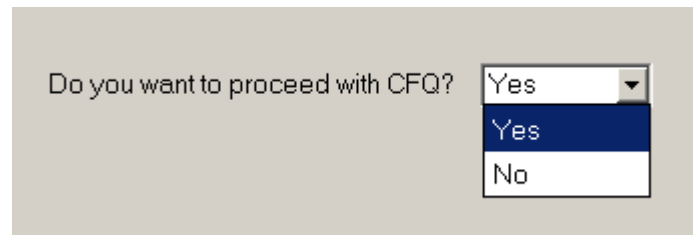
Thank the SP for his or her time and contribution to the study. Check whether the MEC coordinator has sent you a message advising you of the next component for the SP. If not, escort the SP back to the coordinator’s area to await assignment to the next component.

3.7 Testing the Functionality of Equipment

On set up and dry run day, you will check your equipment to make sure everything is functioning properly before the first day of exams. Some of these tests require the use of test SPs that have been added to the dry run session. There is more than one test SP on the dry run day session and the ages vary. Please note that you may need to test more than one thing on a particular test SP so please work together to make sure everything is tested. The tests that you need to perform are described below.

3.7.1 Cognitive Functioning Questionnaire

Using a **test SP** that is greater than or equal to 60 years old, test the functionality of the CFQ section. **We will not administer CFQ to real dry run SPs.** To help prevent accidentally administering CFQ to a real dry run SP, we've added a lead in question to the CFQ section (see below). **For real dry run SPs, answer “No” to this question.**



Do you want to proceed with CFQ?

Yes
Yes
No

The test SP will not appear in your scoring queue. If we administer CFQ to a real dry run SP, we are required to report the results. This is not something we want to do so please take your time to ensure you answer the new lead in question correctly.

3.7.2 Mental Health Referral System

The mental health referral process can be tested on any SP age 12+. The MEC Interviewers should initiate this process by doing the following:

- Work together to pick one test SP and code the response to DPQ.090 as “several days,” “more than half the days,” or “nearly every day.”
- Notify the coordinator and physician of the test that was used on the SP. (The physician and coordinator will then follow the dry run testing procedure guidelines for their component.)

More details on the complete functionality of the mental health referral process can be found in Section 5.4.

3.7.3 ACASI

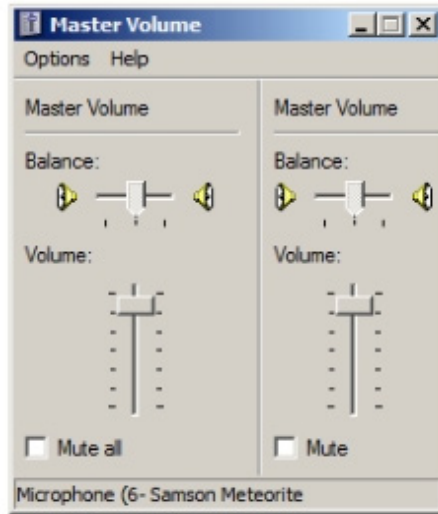
The functionality of ACASI is tested on dry run day to ensure that the sound is playing correctly and that the correct screens are coming up. ACASI can also be tested using a test SP or with a real dry run SP. Optimal testing of ACASI can be done on with a test SP or dry run SP between the ages of 14 and 69. If you test ACASI with a dry run SP, when it is time for the ACASI section, explain to the SP that you need to make sure the application is working correctly. Go through the screens with the SP. The SP can either enter fake responses or you can enter the responses.

3.7.4 Recording Level

Check the recording level on set up day or on dry run day at the start of every stand and any time the microphone is unplugged. To check the recording level, open the “Utility” folder on the desktop. Select the icon “Adjust Microphone”.



Slide either volume bar up or down to adjust. NOTE: The volume bar should be near the top.



3.7.5 Calibrate the Touchscreen

Calibrate the touchscreen on set up day or on dry run day at the start of every stand and anytime the touchscreen isn't working properly. To calibrate the touchscreen, open the "Utility" folder on the desktop. Select the icon "Touchscreen" and follow the instructions on the screen.



THIS PAGE IS INTENTIONALLY LEFT BLANK.

4. MEC Interview Protocol: Question-By-Question Specifications

4.1 Question-by-Question Specifications Overview

This chapter contains the Question-by-Question specifications (QxQ specs) for the four sections of the MEC interview: Blaise-CAPI questions, Cognitive Functioning questions (CFQ), Audio-CASI questions (ACASI), and Critical Data Items (CDI). These specifications are designed to give you directions on the administration of each question.

The section is set up so that the corresponding text is shown along with the Question-by-Question specification. Explanations of and instructions for questions, definitions of words, and examples appear on the QxQ page across from the question they concern.

You will use the information presented here and during training to learn how to administer the interview. You should also use the specifications as a reference when you are interviewing to resolve problems encountered. When you have a question about the administration of the questionnaire while you are in the MEC, always look at the specifications first.

Each of the main interview sections has some section-specific instructions that remain the same, regardless of the topic or specific question. Some of these general specifications are also provided in this chapter.

Spanish translations of each section can be found in Appendix A.

4.1.1 General Rounding Rules

Many questions in the MEC interview require numeric responses. Occasionally, a respondent may give you an answer that is a fraction of a whole number. Unless indicated otherwise in the question-by-question specifications, the basic rules for rounding are:

- For fractions less than one-half, round down to the nearest whole number. For example, $3\frac{1}{4}$ becomes 3.
- For fractions more than one-half, round up to the nearest whole number. For example, $7\frac{3}{4}$ becomes 8.
- For fractions that are exactly one-half, round to the nearest even whole number. For example, $2\frac{1}{2}$ becomes 2.

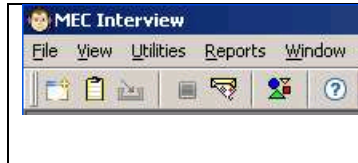
4.1.2 Introduction to the MEC Interview Program









This section provides an introduction to the MEC Interview Program and general guidelines for navigating through the interview. Section-specific information and navigational features are provided in the QxQs for the individual sections.

4.1.2.1 MEC Interview Menu Items and Shortcuts

The menu items are located at the top of the MEC Interview window and can be accessed from the toolbar buttons. Dimmed toolbar buttons are not available for the window or pane that is currently active.

The menu buttons at the top of the **MEC Interview** window are identified as follows:



	Opens new sample person examination which brings up the sample person logon window (Hot Key: Ctrl+O)
	Review
	Closes an exam
	Pauses the current SP examination
	Sends message to coordinator
	Customizes toolbar buttons
	Displays program help
	Quits the Exam Application

4.1.2.2 Shortcuts for Menu Items

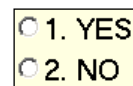
Most menus and menu items have an underlined “accelerator key” that enables you to access the menu from the keyboard instead of using the mouse. The accelerator letters for menus become visible when you hold down the **Alt** key. Use the **Alt** key in combination with the accelerator key to open a menu, then just press the accelerator key for the desired menu item. Some menu items also have a keyboard shortcut displayed after the menu item name. Keyboard shortcuts can be one of the F1-F12 keys along the top of the keyboard or a combination of the **Ctrl** key and one or more other keys. You can use keyboard shortcuts at any time.

Some menu items can also be accessed from toolbar buttons. A dimmed (grayed-out) toolbar button means that function is not available for the window or pane that is currently active.

4.1.2.3 Navigation

There are several different response types, depending on the kind of information requested: **Radio buttons**, **list boxes**, **check boxes**, **edit boxes**, and **drop-down lists**.

Radio buttons (single response) – Select a single response from a list of possible responses. Click on a response to select it.



<input checked="" type="radio"/> 1. YES
<input type="radio"/> 2. NO

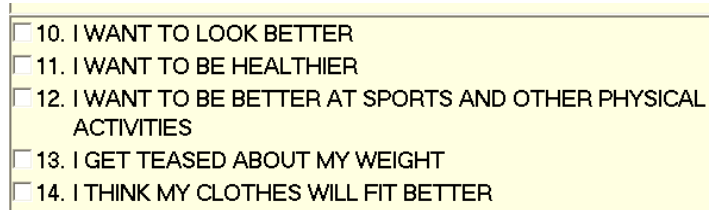
You can only select a single response. If you select the wrong response, click on the correct response to switch your selection.

List boxes – Similar to radio buttons but used for longer lists. Lists that don't fit on screen have a scroll bar on the right of the list box. If the response you want is not visible in the list, you may need to scroll down the list to find it. To scroll, click on the down arrow on the bottom of the scroll bar to the right of the list. To move down multiple items at a time, click and drag the slider down the scroll bar. You can scroll back up the list by clicking on the up arrow at the top of the scroll bar or by dragging the slider up.




Click on a response to select it.

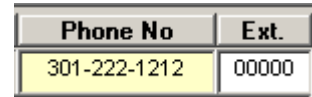
Check boxes (multiple choice/multiple response) – Select one or more responses from a list of possible responses. If you make a mistake, click again on a response to unselect it.



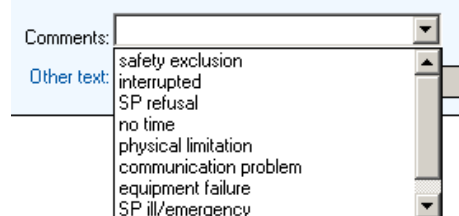
You can also enter the response codes, without spaces, on the keyboard unless otherwise noted.



Edit boxes – Click on a box to place the cursor in the box and then type a response in the box. Use TAB and SHIFT+TAB to move between boxes using the keyboard.



Drop-down lists – Click on the down arrow on the right side of the box to display the drop-down list, and then click on the desired choice.



Shortcut Keys

Use the arrow keys to move the cursor forward (↓) or backwards (↑) one answer field at a time.

The **Page Up** key backs up the interview to the previous screen.

The **Page Down** key advances the interview forward to the next screen.


Press the **Home** key to back up the interview to the first screen.

Pressing the **End** key advances the interview to the next appropriate question in the interview. Use this key when you have backed up in the interview to review or change an answer to a previous question.

Press **End** when you are ready to continue with the interview. The program advances to the next unanswered item in the interview taking into account changes to the skip patterns as a result of modifications to a previous response.

Special Keys/Functions


Use the **F5** key or **question mark icon** () to enter a response of “Don’t Know”.

Use the **F6** or **refusal icon** () if the SP refuses to answer a question.

Select **F9** or the **paper clip icon** () to enter an interviewer note.

Switch the language of the Blaise-CAPI and Cognitive Functioning interview by selecting **F2**. You can also select “**Options**” then “**Form language**” from the Blaise menu bar. Choose “ENG English” to display the questions in English or “SPN Spanish” to display the questions in Spanish.



Use the **F1** key or select the **help icon** () to view help text associated with an item. To switch the language of the help text select **“Options”** then **“Form language”**. Choose **“TEXT Spanish Help”** to display the help text in Spanish. Choose **“HELP”** to display the help text in English.

Press **F10** to exit the interview or select **“Forms”** then **“Exit”** from the Blaise menu bar. The **F10** key can be used quit the interview prematurely, or to exit Blaise after successfully completing the interview.

4.1.3 Beginning the MEC Interview

After logging the SP into the MEC Interview as described in Section 3.5, the first screen of the application is the permission to record the interview screen (see Section 6.2.1 for more details). To change the language, select “utilities” in the menu bar and select the appropriate language. You can also use the hot keys Ctrl+S to change the language to Spanish or Ctrl+E to change the language to English. Please note, this sets the language for the transition screens between each section of the interview and for the CDI section. Instructions for setting the language of the Blaise-CAPI and Cognitive Functioning interview are described in the special keys/functions section of Section 4.1.2.3. See Appendix A.1 for more information on launching the Spanish interview.

4.2 The Blaise-CAPI Section of the MEC Interview

The Blaise-CAPI section of the MEC interview consists of ten separate sections, each of which collects information on health risk behaviors, medical history, or medical conditions for a specific health topic. An administrative section at the beginning of the interview collects information about the respondent and language of the interview.

Individual questions in the ten sections are derived from several sources including previous iterations of NHANES, the National Health Information Survey (NHIS), and a variety of other health, nutrition, and behavioral surveys. In addition, some of the questions are new to this iteration of NHANES.

Blaise Data Entry - c:\models\mec\mec

Forms Answer Navigate Options

THIS INTERVIEW IS SLATED TO BE AN SP INTERVIEW. IS THAT CORRECT?

1. YES
 2. NO

SPProx/Verify

LABEL

Language

Old 1/218 Dirty Navigate MEC

Start Blaise Data Entry 4:34 PM

Blaise Data Entry - c:\models\mec\mec

Forms Answer Navigate Options

WELCOME TO THE NHANES IV MEC QUESTIONNAIRE!

THE SP, Henry Gear, IS MALE, AND IS 50 YEARS OLD.

THE INTERVIEW WILL BE CONDUCTED WITH THE SP.

SPProx/Verify YES

LABEL

Language

Old 1/218 Modified Dirty Navigate MEC

Start Blaise Data Entry 4:34 PM

Blaise Data Entry - c:\models\mec\mec

Forms Answer Navigate Options

IN WHAT LANGUAGE WILL THIS INTERVIEW BE CONDUCTED?

1. ENGLISH
 2. SPANISH

SPProx/Verify YES

LABEL

Language

Old 1/218 Modified Dirty Navigate MEC

Start Blaise Data Entry 4:34 PM

4.2.1 CAPI Pre-Interview Screens

Before starting the CAPI interview, the interviewer must complete questions that allow CAPI to pull up the correct screens and word fills throughout the CAPI portion of the interview.

MIA060 This screen asks you to verify whether the interview will be conducted with the SP. If it
SPPProxy is a proxy interview, code “No.” Coding “No” will trigger the computer to provide the
Verify appropriate word fills for a proxy interview. Code “Yes” if the interview is being
 conducted through an interpreter or directly with the SP.

MIA060 Confirm the name, gender, and age of the SP and whether the interview will be
SPPProxy conducted with the SP or with a proxy.
Verify (cont.)

MIA055 Indicate whether the interview will be conducted in English or Spanish. Note that this
Language screen records, but does not set, the language of the interview.

Use the F2 key or click on Options/Form Language on the menu bar to select either the English or Spanish version of the CAPI questionnaire.

Blaise Data Entry - c:\models\mec\mec

Forms Answer Navigate Options

INTERVIEWER: MARK MAIN RESPONDENT. SPECIFY RELATIONSHIP OF RESPONDENT TO SP IF OTHER THAN SP.

1. SP
 6. CHILD
 2. MOTHER
 7. GRANDPARENT
 3. FATHER
 8. LEGAL GUARDIAN
 4. SPOUSE
 9. OTHER (SPECIFY)
 5. SISTER OR BROTHER

LABEL RESPONDENT INFORMATION

RespThreeRelToSP RIQ005

Specify RIQ005OS

ProxyReason RIQ030

Specify RIQ030SP

Old 2/218 Modified Dirty Navigate MEC

Start Blaise Data Entry 4:34 PM

99/NHANS IV MEC Questionnaire

Forms Answer Navigate Options Year 9

WHY IS THIS INTERVIEW BEING CONDUCTED WITH A PROXY?

1. SP HAS COGNITIVE PROBLEMS
 2. SP HAS PHYSICAL PROBLEMS (SPECIFY)
 3. OTHER (SPECIFY)

LABEL RESPONDENT INFORMATION

99a05a RIQ005 2 Mother

99a RIQ005OS

99a05a RIQ030

4.2.2 Respondent Selection Section (RIQ)

You may be able to complete this section without asking the respondent any questions. However, do not assume you know the answer to a specific question. When in doubt, the general rule is to ask the respondent. Because this section is structured as a set of interviewer instructions, you will need to paraphrase the instruction slightly so that it works as a question to the respondent. This is one of the few places in the MEC Interview where you can deviate from the text that is displayed on the screen.

This section is completed for all SPs.

RIQ005 For most interviews you will code “1” to indicate the SP was the respondent. SP interviews skip to RIQ090.

For proxy interviews, record the relationship between the SP and the proxy.

RIQ030 This item collects the reason why a proxy interview was necessary. The majority of proxy interviews will be because of either cognitive problems due to such causes as a learning disability, dementia, etc., or a physical problem or illness. When recording physical illness as a reason, you are asked to specify the nature of the problem or illness.

Proxy interviews that are conducted for some reason other than cognitive or physical problems should be coded as “other” with an explanation as to the nature of the problem.

Blaise Data Entry - c:\models\mec\mec

Forms Answer Navigate Options

INTERVIEWER: WAS SP PRESENT IN THE ROOM DURING ANY PART OF THE INTERVIEW?

1. YES
 2. NO

SPPresence RIQ038

InterpreterUse RIQ090 NO

CodeTypeIntr RIQ100

LangOfIntrv RIQ140

Specify RIQ1400S

Old 3/218 Modified Dirty Navigate MEC

Start Blaise Data Entry Snagit/32 Catalog Viewer ... 4:42 PM

NHANES IV MEC Questionnaire

Forms Answer Navigate Options Year 7

During this interview, I will be asking you questions about your health and weight. Your answers will be kept private. Do you have any questions before we begin?

99a RIQ100

99a00g RIQ140

99a RIQ1400S

CK05c RIQ149

NHANES IV MEC Questionnaire

Forms Answer Navigate Options Recording 2015

PAUSE STOP

During this interview, I will be asking you questions about your home, current health status, and on other health behaviors. Remember, all of your responses to these questions will be kept confidential. Do you have any questions before we begin?

99a RIQ030SP

99a RIQ0300S

99a RIQ038

CK05d99a RIQ149

RIQ038 Code “Yes” if the SP was present for any part of the interview, regardless of whether the proxy consulted with the SP for answers to any of the questions. Because this section is completed at the beginning of the interview, you will code “Yes” if the SP is present at the start of the interview. In the unlikely event the SP is not present at the beginning but does join the interview in progress, remember to back up and change the code for this item.

RIQ149 RIQ149 contains a brief introductory statement that is read to the respondent. There are four different versions of the introductory text depending upon the age of the SP and whether the interview is conducted with a proxy respondent.

RIQ149 The application displays this introductory statement for SPs aged 8-11 years.
Version 1

RIQ149 This introductory statement is used with SPs ages 12-17 and 60 years or older.
Version 2

NHANES IV MEC Questionnaire
Forms Answer Navigate Options Recording 2015

During this interview, I will be asking you questions about your home, sexual orientation, current health status, and on other health behaviors. Remember, all of your responses to these questions will be kept confidential. Do you have any questions before we begin?

99a RIQ0305P
99a RIQ03005
99a RIQ038
CK05d09a RIQ149

NHANES IV MEC Questionnaire
Forms Answer Navigate Options Year 11

During this interview, I will be asking you questions about Alec Rocha's current health status and on other health behaviors.

99a RIQ100
99a00g RIQ140
99a RIQ1400S
CK05d09a RIQ149

RIQ149 The application displays this introductory statement for SPs aged 18-59 years.
Version 3

RIQ149 The application displays this introductory statement when the interview is administered
Version 4 through a proxy respondent.

NIJAHES IV MEC Questionnaire

Forms Answer Navigate Options Year 11

In the **past 7 days**, were any chemical products used in your home to control fleas, roaches, ants, termites, or other insects?

THIS ITEM IS COLLECTED VIA PROXY FOR SPS 8-17.

1. YES
 2. NO

LABEL	Pesticide Use
05a PUQ100	<input type="checkbox"/>
05a07a PUQ110	<input type="checkbox"/>

NIJAHES IV MEC Questionnaire

Forms Answer Navigate Options Year 11

In the **past 7 days**, were any chemical products used in your lawn or garden to kill weeds?

CODE 'NO' IF THE RESPONDENT SAYS S/HE DOES NOT HAVE A LAWN OR GARDEN

THIS ITEM IS COLLECTED VIA PROXY FOR SPS 8-17.

1. YES
 2. NO

LABEL	Pesticide Use
05a PUQ100	2 NO
05a07a PUQ110	<input type="checkbox"/>

4.2.3 Pesticide Use (PUQ)

This is a short section comprised of just two items. The information from this section will be used to interpret the measurements of pesticide in biologic specimens (blood and urine) collected from SPs.

The pesticide questions are administered to SPs 8 years of age and older. For SPs 18 years and older the items are asked directly of the SP at the time of the MEC interview. For SPs 8-17 years of age the questions are asked of a proxy via the Automated Proxy Form. The application then prefills the PUQ questions and makes them read only in the Blaise instrument.

PUQ100 This item asks about the use of chemical products to control fleas, roaches, ants, termites, or other insects. The period of interest is the past 7 days, and only products used inside the SP's home should be considered.

Include all forms of products such as aerosol or pump sprays and powders, but do not include traps. Include topical flea and tick treatments applied to pets, flea collars, and mosquito repellants.

For SPs 8-17 years of age, DO NOT ASK PUQ100 directly of the SP. The responses will be prefilled. Simply select “enter” on the keyboard to move on to the next question.

PUQ110 This item obtains information on the use of chemical weed killers in the SPs lawn or garden. The period of interest is the past 7 days.

Enter a response of “no” if the SP reports he or she does not have a lawn or garden.

For SPs 8-17 years of age, DO NOT ASK PUQ110 directly of the SP. The responses will be prefilled. Simply select “enter” on the keyboard to move on to the next question.

NHANES IV MEC Questionnaire 2019-2020

Forms Answer Navigate Options Recording PAUSE RESUME STOP

HAND CARD SXQ1

Do you think of yourself as lesbian or gay; straight, that is, not lesbian or gay; bisexual; something else; or you don't know the answer?

1. LESBIAN OR GAY

2. STRAIGHT, THAT IS, NOT LESBIAN OR GAY

3. BISEXUAL

4. SOMETHING ELSE

9. I DON'T KNOW THE ANSWER

LABEL	SEXUAL BEHAVIOR SECTION
17a19a SXQ295	
17a19a SXQ296	

NHANES IV MEC Questionnaire 2019-2020

Forms Answer Navigate Options Recording PAUSE RESUME STOP

HAND CARD SXQ2

Do you think of yourself as gay; straight, that is, not gay; bisexual; something else; or you don't know the answer?

1. GAY

2. STRAIGHT, THAT IS, NOT GAY

3. BISEXUAL

4. SOMETHING ELSE

9. I DON'T KNOW THE ANSWER

LABEL	SEXUAL BEHAVIOR SECTION
17a19a SXQ295	
17a19a SXQ296	

4.2.4 Sexual Behavior (SXQ)

In recent years, public policy debates have heightened the need for high quality scientific data on the sexual orientation of adults and young people in the United States, particularly to allow researchers to identify the important role of sexual orientation as a predictor of health, social, and economic outcomes. This section contains one question on sexual orientation administered to SPs 18-59 years of age. The question is gender specific. This question was previously included in the ACASI portion of the interview; however it was moved to CAPI to reduce the percentage of SPs responding “don’t know.” The National Health Interview Survey, which is an in-person survey conducted in participants’ homes, found that the percentage of “don’t know” responses was much lower when asking this question in person rather than administering by ACASI. There were also no reported privacy concerns or other negative reactions to sexual orientation being asked in person. Additional questions on sexual behavior are asked of SPs 14-69 year of age in the ACASI portion of the interview.

SXQ295 This question asks female SPs 18-59 years of age to indicate their sexual identity. The SP is asked to select a response category that best represents how she thinks of herself. It is important to read the entire question and response categories. Code 9, “I don’t know the answer, if the SP selects that option from the card. Use “?” if the SP does not know how to answer the question or doesn’t understand the question. If the SP does not understand the term “straight”, it is acceptable to say “not lesbian or gay” since it is on the card. If the SP does not understand the terminology used in the question even after probing, code using the question mark and add a brief specific note. A hand card is provided to assist the SP with her response.

SXQ296 This question asks male SPs 18-59 years of age to indicate their sexual identity. The SP is asked select a response category that best represents how he thinks of himself. It is important to read the entire question and response categories. Code 9, “I don’t know the answer, if the SP selects that option from the card. Use “?” if the SP does not know how to answer the question or doesn’t understand the question. If the SP does not understand the term “straight”, it is acceptable to say “not gay” since it is on the card. If the SP does not understand the terminology used in the question even after probing, code using the question mark and add a brief specific note. A hand card is provided to assist the SP with his response.

NHANES IV MEC Questionnaire

Forms Answer Navigate Options Recording 2015

PAUSE RESUME STOP

The next question is about the test for HIV, the virus that causes AIDS. Except for tests you may have had as part of blood donations, have you ever been tested for HIV?

1. YES

2. NO

99ab07a15a HSQ520	2	NO
02a07a HSQ571	2	NO
99abk07a HSQ580		
99ab07a15a HSQ590		

4.2.5 Current Health Status (HSQ)

This section of the interview is administered to SPs 16 years of age and older.

HSQ590 With the exception of HIV testing done as part of a blood donation, this question asks if the SP has ever had his or her blood tested for the presence of the Human Immunodeficiency Virus, which causes AIDS. To qualify for a “yes” response, the SP would have received, or been able to receive, the test results indicating the presence or absence of HIV in his or her blood. If the SP indicates hesitancy in answering this question, reassure him or her that you are only interested in whether he or she has been tested and not in the test results. In addition to testing prior to blood donation, HIV testing is commonly done during pregnancy, offered to many health care workers, and when applying for life insurance.

DPQ1

Not at all

Several days

More than half the days

Nearly every day

4.2.6 Depression Screen (DPQ)

SPs 12 years and older will be administered a depression screener questionnaire. Depression will be assessed using the Patient Health Questionnaire (PHQ-9). This screening instrument has been validated against independent structured diagnostic interviews in both clinical and general population studies, and serves both as a depression severity measure as well as a diagnostic instrument for the *Diagnostic and Statistical Manual of Mental Disorders*, 4th edition (DSM-IV) depressive disorders. The PHQ-9 refers to the previous 2-week interval and consists of nine items of depression symptoms and one question on functional impairment.

Analysis of the NHANES 2005-2006 data showed that 5.4% of Americans 12 and older experienced depression in any 2 week period. Rates were higher in 40-59 year olds, women, non-Hispanic Black persons than other demographic groups. Rates of depression were also higher among poor persons compared to those with higher incomes.

The depression screen is not administered if the MEC interview is completed with a proxy.

Hand Card DPQ1 is used with DPQ010-DPQ090 to assist the SP in quantifying the frequency of the symptoms. Use the following guidelines for probing and/or coding items.

- If the SP reports experiencing the symptom only once during the 2-week period for DPQ010-DPQ080, enter a code of “0” (not at all). If the SP reports experiencing the symptom only once during the 2-week period for DPQ090, enter a code of “1” (several days).
- If the SP gives a response that seems to fit between two categories, repeat those two options. For example, if he or she said “off and on,” repeat “would that be several days?” or “more than half the days?”
- Code the response as “more than half the days,” if the SP reports experiencing the symptom for a week or more in the past 2 weeks, but less frequently than “nearly every day.”
- Code the response as “nearly every day” if the symptom occurred almost every day during the past 2 weeks, or if the SP reports that he or she experienced the symptom on 12 or more days.

NIHANS IV MEC Questionnaire

Forms Answer Navigate Options Year 7

HAND CARD DPQ1

Over the **last 2 weeks**, how often have you been bothered by any of the following problems:

little interest or pleasure in doing things? Would you say...

0. not at all
 1. several days,
 2. more than half the days, or
 3. nearly every day?

LABEL	DEPRESSION SCREEN
05ac DPQ010	<input type="checkbox"/>
05ac DPQ020	<input type="checkbox"/>
05ac DPQ030	<input type="checkbox"/>

NIHANS IV MEC Questionnaire

Forms Answer Navigate Options Year 7

HAND CARD DPQ1

[Over the **last 2 weeks**, how often have you been bothered by any of the following problems:]

feeling down, depressed, or hopeless?

0. NOT AT ALL
 1. SEVERAL DAYS
 2. MORE THAN HALF THE DAYS
 3. NEARLY EVERY DAY

LABEL	DEPRESSION SCREEN
05ac DPQ010	0 notatall
05ac DPQ020	<input type="checkbox"/>
05ac DPQ030	<input type="checkbox"/>

NIHANS IV MEC Questionnaire

Forms Answer Navigate Options Year 7

HAND CARD DPQ1

[Over the **last 2 weeks**, how often have you been bothered by any of the following problems:]

trouble falling or staying asleep, or sleeping too much?

0. NOT AT ALL
 1. SEVERAL DAYS
 2. MORE THAN HALF THE DAYS
 3. NEARLY EVERY DAY

LABEL	DEPRESSION SCREEN
05ac DPQ010	0 notatall
05ac DPQ020	0 notatall
05ac DPQ030	<input type="checkbox"/>

DPQ010 This is the first item to assess the presence of symptoms associated with depression. The question asks the respondent to quantify how often he or she has been bothered by little interest or pleasure in doing things, or anhedonia. Be sure to emphasize the period of interest (“last 2 weeks”) when reading the question.

DPQ020 This item asks the SP to quantify how often he or she experienced a depressed mood during the past 2 weeks.

DPQ030 SPs are asked to report how frequently they experienced problems sleeping. The question refers to three types of sleeping difficulties: problems falling asleep; difficulty staying asleep, or sleeping too much.

NIANES IV MEC Questionnaire
Forms Answer Navigate Options Year 7

HAND CARD DPQ1
[Over the last 2 weeks, how often have you been bothered by any of the following problems:]

feeling tired or having little energy?

0. NOT AT ALL
 1. SEVERAL DAYS
 2. MORE THAN HALF THE DAYS
 3. NEARLY EVERY DAY

05ac:DPQ040		
05ac:DPQ050		
05ac:DPQ060		
05ac:DPQ070		

NIANES IV MEC Questionnaire
Forms Answer Navigate Options Year 7

HAND CARD DPQ1
[Over the last 2 weeks, how often have you been bothered by any of the following problems:]

poor appetite or overeating?

0. NOT AT ALL
 1. SEVERAL DAYS
 2. MORE THAN HALF THE DAYS
 3. NEARLY EVERY DAY

05ac:DPQ040	1	severaldays
05ac:DPQ050		
05ac:DPQ060		
05ac:DPQ070		

NIANES IV MEC Questionnaire
Forms Answer Navigate Options Year 7

HAND CARD DPQ1
[Over the last 2 weeks, how often have you been bothered by any of the following problems:]

feeling bad about yourself - or that you are a failure, or have let yourself, or your family down?

0. NOT AT ALL
 1. SEVERAL DAYS
 2. MORE THAN HALF THE DAYS
 3. NEARLY EVERY DAY

05ac:DPQ040	1	severaldays
05ac:DPQ050	0	notatall
05ac:DPQ060		
05ac:DPQ070		

DPQ040 SPs are asked to quantify how often they experienced a lack of energy or felt tired during the last 2 weeks.

DPQ050 This item asks the SP to report how frequently he or she experienced problems eating, either a lack of appetite or eating too much.

DPQ060 This item asks the SP to quantify how often he or she felt bad about himself or herself, experienced feelings of failure, or felt he or she had let himself/herself or a family member down.

NIHANS IV MEC Questionnaire

Forms Answer Navigate Options Year 7

HAND CARD DPQ1
 [Over the last 2 weeks, how often have you been bothered by any of the following problems:]

trouble concentrating on things, such as reading the newspaper or watching TV?

0. NOT AT ALL
 1. SEVERAL DAYS
 2. MORE THAN HALF THE DAYS
 3. NEARLY EVERY DAY

05ac DPQ040	1	severaldays
05ac DPQ050	0	notatall
05ac DPQ060	0	notatall
05ac DPQ070		

NIHANS IV MEC Questionnaire

Forms Answer Navigate Options Year 7

HAND CARD DPQ1
 [Over the last 2 weeks, how often have you been bothered by any of the following problems:]

moving or speaking so slowly that other people could have noticed? Or the opposite - being so fidgety or restless that you have been moving around a lot more than usual?

0. NOT AT ALL
 1. SEVERAL DAYS
 2. MORE THAN HALF THE DAYS
 3. NEARLY EVERY DAY

05ac DPQ080		
05ac DPQ090		
05a DPQ100		

NIHANS IV MEC Questionnaire

Forms Answer Navigate Options Year 11

HAND CARD DPQ1
 Over the last 2 weeks, how often have you been bothered by the following problem:

Thoughts that you would be better off dead or of hurting yourself in some way?

0. NOT AT ALL
 1. SEVERAL DAYS
 2. MORE THAN HALF THE DAYS
 3. NEARLY EVERY DAY

05ad06a07a DPQ080	0	notatall
05ad06a07a09a DPQ090		
05a06a07a DPQ100		

DPQ070 DPQ070 asks the SP to report how frequently he or she had difficulty concentrating.

DPQ080 This item asks the SP to quantify how often he or she experienced problems moving or speaking so slowly that other people noticed, or was more restless or fidgety than usual.

DPQ090 This is the final item to assess symptoms of depression. SPs are asked about suicidal ideation, or about whether they have thought about harming themselves. If the SP reports experiencing the symptom only once during the 2-week period for DPQ090, enter a code of “1” (several days). Subjects who respond affirmatively to this item (i.e., responses of “several days,” “more than half the days,” or “nearly every day”) will be seen by the MEC physician for assessment and possible mental health referral. A notice is automatically sent to the physician when the Blaise CAPI instrument is closed.

NIH/NIS IV MFC Questionnaire

Forms Answer Navigate Options Year 7

How **difficult** have these problems made it for you to do your work, take care of things at home, or get along with people?

0. Not at all difficult,
 1. somewhat difficult,
 2. very difficult, or
 3. extremely difficult?

05a DPQ080	1	severaldays
05a DPQ090	1	severaldays
05a DPQ100		

DPQ100 DPQ100 assesses functional impairment. SPs are asked to quantify the extent to which symptoms of depression impair their ability to perform their daily activities or to get along with people. DPQ100 is only asked if at least one of the depressive symptoms is endorsed in DPQ010 through DPQ090.

NHANES IV MEC Questionnaire
Forms Answer Navigate Options Recording 2019-2020

PAUSE RESUME STOP

HAIRD CARD SMQ1
The following questions ask about use of tobacco products in the past **5 days**.

During the past **5 days**, including today, did you smoke cigarettes, pipes, regular cigars, cigarillos, or little filtered cigars, water pipes or hookahs with tobacco?

1. YES
 2. NO

LABEL	SMOKING SECTION
19a SMQ682	<input type="checkbox"/>
13a19a SMQ692	
99abk13a SMQ710	

NHANES IV MEC Questionnaire
Forms Answer Navigate Options Recording 2019-2020

PAUSE RESUME STOP

HAIRD CARD SMQ1
Which of these products did you smoke?
(CHECK ALL THAT APPLY)

1. Cigarettes
 2. Pipes
 3. Regular cigars, cigarillos or little filtered cigars
 4. Water pipes or Hookahs with tobacco

LABEL	SMOKING SECTION
19a SMQ682	1 YES
13a19a SMQ692	
99abk13a SMQ710	

4.2.7 Tobacco (SMQ)

The questions in this section cover current tobacco use for SPs 18 years of age and older and exposure to secondhand smoke for SPs 12-17 years old. Questions for SPs 18 and older focus only recent tobacco use (during the past 5 days) and questions for SPs 12-17 focus on exposure to secondhand smoke during the last 7 days. Youths 12-17 years of age are asked detailed questions on tobacco use in the audio-CASI portion of the interview. Recent tobacco exposure of all kinds is desirable to link with biomarker (chemicals found in blood and urine) data.

SMQ682 This question, and the series that follow it, are used to identify current tobacco smokers and quantify the level of usage. Remember to read the entire question and show the Hand Card (SMQ1), even if the subject responds before you have completed reading the entire list of products. Hand Card SMQ1 is used with SMQ682 and SMQ692 to assist the SP in identifying the tobacco products he or she smokes. Herbal cigarettes that do not include tobacco, and e-cigarettes should not be counted.

Subjects who respond other than “Yes” skip to questions about e-cigarettes.

SMQ692 If the SP reports having smoked any of these products in the past 5 days, this question asks the SP to specify which types of products he or she has smoked. Often the SP has already told you what he/she smokes when asked the first question in the series. The follow-up questions are appropriate only to those products the SP reports smoking in the past 5 days. The “past 5 days” refers to the current day and the 4 days immediately preceding the interview.

Remember to probe for “What other products did you smoke?”

INHALES IV MEC Questionnaire
Forms Answer Navigate Options Recording Year 14

During the past 5 days, including today, on how many days did you smoke cigarettes?

ENTER NUMBER OF DAYS

LABEL	SMOKING SECTION	YES
13a SMQ681	1	YES
13a SMQ692	1-2-3-4-5	
99NBK13a SMQ710	1	

INHALES IV MEC Questionnaire
Forms Answer Navigate Options Recording Year 14

During the past 5 days, including today, on the days you smoked, how many cigarettes did you smoke each day?

IF R SAYS 95 OR MORE CIGARETTES PER DAY, ENTER 95.

ENTER NUMBER OF CIGARETTES

99abA00a13a SMQ720	
99abd00a13a SMQ725	
99ab13a SMQ740	
13a SMQ771	

Blaise Data Entry - C:\models\Mec\Mec

Forms Answer Navigate Options

When did you smoke your last cigarette? Was it...

1. today,
 2. yesterday, or
 3. 3 to 5 days ago?

TobaccoP5Use SMQ680	1	YES
TobaccoP5Types SMQ690	1-2-3-4-5-6	
CigaretP5Freq SMQ710	1	
CigaretP5AvgDay SMQ720	1	
SmokeLastcigaret SMQ725		

Old 7/218 Modified Dirty Navigate MEC

Start Exploring - M... Blaise Blaise Data ... Snagit/32 C... 4:10 PM

SMQ710 This question quantifies the smoker’s current use of cigarettes (i.e., how often, measured during the past 5 days). In the 4 days immediately before the interview and the day of the interview, count the number of days the respondent smoked cigarettes, even if he or she took only a few puffs.

SMQ720 This question is asked of all current cigarette smokers to determine the number of cigarettes, not packs, smoked in the past 5 days. Note that one pack contains 20 cigarettes if the SP needs assistance converting number of packs to cigarettes. We are interested in the average number of cigarettes smoked per day, only for those days in the past five that the respondent smoked. If the respondent indicates that he or she smokes more than 95 cigarettes per day on average, enter a response of “95.”

SMQ725 This question asks the respondent to indicate when in the past 5 days he or she last smoked a cigarette. Note that the response categories are read as part of the question.

The SP’s response to SMQ725 should be consistent with the information in SMQ710. For example, if the SP reports smoking cigarettes on each of the past 5 days (including today) in SMQ710, she or he should respond in SMQ725 that she or he smoked today. The computer program does not contain an edit to check for this, so you need to be alert to potential discrepant responses.

Forms Answer Navigate Options Recording Year 14

PAUSE RESUME STOP

During the past **5 days**, including today, on how many days did you smoke a pipe?

ENTER NUMBER OF DAYS

99abk00a13a SMQ720	2	
99abck00a13a SMQ725	2	YesterdayOr
99ab13a SMQ740		
13a SMQ771		

NHANES IV MEC Questionnaire

Forms Answer Navigate Options Recording 2019-2020

PAUSE RESUME STOP

During the past **5 days**, including today, on how many days did you smoke regular cigars, cigarillos, or little filtered cigars?

ENTER NUMBER OF DAYS

99abk00a13a SMQ720	5	
99abck00a13a SMQ725	1	Today
99ab13a SMQ740	2	
13a19a SMQ771		

NHANES IV MEC Questionnaire

Forms Answer Navigate Options Recording 2019-2020

PAUSE RESUME STOP

During the past **5 days**, including today, on how many days did you smoke tobacco in a water pipe or Hookah with tobacco?

ENTER NUMBER OF DAYS

13a19a SMQ845		
19a SMQ846		
13a19a SMQ849		
13a19a SMQ851		

SMQ740 If the respondent indicated that he or she smoked a pipe in the past 5 days, he or she will be asked this question. Refer to the specifications from SMQ710.

SMQ771 If the respondent indicated that he or she smoked regular cigars, cigarillos, or little filtered cigars in the past 5 days, he or she will be asked this question. Refer to the specifications for counting days from SMQ710.

Traditional cigars contain lightly rolled cured tobacco that is wrapped in a tobacco leaf. Cigarillos and little filtered cigars are smaller than traditional cigars. Some are the same size as cigarettes and some come with plastic or wooden tips. Common brands are Black and Mild, Swisher Sweets, Dutch Master, Phillies Blunts, Prime Time and Winchester. If the SP reports rolling marijuana in a tobacco leaf, don't count and return to SMQ692 to correct the coding for cigars.

SMQ845 If the respondent indicated that he or she smoked tobacco in a water pipe or Hookah with tobacco in the past 5 days, he or she will be asked this question. Refer to the specifications for counting days from SMQ710.

A hookah is a water pipe with a smoke chamber, a bowl, a pipe and a hose. Tobacco (often flavored) is heated, and the smoke passes through water and is then drawn through a rubber hose to a mouthpiece. There are many types of hookahs. People often smoke in groups in cafes or in hookah bars.

NHANES IV MEC Questionnaire
Forms Answer Navigate Options Recording 2019-2020

PAUSE RESUME STOP

During the past **5 days**, including today, did you use e-cigarettes? You may also know them as JUULTM, vape-pens, vapes, hookah-pens, e-hookahs, or vaporizers. These are battery-powered, usually contain liquid nicotine, and produce vapor instead of smoke?

INTERVIEWER INSTRUCTION: THESE QUESTIONS CONCERN ELECTRONIC VAPING PRODUCTS FOR NICOTINE USE. THE USE OF ELECTRONIC VAPING PRODUCTS FOR MARIJUANA USE IS NOT INCLUDED IN THESE QUESTIONS.

1. YES
 2. NO

13a19a SMQ845

19a SMQ846

13a19a SMQ849

13a19a SMQ851

NHANES IV MEC Questionnaire
Forms Answer Navigate Options Recording 2019-2020

PAUSE RESUME STOP

During the past **5 days**, including today, on how many days did you use e-cigarettes?

ENTER NUMBER OF DAYS

13a19a SMQ845

19a SMQ846 YES

13a19a SMQ849

13a19a SMQ851

NHANES IV MEC Questionnaire
Forms Answer Navigate Options Recording 2019-2020

PAUSE RESUME STOP

Smokeless tobacco products are placed in the mouth or nose and can include chewing tobacco, snuff, dip, snus (PRONOUNCED SNOOSE), or dissolvable tobacco.

During the past **5 days**, including today, did you use any smokeless tobacco?

(Please do not include nicotine replacement products like patches, gum, lozenge, or spray which are considered products to help you stop smoking.)

1. YES
 2. NO

13a19a SMQ845 NO

19a SMQ846

13a19a SMQ849

13a19a SMQ851

SMQ846 SPs are asked if he or she smoked an e-cigarette in the past 5 days. The use of electronic vaping products for marijuana (or other non-nicotine substance) should not be included.

Although the question asks first about e-cigarettes (or “e-cig”) use, devices that look like regular cigarettes but are battery-powered, other vaping devices used with tobacco in the past 5 days, including e-hookahs, JUUL (looks like a flash drive) are mentioned in this question. Vaping devices have been rapidly evolving and you may not have heard of the names of all of them. Mostly recently (2018), people are using vaping “tanks” which are large devices. All of these devices convert a nicotine-containing solution into a vapor mist (not smoke) which is inhaled by the user. They can be purchased as one-time disposable products or as reusable kits with a cartridge. Cartridges come in different flavors and nicotine concentrations.

SMQ849 If the respondent indicated that he or she used an e-cigarette in the past 5 days, he or she will be asked for the number of days the device was used. Refer to the specifications for counting days from SMQ710.

SMQ851 This question, and the series that follow it, are used to quantify the level of usage for current users of smokeless tobacco. Remember to read the entire question, even if the subject responds before you have completed reading the entire list of products.

Subjects who respond other than “yes” skip to questions about nicotine replacement therapy products.

NHANES IV MEC Questionnaire
Forms Answer Navigate Options Recording 2019-2020

PAUSE RESUME STOP

Which of these products did you use?
(CHECK ALL THAT APPLY)

1. Chewing tobacco
 2. Snuff
 3. Snus
 4. Dissolvables
 5. Dip

13a19a SMQ853
 99ab13a19a SMQ800
 99ab13a19a SMQ817
 13a SMQ863

Forms Answer Navigate Options Recording Year 14

PAUSE RESUME STOP

During the past 5 days, including today, on how many days did you use chewing tobacco, such as Redman, Levi Garrett or Beechnut?

ENTER NUMBER OF DAYS

99ab13a SMQ800
 99ab13a SMQ817
 13a SMQ857
 13a SMQ861

Forms Answer Navigate Options Recording Year 14

PAUSE RESUME STOP

During the past 5 days, including today, on how many days did you use snuff, such as Skoal, Skoal Bandits, or Copenhagen?

ENTER NUMBER OF DAYS

99ab13a SMQ800 2
 99ab13a SMQ817
 13a SMQ857
 13a SMQ861

SMQ853 If the SP reports having used any of these smokeless products in the past 5 days, this question asks the SP to specify which types of products he or she has used. Follow up questions (number of days used in the past 5 days) are asked only for SPs reporting use of snuff and chew, but not for snus, dissolvables, or dip. The “past 5 days” refers to the current day and the 4 days immediately preceding the interview.

Remember to probe for “What other products did you use?”

SMQ800 This question refers to the use of chewing tobacco. This tobacco-containing product is taken by mouth. The tobacco is not burned. If the respondent indicated that he or she used chewing tobacco in the past 5 days, he or she will be asked this question. Refer to the specifications from SMQ710.

SMQ817 If the respondent indicated that he or she used snuff in the past 5 days, he or she will be asked this question. Snuff is taken by mouth or rarely, by nose. The tobacco is not burned. Refer to the specifications from SMQ710.

Forms Answer Navigate Options Recording Year 14

PAUSE RESUME STOP

During the past **5 days**, including today, did you use any nicotine replacement therapy products such as nicotine patches, gum, lozenges, inhalers, or nasal sprays?

1. YES
 2. NO

13a SMQ863
 99ab13a SMQ830
 99abc13a SMQ840
 13a SMQ860

NHANES IV MEC Questionnaire 2019-2020

Forms Answer Navigate Options Recording 2019-2020

PAUSE RESUME STOP

During the past **5 days**, including today, on how many days did you use any nicotine replacement therapy products such as nicotine patches, gum, lozenges, inhalers, or nasal sprays?

ENTER NUMBER OF DAYS

13a19a SMQ831
 13a SMQ860
 13a SMQ862
 13a SMQ870

SMQ863 This question, and the series that follow it, are used to quantify the level of usage for current users of nicotine replacement therapy products. Remember to read the entire question, even if the subject responds before you have completed reading the entire list of products.

Subjects who respond other than “yes” skip to the next section.

SMQ831 This item applies to any nicotine-containing product that the respondent may have used in an effort to stop smoking. Use the specifications from SMQ710.

Forms Answer Navigate Options Recording Year 14

PAUSE RESUME STOP

The next questions are about your exposure to other people's tobacco smoke.

During the last 7 days, did you spend time in a **restaurant**?

1. YES
 2. NO

13a SMQ863
99ab13a SMQ830
99abc13a SMQ840
13a SMQ860

Forms Answer Navigate Options Recording Year 14

PAUSE RESUME STOP

While you were in a **restaurant**, did someone else smoke cigarettes or other tobacco products indoors?

1. YES
 2. NO

13a SMQ862
13a SMQ870
13a SMQ872
13a SMQ874

SMQ860 This question is the first in a series of questions for SPs 12-17 years old about secondhand smoke exposure at various locations during the last 7 days. It is a two-tiered series of questions in that first the respondent is asked about whether he or she spent time at a location and then he or she is asked about smoking exposure at the location. All of the follow-up questions refer to smoking indoors. If only the respondent was smoking at any of these locations, do not include as an affirmative response.

The first question asks if the SP spent time in a restaurant during the past 7 days. Fast food restaurants, a formal sit down restaurant with a bar, a food court, and similar places are all included in this question.

SMQ862 SPs who report being in a restaurant in the last 7 days are asked if someone smoked cigarettes or other tobacco products indoors.

Forms Answer Navigate Options Recording Year 14

PAUSE RESUME STOP

During the last 7 days, did you ride in a **car or motor vehicle**?

1. YES
 2. NO

13a SMQ862	1	YES
13a SMQ870	1	
13a SMQ872		
13a SMQ874	<input type="checkbox"/>	

Forms Answer Navigate Options Recording Year 14

PAUSE RESUME STOP

While you were riding in a **car or motor vehicle**, did someone else smoke cigarettes or other tobacco products?

1. YES
 2. NO

13a SMQ862	1	YES
13a SMQ870	1	YES
13a SMQ872		
13a SMQ874	<input type="checkbox"/>	

Forms Answer Navigate Options Recording Year 14

PAUSE RESUME STOP

During the last 7 days, did you spend time in a **home other than your own**?

1. YES
 2. NO

13a SMQ862	1	YES
13a SMQ870	1	YES
13a SMQ872	1	YES
13a SMQ874	1	

SMQ870 This question asks if the SP rode in a car or motor vehicle during the past 7 days.

SMQ872 SPs who report riding in a car or motor vehicle in the last 7 days are asked if someone smoked cigarettes or other tobacco products inside the car.

SMQ874 This question asks if the SP spent time in a home other than his or her own during the last 7 days.

Forms Answer Navigate Options Recording Year 14

PAUSE RESUME STOP

While you were in a **home other than your own**, did someone else smoke cigarettes or other tobacco products indoors?

1. YES
 2. NO

13a 5MQ876		
13a 5MQ878		
13a 5MQ880		

Forms Answer Navigate Options Recording Year 14

PAUSE RESUME STOP

During the last 7 days, were you in **any other indoor area**?

1. YES
 2. NO

13a 5MQ876	1	YES
13a 5MQ878	1	
13a 5MQ880		

Forms Answer Navigate Options Recording Year 14

PAUSE RESUME STOP

While you were in the **other indoor area**, did someone else smoke cigarettes or other tobacco products?

1. YES
 2. NO

13a 5MQ876	1	YES
13a 5MQ878	1	YES
13a 5MQ880	1	

SMQ876 SPs who report being in a home other than their own in the last 7 days are asked if someone else smoked cigarettes or other tobacco products indoors.

SMQ878 This question asks if the SP was in any other indoor area during the last 7 days. This is a broad question as respondents could have been at school, a store or any number of indoor locations that haven't been previously asked about in the past 7 days.

SMQ880 SPs who report being in other indoor areas in the last 7 days are asked if someone smoked cigarettes or other tobacco products.

NHANES IV MEC Questionnaire
Forms Answer Navigate Options Recording 2015

PAUSE RESUME STOP

The next question is about e-cigarettes.

During the last 7 days, were you in an **indoor** place where someone was using an e-cigarette, e-hookah, vape-pen or other similar electronic product?

1. YES
 2. NO

13a SMQ876		
13a SMQ878	2	NO
13a SMQ880		
17a SMQ940		

SMQ940 The SP is asked if he or she was in an indoor place where someone was using an e-cigarette, e-hookah, vape-pen, or other similar electronic product in the last 7 days. There is limited research on “second hand” exposure to e-cigarette vapor among non-users of tobacco and e-cigarettes. Results from VOCs and other biomarkers (i.e., cotinine), together with these new questions, will help evaluate exposures.

This page is intentionally left blank.

4.2.8 Alcohol Use (ALQ)

This section obtains information on the use of alcohol. Sample persons 18 years of age and older are asked these questions in the CAPI format, while SPs 12-17 years are asked alcohol-related questions in the audio-CASI section of the MEC Interview. Questions have been changed from the previous version in order to (1) be more useful when interpreting the liver ultrasound elastography measurements; (2) improve the comprehension by the survey participant (as suggested by cognitive testing conducted in 2016); (3) improve the flow of the interview; and (4) align alcohol questions with other Federal surveys that ask about alcohol use. One alcohol question (formerly ALQ.155 but now called ALQ.160) on excessive alcohol use (4/5 drinks on “*an occasion*”) in past 30 days had been moved to the dietary interview to reduce the number of recall timeframes for alcohol use in the MEC interview.

Questions in this section capture information on different types of alcohol drinking.

- ALQ111: Lifetime abstainers.
- ALQ121: Frequency of consumption in the past 12 months.
- ALQ131: Average alcohol consumption on days alcohol consumed in the past 12 months.
- ALQ142: Excessive alcohol use (4/5 drinks at a time) in past 12 months.
- ALQ270: Binge drinking of alcohol (4/5 drinks in 2 hours) in past 12 months.
- ALQ280: Excessive alcohol use (8 drinks at a time) in past 12 months.
- ALQ290: Excessive alcohol use (12 drinks at a time) in past 12 months.
- ALQ151: Lifetime history of chronic excessive alcohol use.

Interviewers should read the questions slowly and emphasize bolded words as they help distinguish each question. Some questions contain probes. Probes should only be used if the SP is having a difficulty with the question.

NHANES IV MEC Questionnaire
Forms Answer Navigate Options Recording 2015

HAND CARD ALQ1

The next questions are about drinking alcoholic beverages. Included are liquor (such as whiskey or gin), beer, wine, wine coolers, and any other type of alcoholic beverage.

In your **entire life**, have you had at least 1 drink of any kind of alcohol, not counting small tastes or sips? By a drink, I mean a 12 oz. beer, a 5 oz. glass of wine, or one and a half ounces of liquor.

1. YES
 2. NO

LABEL	ALCOHOL SECTION
17a ALQ111	

NHANES IV MEC Questionnaire
Forms Answer Navigate Options Recording 2015

HAND CARD ALQ2

During the **past 12 months**, about how often did you drink any type of alcoholic beverage?

PROBE: How many days per week, per month, or per year did you drink?

1. EVERY DAY
 2. NEARLY EVERY DAY
 3. 3 TO 4 TIMES A WEEK
 4. 2 TIMES A WEEK
 5. ONCE A WEEK
 6. 2 TO 3 TIMES A MONTH
 7. ONCE A MONTH
 8. 7 TO 11 TIMES IN THE LAST YEAR
 9. 3 TO 6 TIMES IN THE LAST YEAR
 10. 1 TO 2 TIMES IN THE LAST YEAR
 0. NEVER IN THE LAST YEAR

LABEL	ALCOHOL SECTION	YES
17a ALQ111	1	
17a ALQ121		
99ab07a08a13c17a ALQ130		

NHANES IV MEC Questionnaire
Forms Answer Navigate Options Recording 2019-2020

HAND CARD ALQ3

During the **past 12 months**, on those days that you drank alcoholic beverages, on **average**, how many drinks did you have? (By a drink, I mean a 12 oz. beer, a 5 oz. glass of wine, or one and a half ounces of liquor.)

IF LESS THAN 1 DRINK, ENTER 1.
IF 95 DRINKS OR MORE, ENTER 95.
ENTER NUMBER OF DRINKS.

LABEL	ALCOHOL SECTION	YES
17a ALQ111	1	
17a ALQ121	2	NearlyEveryDay
99ab07a08a13c17a19a ALQ130	1	

ALQ111 The introduction defines alcoholic beverages for the respondent. Be sure to read the entire introduction.

The question uses a reference period of lifetime use, not necessarily the last year. Make sure to emphasize the words “entire life.” The lifetime threshold for measuring alcohol intake for this question is 1 drink. If the SP answers “no,” he or she skips to the end of the section. Otherwise, the SP continues with ALQ121. Hand card ALQ1 is provided to assist the SP with his or her response.

ALQ121 This item quantifies how often the SP consumed alcohol in the past 12 months. The respondent will choose a response from the hand card ALQ2. Respondents should focus on their usual drinking patterns and not unusual situations that occur once or twice a year. SPs who only drank part of the year due to a temporary situation (i.e., pregnancy, illness) should report drinking patterns over most of the year even if it results in what seems like an overestimation. If drinking and abstaining are split evenly over the year, record current behavior. SPs who drink infrequently should choose a close match when a perfect fit is not available.

ALQ130 This question is collecting information on the average number of drinks that the SP normally consumes on the days that he or she drank alcohol. Hand card ALQ1 is provided to assist the SP with his or her response.

The response to ALQ130 should reflect **average alcohol consumption** for the time period that was answered in ALQ121. Here are some examples.

- If the SP answers “everyday” in ALQ121 and had a glass of wine every day in the past week, then the average is ‘1’ drink.
- If the SP answers that he or she had alcohol “2 times a week” for ALQ121 and 4 drinks on each day he or she drank, then the average is “4.”
- If the SP answers “everyday” in ALQ121 and had a glass of wine every day in the past week except one when he or she had 3, the average is “1” drink.

NHANES IV MEC Questionnaire
Forms Answer Navigate Options Recording 2015

HARD CARD ALQ2
During the **past 12 months**, about how often did you have **5 or more drinks** of any alcoholic beverage?
PROBE: How many days per week, per month, or per year did you have 5 or more drinks in a single day?
INTERVIEWER INSTRUCTION: IF SP ANSWERS NONE, PLEASE CODE '0', NEVER IN THE LAST YEAR.

1. EVERY DAY
 2. NEARLY EVERY DAY
 3. 3 TO 4 TIMES A WEEK
 4. 2 TIMES A WEEK
 5. ONCE A WEEK
 6. 2 TO 3 TIMES A MONTH
 7. ONCE A MONTH
 8. 7 TO 11 TIMES IN THE LAST YEAR
 9. 3 TO 6 TIMES IN THE LAST YEAR
 10. 1 TO 2 TIMES IN THE LAST YEAR
 0. NEVER IN THE LAST YEAR

17a ALQ142

17a ALQ270

17a ALQ280

17a ALQ290

NHANES IV MEC Questionnaire
Forms Answer Navigate Options Recording 2015

HARD CARD ALQ2
During the **past 12 months**, about how often did you have **5 or more drinks** in a period of **two hours or less**?

1. EVERY DAY
 2. NEARLY EVERY DAY
 3. 3 TO 4 TIMES A WEEK
 4. 2 TIMES A WEEK
 5. ONCE A WEEK
 6. 2 TO 3 TIMES A MONTH
 7. ONCE A MONTH
 8. 7 TO 11 TIMES IN THE LAST YEAR
 9. 3 TO 6 TIMES IN THE LAST YEAR
 10. 1 TO 2 TIMES IN THE LAST YEAR
 0. NEVER IN THE LAST YEAR

17a ALQ270

17a ALQ280

17a ALQ290

11a ALQ151

NHANES IV MEC Questionnaire
Forms Answer Navigate Options Recording 2015

HARD CARD ALQ2
During the **past 12 months**, about how often did you have **8 or more drinks** in a **single day**?

1. EVERY DAY
 2. NEARLY EVERY DAY
 3. 3 TO 4 TIMES A WEEK
 4. 2 TIMES A WEEK
 5. ONCE A WEEK
 6. 2 TO 3 TIMES A MONTH
 7. ONCE A MONTH
 8. 7 TO 11 TIMES IN THE LAST YEAR
 9. 3 TO 6 TIMES IN THE LAST YEAR
 10. 1 TO 2 TIMES IN THE LAST YEAR
 0. NEVER IN THE LAST YEAR

17a ALQ270 2 NearlyEveryDay

17a ALQ280

17a ALQ290

11a ALQ151

ALQ142 Men are asked how often specifically in the past year he had five or more drinks per day. Women are asked often specifically in the past years she had four or more drinks per day. Hand card ALQ2 is provided to assist the SP with his or her response. The response should not be more times than the number of times reported in ALQ121.

ALQ270 Men are asked how often specifically in the past year they had five or more drinks in a period of two hours or less. Women are asked often specifically in the past years they had four or more drinks in a period of two hours or less. The respondent will choose a response from the hand card ALQ2. The response should not be more times than the number of times reported in ALQ121.

ALQ280 The SP is asked how often specifically in the past year he or she had eight or more drinks in a single day. The respondent will choose a response from the hand card ALQ2. The response should not be more times than the number of times reported in ALQ121.

NHANES IV MEC Questionnaire
Forms Answer Navigate Options Recording 2015

HARD CARD ALQ2
During the **past 12 months**, about how often did you have **12 or more drinks in a single day**?

1. EVERY DAY
 2. NEARLY EVERY DAY
 3. 3 TO 4 TIMES A WEEK
 4. 2 TIMES A WEEK
 5. ONCE A WEEK
 6. 2 TO 3 TIMES A MONTH
 7. ONCE A MONTH
 8. 7 TO 11 TIMES IN THE LAST YEAR
 9. 3 TO 6 TIMES IN THE LAST YEAR
 10. 1 TO 2 TIMES IN THE LAST YEAR
 0. NEVER IN THE LAST YEAR

17a ALQ270	2	NearlyEveryDay
17a ALQ280	5	OnceWeek
17a ALQ290		
11a ALQ151		

NHANES IV MEC Questionnaire
Forms Answer Navigate Options Recording 2015

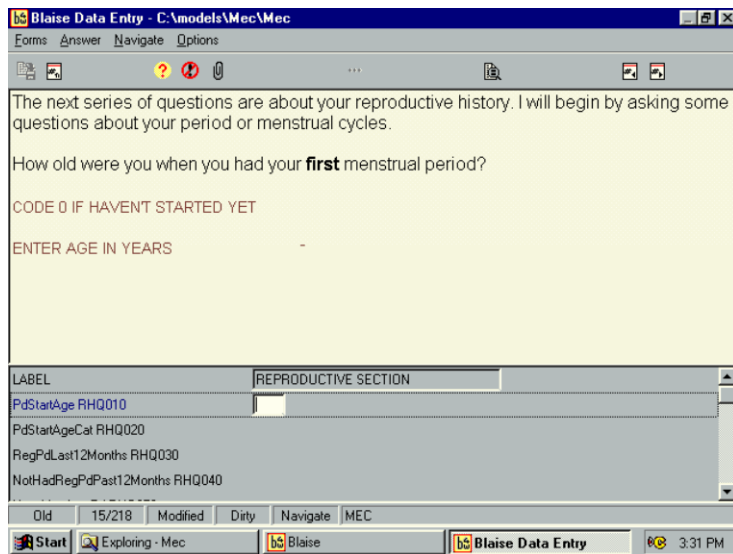
Was there ever a time or times in your life when you **drank 5 or more drinks** of any kind of alcoholic beverage **almost every day**?

1. YES
 2. NO

11a ALQ151		
------------	--	--

ALQ280 SPs are asked how often specifically in the past year he or she had 12 or more drinks in a single day. The respondent will choose a response from the hand card ALQ2. The response should not be more times than the number of times reported in ALQ121.

ALQ151 This is a sensitive item, which seeks to obtain information on problem drinking by probing the SP's past consumption habits. Men are asked about five or more drinks while females are asked about four or more drinks. The emphasis of this question is that four/five or more drinks were consumed almost every day.



4.2.9 Reproductive Health (RHQ)

The main purpose of the section on Reproductive Health is to obtain information from women on menstrual history, reproductive-related surgery, birth control, pregnancy and reproductive history, gestational diabetes, hormone replacement therapy, and breastfeeding practices. Questions on participation in the Special Supplemental Nutrition Assistance Program (SNAP) for Women, Infants, and Children (WIC) are asked of currently pregnant, recently pregnant, and breastfeeding women. This section is administered to all female respondents 12 years of age and older although the sequence of questions varies by age.

The items throughout this section are sensitive in nature, and you should administer these items in a neutral and professional manner. Reassure hesitant respondents that all information will be kept completely confidential.

Many of the questions in this section ask the respondent to recall information covering long periods of time. The items may require considerable probing, using special personal events to place past events in time. If exact ages cannot be remembered, get a best estimate from the respondent. You may find it helpful to use the small calculator provided with your interviewing materials to assist the SP in determining her age when specific events occurred.

RHQ010 Although older SPs must think back many years, it is important to obtain as exact an age as possible. If the SP cannot recall her exact age, ask her to give you a best estimate. Recalling a grade in school or other personal event around that time in her life may help her remember. If the SP remembers her age at the time her menstrual periods started in terms of a year, ask her to convert the year to her age at the time her periods began. If the SP is still unable to recall her age, code “99” for “don’t know.” Coding “don’t know” will cause the program to display a follow-up question that attempts to obtain an age range.

If the SP has not started her period, enter “0.” If the SP hasn’t begun menstruating, the program skips to the end of the section.

NHANES IV MEC Questionnaire

Forms Answer Navigate Options Recording 2015

PAUSE RESUME ENTER

In what month did you have your first menstrual period?

ENTER MONTH

LABEL REPRODUCTIVE SECTION

99abc07a RHQ010 12

17a RHQ018

99abc7a RHQ020

Blaise Data Entry - C:\models\Mec\Mec

Forms Answer Navigate Options

Were you...

1. younger than 10,
 2. 10 to 12,
 3. 13 to 15, or
 4. 16 or older?

LABEL REPRODUCTIVE SECTION

PdStartAge RHQ010 ?

PdStartAgeCat RHQ020

RegPdLast12Months RHQ030

NotHadRegPdPast12Months RHQ040

Old 15/218 Modified Dirty Navigate MEC

Start Exploring - Mec Blaise Blaise Data Entry 3:31 PM

NHANES IV MEC Questionnaire

Forms Answer Navigate Options Recording 2015

PAUSE RESUME ENTER

Have you had **at least one menstrual period** in the **past 12 months**? Please do not include bleedings caused by medical conditions, hormone therapy, or surgeries.

1. YES
 2. NO

LABEL REPRODUCTIVE SECTION

99abc07a RHQ010 12

99abc7a RHQ020

03a07a15a RHQ031

RHQ018 Understanding changes in age of menarche is an important public health issue. NHANES data are frequently used to look at changes in age of menarche. Determining age of menarche in months allows researchers to detect meaningful change in age at menarche.

This question has been asked in other surveys, and recall was found to increase with proximity to the event. The SP should be encouraged to take a moment to think about her response. If the SP responds “don’t know,” the following probes can be used: “Was it during the summer?” “Was it close to a holiday or vacation?” “Was it close to your birthday?”

If after probing the SP reports DK, this should be accepted and the questionnaire continued.

RHQ020 If the SP does not know her age in RHQ010, this question offers age range answers from which she can choose.

RHQ031 Women who have had at least one period in the past year should be coded as a “Yes.” Spotting or bleeding due to hormone use or surgery is not considered a period. However if a woman has very light or almost nonexistent bleeding because she is taking birth control pills or using an injectable, count that as a period. Ninety-five percent of women have completed menopause by 55 years of age, so elderly women who respond affirmatively to this question should always be probed to determine whether the bleeding is caused by hormone replacement therapy.

Forms Answer Navigate Options Recording Year 14

Value [?] [?] [?]

HARD CARD RHQ 1

What is the reason that you have not had a **period** in the past 12 months?

1. PREGNANCY
 2. BREAST FEEDING
 3. HYSTERECTOMY
 7. MENOPAUSE/CHANGE OF LIFE
 9. OTHER

13 RHQ043

07a RHQ282

03a07a RHQ291

07a RHQ305

RHQ043 Women who have not had a period in the past 12 months are asked to indicate the reason. Hand Card RHQ1 is used with this question to assist the SP. This is a “code one” response. If the SP reports multiple reasons, choose the appropriate response using recency as the selection criterion. For example, if a woman says her periods stopped because she was pregnant in the past year and she further reports that she is breastfeeding and her periods haven’t resumed, code “breastfeeding.” **Exception:** If the SP reports both hysterectomy and menopause, choose the appropriate response using what occurred first. For example, if the SP went through menopause and then had a hysterectomy, code “menopause.” If the SP had not gone through menopause (i.e., was still having periods when she had a hysterectomy), code “hysterectomy.”

Pregnancy – Code “1” if the SP is currently pregnant or was pregnant in the past year. This response will always need probing, since pregnancy should usually only result in a loss of menses for 9 months. This response will most likely be given for a situation where breastfeeding follows pregnancy, which should be coded as “breastfeeding.”

Breastfeeding – Code “2” if the SP is currently breastfeeding or was breastfeeding in the past year and this resulted in her having no periods.

Hysterectomy – Code “3” for women who had not gone through menopause before they had a hysterectomy.

Menopause/Change of Life – Code “7” for women who have gone through menopause naturally.

Other – Code “9” if the SP reports not having a single period in the past 12 month for any other reason not covered by the preceding categories, such as having a medical condition or treatment or use of a hormonal contraceptive that has caused her period to cease. Examples include chemotherapy treatment, thyroid conditions, anorexia, birth control pills, IUDs, contraceptive implants and injections (in arm). Competitive athletes whose level of body fat is sufficiently low, and stress have also caused periods to stop. Women who go through menopause following a hysterectomy should not be included in this group. These women are captured in a previous category, “Hysterectomy.”

NRNHS IV MEC Questionnaire

Forms Answer Navigate Options Year 0

Have you had a hysterectomy, including a partial hysterectomy, that is, surgery to remove your uterus or womb?

MARK IF KNOWN, OTHERWISE ASK.

1. YES
 2. NO

07a RHQ197	3	
99ab07a RHQ200	1	YES
07a RHQ205	1	YES
07a RHQ282		

Forms Answer Navigate Options Recording 2015

Have you had **both** of your ovaries removed either when you had your uterus removed or at any other time?

1. YES
 2. NO

13a RHQ043	3	Hysterectomy
07a RHQ282	1	YES
03ab07a15a RHQ291	40	
07a15a RHQ305		

Questions RHQ282 through RHQ332 obtain information about the SP's surgical history. Women younger than 20 years of age or currently pregnant are not asked these questions.

RHQ282 The surgical removal of the uterus or womb is called a hysterectomy. Note that a partial hysterectomy (that is, when the ovaries are not removed) should be recorded as a "Yes" response. A tubal ligation would not be counted as a "Yes" response to this question. Tubal ligation is a sterilization procedure which involves cutting and tying or blocking the fallopian tubes.

RHQ305 An operation to remove the ovaries is called an oophorectomy. If the ovaries were removed at the same time as a hysterectomy (removal of the uterus) was performed, it would be called a total hysterectomy. It is possible to have both ovaries removed, only one ovary removed, or only part of an ovary removed.

This question asks if the SP had both ovaries removed either when her uterus was removed or at another time. If the SP states that only parts of both ovaries were removed, the response should be coded as "No." An SP who had one ovary removed, but still has part of the second ovary, would also be coded as "No." Only total removal of both ovaries would result in a code of "Yes."

In a partial removal of the ovary, some portion of the ovary may be taken to remove a cyst, for example, but usually enough will be left to maintain hormone production and fertility. It is the continued production of hormones that is of interest in this question.

Forms Answer Navigate Options Recording 2015

Have you had **both** of your ovaries removed?

1. YES
 2. NO

13s RHQ043	7	Menopause
07s RHQ282	2	NO
03s07s15s RHQ291		
07s15s RHQ305		

RHQ305 If the SP has not indicated in previous questions that she has had a hysterectomy,
cont'd she will receive this version of the question.

NIH/NHS IV MEC Questionnaire

Forms Answer Navigate Options Year 9

How old were you when you had your ovaries removed or last ovary removed if removed at different times?

ENTER AGE IN YEARS

05a RHQ291

07a RHQ305 YES

07a RHQ332

05ad RHQ395

Blaise Data Entry - N:\NH4\Prj-Test\Mecv1\Beth\mec

Forms Answer Navigate Options

About how old were you when you had your **last** menstrual period?

ENTER AGE IN YEARS

AgeLastMPd RHQ060

HowOldWereYou RHQ070

Did 16/214 Modified Dirty Navigate MEC

Start HINTZE1 cc:Mail M... Exploring - Mec-nt Microsoft Word Blaise Data Entry 2:56 PM

RHQ332 This question obtains the SP's age at the time her ovaries were removed or her age at the time the second ovary was removed if they were removed at different times.

RHQ060 Women who have gone through menopause, had a hysterectomy, or whose periods have ceased due to another reason not covered by the categories listed (coded "3", "7", or "9" in RHQ043) are asked their age when they had their last period.

Note: If a woman had both ovaries removed and this procedure was the cause of her menopause, then age that she had her last period would match with the age that she reported in RHQ332.

NHANES IV MEC Questionnaire

Forms Answer Navigate Options Year 6

Were you...

1. younger than 30, 7. 55 or older?
 2. 30 to 34.
 3. 35 to 39.
 4. 40 to 44.
 5. 45 to 49.
 6. 50 to 54, or

03c RHQ042 7 MenopauseORHysterectomy
 03ac RHQ051
 99abc RHQ060 ?
 99ab RHQ070

NHANES IV MEC Questionnaire

Forms Answer Navigate Options Recording 2019-2020

PAUSE IN PROGRESS STOP

HAND CARD RH03 HELP AVAILABLE

In the **past 12 months**, have you used any method of birth control for any reason?

1. YES
 2. NO

07a RHQ332
 99abc RHQ060
 99ab07a RHQ070
 19a RHQ071

Question Text

Birth control can be used to prevent pregnancy, prevent sexually transmitted disease or used for other medical conditions such as to control acne, headaches, or menstrual cramps, or help with irregular menstrual periods.

1.
2.

Close Help

RHQ070 If the SP does not know her exact age in RHQ060, this question offers age ranges from which she can choose.

RHQ071 The SP is asked if she has used any method of birth control for any reason in the past 12 months. Women under the age of 60 who have gone through menopause or have had a hysterectomy will not receive this question. Hand Card RHQ3 is used with this question. A help screen is provided.

RHQ071 A help screen is available that lists reasons why women use birth control.

(cont'd)

NHANES IV MEC Questionnaire
Forms - Answer - Navigate - Options - Recording
2019-2020

PAUSE | RESUME | STOP

HARD CARD RHQ3

Which methods of birth control did you use in the **past 12 months**?

CODE ALL THAT APPLY

1. BIRTH CONTROL PILLS 14. ABSTINENCE
 2. PATCH
 3. RING
 4. SHOT/INJECTABLE
 5. IMPLANT
 6. CONDOMS
 7. IUD
 8. DIAPHRAGM, CAP OR SPONGE
 9. SPERMICIDE FOAM, JELLY, CREAM OR SUPPOSITORY
 10. NATURAL FAMILY PLANNING
 11. STERILIZATION
 12. WITHDRAWAL
 13. EMERGENCY CONTRACEPTION

13a RHQ073
 13a RHQ074
 13a RHQ076
 13a RHQ078

NHANES IV MEC Questionnaire
Forms - Answer - Navigate - Options - Recording
2015

PAUSE | RESUME | STOP

Have you ever attempted to become pregnant over a period of at least a year without becoming pregnant?

1. YES
 2. NO

13a RHQ074
 13a RHQ076
 13a RHQ078
 03a13a15a RHQ131

Forms - Answer - Navigate - Options - Recording
Year14

PAUSE | RESUME | STOP

Have you ever been to a doctor or other medical provider because you have been unable to become pregnant?

1. YES
 2. NO

13 RHQ076
 13 RHQ078
 03a13 RHQ131
 03c RHQ143

RHQ073 Women who report birth control use in the past 12 months are asked about the methods she used. Women aged 12-59 years receive this question. A hand card with a list of methods is provided for the SP to look over. This is a “code all that apply” question so she should report any method used during the past 12 months, even if used infrequently. Hand Card RHQ3 is used with this question.

Some birth control methods explained:

- Natural family planning: methods used to abstain from intercourse during the fertile phase of the woman’s cycle. No drugs, devices, or surgical procedures are used to avoid pregnancy. Also called Rhythm Method or Periodic Abstinence.
- Abstinence: refers to “sexual abstinence” which means **not** having any type of sexual intercourse or sex play with a partner. Technically, abstinence is a form of natural family planning.
- IUD: a device that is inserted into and left inside the uterus.
- Implant: flexible, plastic rod that is inserted under the skin in the upper arm.

RHQ074 This is the first of three questions that obtain information about the SP’s infertility history. Women aged 18 to 59 receive these questions.

The SP is asked if she has ever attempted to become pregnant over a period of at least a year without becoming pregnant.

RHQ076 This question asks the SP if she has ever been to a doctor or other medical provider because she has been unable to become pregnant.

Forms Answer Navigate Options Recording Year 14

PAUSE RESUME STOP

Have you ever been treated for an infection in your fallopian tubes, uterus or ovaries, also called a pelvic infection, pelvic inflammatory disease, or PID?

1. YES
 2. NO

13 RHQ076	<input checked="" type="checkbox"/>	1	YES
13 RHQ078	<input type="checkbox"/>		
03a13 RHQ131	<input type="checkbox"/>		
03c RHQ143	<input type="checkbox"/>		

NHANES IV MEC Questionnaire 2015

Forms Answer Navigate Options Recording

PAUSE RESUME STOP

HELP AVAILABLE

The next questions are about your pregnancy history.
Please include live births, miscarriages, stillbirths, tubal pregnancies and abortions.
Have you **ever** been pregnant?

MARK IF KNOWN. OTHERWISE ASK.

1. YES
 2. NO

13a RHQ074	<input type="checkbox"/>		
13a RHQ076	<input type="checkbox"/>		
13a RHQ078	<input type="checkbox"/>		
03a13a15a RHQ131	<input type="checkbox"/>		

RHQ078 The final question in this series asks if the SP has ever been treated for an infection in her fallopian tubes, uterus or ovaries. This is also called pelvic infection, pelvic inflammatory disease, or PID.

“Pelvic Inflammatory Disease (PID) occurs when bacteria move upward from a woman’s vagina or cervix (opening to the uterus) into her reproductive organs. Many different organisms can cause PID, but many cases are associated with gonorrhea and chlamydia, two very common bacterial STDs. PID can damage the fallopian tubes and tissues in and near the uterus and ovaries. It can lead to serious consequences including infertility, ectopic pregnancy (a pregnancy in the fallopian tube or elsewhere outside of the womb), abscess formation, and chronic pelvic pain.”

“It is estimated that more than 750,000 women experience an episode of acute PID in the U.S. every year. Up to 10-15% of these women may become infertile as a result of PID. A large proportion of the ectopic pregnancies occurring every year are due to the consequences of PID.” [Sexually Transmitted Diseases. Pelvic Inflammatory Disease (PID) – CDC Fact Sheet. <http://www.cdc.gov/std/PID/STDFact-PID.htm> (Accessed 12/21/2012).]

RHQ131 All women who have experienced menarche are asked this question. The phrase “current pregnancy” will not appear if it is not relevant. The answer to this question should include all pregnancies regardless of outcome. Possible outcomes and definitions are as follows:

Current pregnancy: Refers to a gestational period that has not yet terminated.

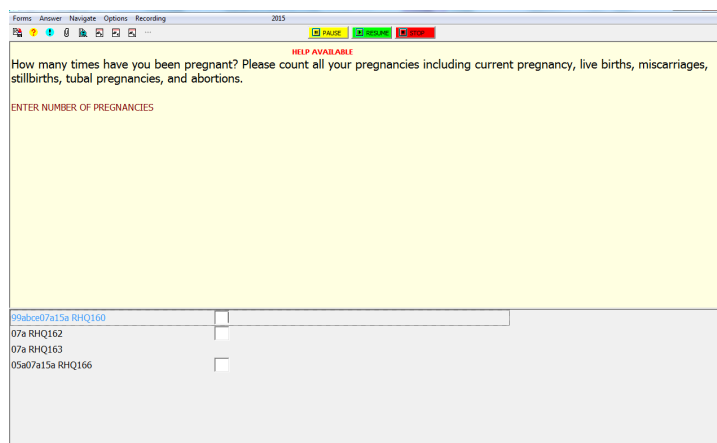
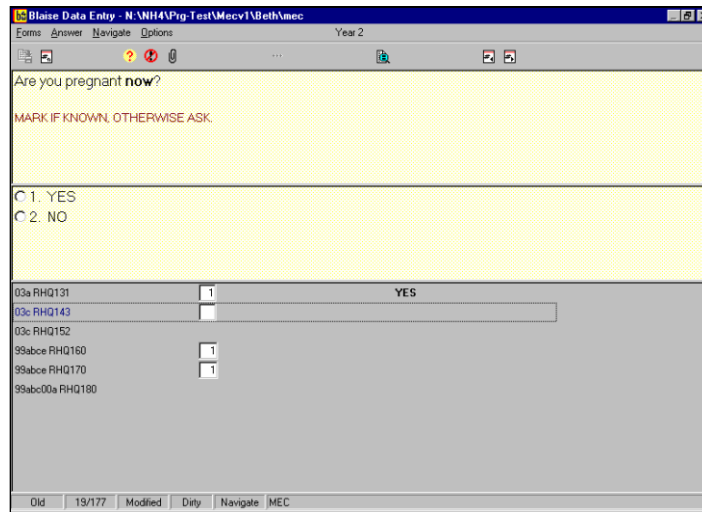
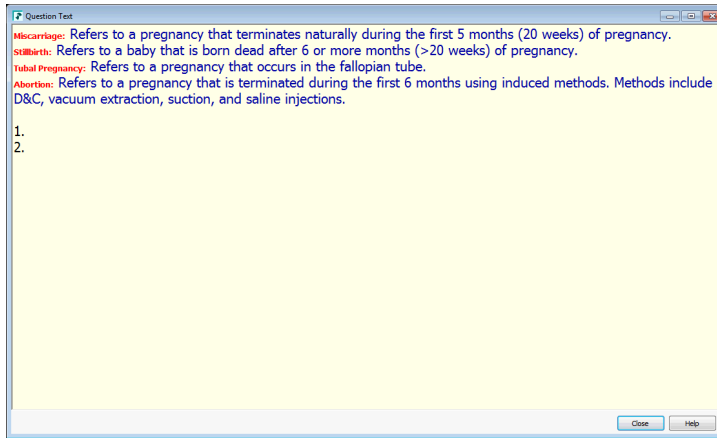
Pregnancy with live birth: Refers to a pregnancy that terminates with a live birth(s).

Miscarriage: Refers to a pregnancy that terminates naturally during the first 5 months (20 weeks) of pregnancy.

Stillbirth: Refers to a baby who is born dead after 6 or more months (>20 weeks) of pregnancy.

Tubal Pregnancy: Refers to a pregnancy that occurs in the fallopian tube.

Abortion: Refers to a pregnancy that is terminated during the first 6 months using induced methods. Methods include D&C, vacuum extraction, suction, and saline injections.



RHQ131 Help text is available for each of the outcomes in RHQ131 by clicking on the Help
(cont'd) icon or pressing F1.

RHQ143 Only women who had a period in the past year or who have not gone through menopause
or had a hysterectomy are asked this question.

RHQ160 Record the number of pregnancies regardless of outcome. Multiple outcomes from one
pregnancy should be counted as only one pregnancy. Refer to the specifications for
RHQ131 for definitions of various outcomes. The word “current pregnancy” will only
appear if it is relevant.

NIHANS IV MEC Questionnaire

Forms Answer Navigate Options Year 9

HELP AVAILABLE

During any pregnancy, were you ever told by a doctor or other health professional that you had diabetes, sugar diabetes or gestational diabetes? Please do not include diabetes that you may have known about before the pregnancy.

1. YES
 2. NO
 3. BORDERLINE

03c RHQ143 2 NO
03c07a RHQ162
99abce07a RHQ160 2
07a RHQ162

NIHANS IV MEC Questionnaire

Forms Answer Navigate Options Year 9

HELP AVAILABLE

During your pregnancy, were you ever told by a doctor or other health professional that you had diabetes, sugar diabetes or gestational diabetes? Please do not include diabetes that you may have known about before the pregnancy.

1. YES
 2. NO
 3. BORDERLINE

03c RHQ143
03c07a RHQ162
99abce07a RHQ160 1
07a RHQ162

Question Text

Gestational diabetes is a form of diabetes or high blood sugar found in pregnant women.

1.
2.
3.

Close Help

RHQ162 Pregnant women who have never had diabetes before but who have high blood sugar (glucose) levels during pregnancy are said to have gestational diabetes. “Reported rates of gestational diabetes range from 2% to 10% of pregnancies.” [National Diabetes Fact Sheet, 2011. http://www.cdc.gov/diabetes/pubs/pdf/ndfs_2011.pdf (Accessed on 12/21/2012)] High blood sugar levels can be unhealthy for both the mother and baby. If the diabetes isn’t treated, a baby may be more likely to have problems at birth, for example, low blood sugar level or jaundice, or a weight that is much more than is normal. If the baby is very large, the mother may have a more difficult delivery or need a cesarean section.

This question asks if the SP was ever told, during a pregnancy, by a doctor or other health professional that they had diabetes, sugar diabetes, or gestational diabetes. Some SPs may indicate that they had borderline diabetes during pregnancy. Borderline diabetes is when a fasting blood sugar level is above normal, but not high enough to be classified as diabetic. Do not count diabetes diagnosed before the pregnancy. Count the occurrence regardless of the outcome of the pregnancy.

RHQ162 Women who report only one pregnancy in RHQ160 are asked this alternate form of the
(cont.) question.

RHQ162 Help text is available for this question.
(cont.)

NHANES IV MEC Questionnaire
Forms Answer Navigate Options Recording 2019-2020

How many deliveries have you had? (Please count all vaginal and Cesarean deliveries and count stillbirths as well as live births.)

COUNT THE NUMBER OF DELIVERIES, NOT THE NUMBER OF LIVE-BORN CHILDREN. FOR EXAMPLE, IF SP DELIVERED TWINS OR HAD ANY OTHER MULTIPLE BIRTH, COUNT AS A SINGLE DELIVERY.

RHQ167
07a15a RHQ172
05ag RHQ171
99abc00a04d15a19a RHQ180

NHANES IV MEC Questionnaire
Forms Answer Navigate Options Recording 2015

Did any of your deliveries result in a baby that weighed 9 pounds or more at birth? Please count stillbirths as well as live births.

IF SP ONLY RECALLS HER BABY'S BIRTH WEIGHT IN KILOS/GRAMS: 9 LB ~ 4.1 KG/ 4,100 G.

1. YES
 2. NO

05a07a15a RHQ169
07a15a RHQ172
07a13a15a RHQ173
05ag RHQ171

NHANES IV MEC Questionnaire
Forms Answer Navigate Options Recording Year 8

How many of your deliveries resulted in a live birth?

FOR SINGLE DELIVERIES:
YES = 1
NO = 0

COUNT THE NUMBER OF TOTAL DELIVERIES, NOT NUMBER OF LIVE-BORN CHILDREN. FOR EXAMPLE, IF SP HAD TWINS OR OTHER MULTIPLE BIRTH, COUNT AS A SINGLE DELIVERY.

ENTER NUMBER OF DELIVERIES

05a RHQ166
05a RHQ169
05ag RHQ171
99abc00a04d RHQ180

RHQ167 Record the number of deliveries regardless of the method (vaginal or Cesarean) or outcome (live birth or stillbirth). Do not count miscarriages. Multiple births should be counted as a single delivery.

RHQ172 This question seeks to determine if the SP gave birth to any children whose birth weight was 9 pounds or more, regardless of the outcome (live birth or stillbirth).

RHQ171 This question counts the number of deliveries that resulted in live births, not the number of live-born children. Live births are defined as those in which the baby is born with any signs of life. If the baby dies shortly after birth, this should still be counted as a live birth.

Multiple births should be counted as a single delivery. For example, the birth of twins should be counted as a single delivery.

NHAMES IV MEC Questionnaire

Forms Answer Navigate Options Your 9

Did your delivery result in a live birth?

FOR SINGLE DELIVERIES:
 YES = 1
 NO = 0

COUNT THE NUMBER OF TOTAL DELIVERIES, NOT NUMBER OF LIVE-BORN CHILDREN. FOR EXAMPLE, IF SP HAD TWINS OR OTHER MULTIPLE BIRTH, COUNT AS A SINGLE DELIVERY.

ENTER NUMBER OF DELIVERIES

05a RHQ166

05a RHQ169

05ag RHQ171

99abc00a04d RHQ180

NHAMES IV MEC Questionnaire

Forms Answer Navigate Options Recording 2015

How old were you at the time of your **first** live birth?

ENTER AGE IN YEARS

99abc00a04d15a RHQ180

NHAMES IV MEC Questionnaire

Forms Answer Navigate Options Recording 2015

How old were you at the time of your live birth?

ENTER AGE IN YEARS

99abc00a04d15a RHQ180

RHQ171 Women who report a total of one delivery (RHQ167 = 1) are asked this alternate form of the question. Please note that the alternate wording requires a “Yes” or “No” response, but the data entry field is intended for a numeric response. If the SP responds “Yes,” this implies that she had one delivery that resulted in a live birth, so enter a code of “1.” If the SP answers “No,” enter a code of “0.”

RHQ180 The item asks for the SP’s age at the time of her first live birth.

RHQ180 Women who report one live birth receive this alternate form of the question.

NHAMES IV MEC Questionnaire

Forms Answer Navigate Options Recording 2015

PAUSE STOP

What is the month and year of your last delivery? Please count stillbirths as well as live births.

WE ARE ASKING THE BIRTH MONTH AND YEAR OF THE WOMAN'S LAST CHILD OR THE DATE HER LAST PREGNANCY ENDED (IF STILLBIRTH).

ENTER MONTH

RHQ184M RHQ184Y

RHQ184M1

Blaise Data Entry - C:\models\Mec\Mec

Forms Answer Navigate Options

Are you **now** breast feeding a child?

1. YES

2. NO

LivBirthLastAge RHQ190 40

BstFedNow RHQ200

BstFedDid1Child RHQ210

BstFedDid1Mth RHQ220

BstFedDid1MthHM RHQ230

Old 21/218 Modified Dirty Navigate MEC

Start Exploring - M... Blaise Blaise Dat... Snagl/32 C... 3:41 PM

NHAMES IV MEC Questionnaire

Forms Answer Navigate Options Recording 2019-2020

PAUSE STOP

Have you **ever** used birth control pills, patches, rings, implants, IUDs or injectables for any reason?

1. YES

2. NO

99ab07a RHQ200

13a RHQ421

99abck00b07a08a13a15b RHQ540

13a15b19a RHQ542

RHQ184 Women 12-59 years of age, who have had at least one birth are asked to report the month and year of their last delivery. They should count stillbirths as well as live births. Enter two digits for the month and four digits for the year. “Don’t know” can be entered for just the month or the year if the SP remembers only the month or the year of her last delivery.

RHQ200 This question asks if the SP is currently breastfeeding a child.

RHQ421 This question seeks to determine whether an SP has ever used birth control pills, patches, rings, implants, IUDs or injectables for any reason. The question has been expanded, beyond oral contraceptive use, to include other birth control methods that contain synthetic hormones (estrogen and progestin). These hormones play a role in regulating bone density so this questions and the series of questions on hormone replacement therapy use can be analyzed with the DEXA results. This question is automatically skipped for women, ages 12-59, who reported in question RHQ073, using birth control pills, patches, rings, implants, or injectables in the past 12 months. Women who report having used birth control pills primarily to regulate their periods and not as a form of contraception should be coded “Yes.” Perimenopausal women (that is, women who have begun to exhibit menopausal symptoms but have not yet completed menopause) can be taking birth control pills.

Forms Answer Navigate Options Recording 2015

PAUSE RESUME STOP

HAND CARD RHQ 2

Have you **ever** used female hormones such as estrogen and progesterone? Please include any forms of prescription female hormones, such as pills, creams, patches, and injectables, but **do not** include birth control methods or use for infertility.

IN SITUATIONS OF HORMONE USE FOR NON-MENOPAUSAL CONDITIONS, CODE HRT USE AS "NO".

1. YES

2. NO

99ab07a RHQ200

99abck00a05g RHQ420	1	YES
99abck00a07a08a13b RHQ540		
13b RHQ542		

NHANES IV MEC Questionnaire

Forms Answer Navigate Options Recording 2019-2020

PAUSE RESUME STOP

HAND CARD RHQ 2

Which forms of prescription female hormones have you used?

CODE ALL THAT APPLY

10. PILLS

11. PATCHES

12. CREAM/SUPPOSITORY/INJECTION

13. OTHER

99ab07a RHQ200

19a RHQ421	2	NO
99abck00a07a08a13a15b RHQ540	1	YES
13a15b19a RHQ542		

RHQ540 The next series of questions obtains information on hormone replacement therapy (HRT). Women 20 years of age and older are asked these questions.

This item refers to the use of female hormones (e.g., estrogen, progestin) prescribed by a doctor. Hand Card RHQ2 is used with this question and RHQ.542, RHQ.554, and RHQ.570 to assist the SP. We are interested in all prescription forms of female hormones (pills, patches, creams, suppository, or hormone injections). However, do not include hormones used for birth control or for infertility treatment. In situations of hormone use for a non-menopausal condition (e.g., polycystic ovarian syndrome), code HRT use as “No.” In situations of birth control use for early menopause or [premature ovarian failure](#) (POF), code HRT use as “No.”

Female hormones may be used for the relief of menopausal symptoms, to prevent osteoporosis, or to prevent cardiovascular disease. Estrogen preparations are generally used to alleviate menopausal symptoms (hot flashes, night sweats, vaginal dryness), to prevent bone loss or thinning, or to prevent cardiovascular disease. Progesterone or progestin are used predominantly for their antiestrogenic effect in a woman using menopausal estrogens. Progesterone refers to a naturally occurring progestational hormone. Progestin refers to a large group of synthetic drugs that have a progesterone like effect.

Note: We will only collect detailed information on women using estrogen only or combined estrogen/progestin treatments.

RHQ542 Women who report using female hormones are asked to specify the form(s) of prescription female hormones they have used. Remember to probe for “What other forms have you used?” All products inserted into the vagina should be coded in the “cream/suppository” category. Examples of “other” products are gels, mists and any other products applied topically.

Women who have never used prescription female hormones other than birth control pills or to treat infertility, skip to the end of the interview, unless they are currently pregnant, or have given birth or have breastfed a child in the last 2 years. These women skip to the series of questions on programs for women with young children (FSQ652-FSQ671).

NHANES IV MEC Questionnaire
Forms Answer Navigate Options Recording 2015
PAUSE RESUME STOP

HAND CARD RHQ 2
Have you **ever** taken female hormone **pills** containing **estrogen only** like Premarin? Do not include birth control pills.

1. YES
 2. NO

99ab05g07a15a13b RHQ554

NHANES IV MEC Questionnaire
Forms Answer Navigate Options Recording 2015
PAUSE RESUME STOP

HAND CARD RHQ 2
Have you taken female hormone **pills** containing **both estrogen and progestin** like Prempro or Premphase? Do not include birth control pills.

1. YES
 2. NO

99abc07a15a13b RHQ570

RHQ554 This question asks specifically about the SP's use of hormone pills containing estrogen only. The SP should not consider birth control pills when answering this question. Commonly used estrogen pills include Premarin, Menrium and Milprem. If the SP knows the name of a particular medication she is currently taking or may have taken in the past but is unsure whether it contains only estrogen, refer to the female hormone charts and lists to assist you in coding the correct response. If the medication is not listed, code "Don't Know" and enter the name of the medication as an interviewer remark.

Women who have had a complete hysterectomy (including removing of ovaries), especially prior to menopause, may be prescribed estrogen therapy. Estrogen used alone increases the risk of endometrial cancer, but taking a progestin with estrogen almost eliminates the risk of endometrial cancer. Therefore, a woman whose uterus has been removed has no risk of developing this form of cancer and does not need to take progestin.

It is important to note that an SP may have taken pills containing estrogen only at the same time she was taking pills containing progestin only. Code "Yes" if the SP has taken both estrogen-only and progestin-only pills concurrently.

RHQ570 The SP is asked about the use of combined hormone pills containing both estrogen and progestin. Refer to the specification for RHQ554. The two most common types of combined pills are Prempro and Premphase.

INHANES IV MEC Questionnaire

Forms Answer Navigate Options Recording 2015

PAUSE PROGRESS STOP

These next questions are about participation in WIC, that is, the Women, Infants, and Children Program.

During this pregnancy have you used WIC benefits to buy food for yourself?

1. YES

2. NO

15a FSQ652a

15a FSQ672a

15a FSQ652b

15a FSQ672b

INHANES IV MEC Questionnaire

Forms Answer Navigate Options Recording 2015

PAUSE PROGRESS STOP

How many months pregnant were you when you first started to receive WIC benefits to buy food for yourself?

15a FSQ652a

15a FSQ672a

15a FSQ652b

15a FSQ672b

This section of the Reproductive Health questionnaire contains questions about the Women, Infants, and Children Program (WIC). These questions are asked only of SPs who are currently pregnant or who have been pregnant in the last 2 years and determine WIC participation for pregnant women and postpartum women separately. The questions for postpartum women make it possible to determine whether a woman participated prenatally and/or postnatally. The questions provide information on duration of enrollment and may also serve as an indicator of women's health concerns/interest. The questions were adapted from the Early Childhood Longitudinal Study, Birth Cohort (ECLS-B).

FSQ652a Women who are currently pregnant are asked if they used WIC benefits to buy food for themselves for this pregnancy.

FSQ672a Women who respond "yes" to the previous question are asked how many months pregnant they were when they first started receiving WIC benefits to buy food for themselves.

NHANES IV MEC Questionnaire 2015

Forms Answer Navigate Options Recording

PAUSE RESUME STOP

These next questions are about participation in WIC, that is, the Women, Infants, and Children Program.

During your last pregnancy, did you use WIC benefits to buy food for yourself? Please include any stillbirth or miscarriage.

1. YES

2. NO

15a FSQ652a

15a FSQ672a

15a FSQ652b

15a FSQ672b

NHANES IV MEC Questionnaire 2015

Forms Answer Navigate Options Recording

PAUSE RESUME STOP

How many months pregnant were you when you first started to receive WIC benefits to buy food for yourself?

15a FSQ652a

15a FSQ672a

15a FSQ652b

15a FSQ672b

1 YES

NHANES IV MEC Questionnaire 2015

Forms Answer Navigate Options Recording

PAUSE RESUME STOP

After your last child was born, did you use WIC benefits to buy food for yourself?

1. YES

2. NO

15a FSQ652c

15a FSQ662

FSQ652b Women who are not currently pregnant and report that their last birth occurred in the last 24 months are asked if they used WIC benefits to buy food for themselves during their last pregnancy. Women should report benefits used even if the pregnancy ended in a stillbirth or miscarriage.

FSQ672b Women who responded “yes” to the previous question (FSQ652b) are asked how many months pregnant they were when they first started receiving WIC benefits to buy food for themselves.

FSQ652c Women who are not currently pregnant and report that their last birth occurred in the last 24 months are asked if they used WIC benefits to buy food for themselves after their last child was born. Women who report more than one pregnancy are asked about their “last” child while women who report one pregnancy do not receive the word “last.”

NHANES IV MEC Questionnaire
Forms Answer Navigate Options Recording 2015
PAUSE RESUME STOP

Are you **now** receiving WIC benefits for yourself?

1. YES
 2. NO

15a FSQ652c	1	YES
15a FSQ662		

FSQ662 Women who are currently pregnant or report that their last birth occurred in the last 12 months are asked if they are now receiving WIC benefits for themselves.

NHANES IV MEC Questionnaire
Forms Answer Navigate Options Recording 2017-2018

HELP AVAILABLE

The next few questions ask about urine leakage. Many people have leakage of urine.
How often do you have urinary leakage? Would you say...

1. never,
 2. less than once a month,
 3. a few times a month,
 4. a few times a week, or
 5. every day and/or night?

LABEL	KIDNEY CONDITION SECTION
05adg07b KIQQ005	<input type="checkbox"/>
05a KIQQ010	<input type="checkbox"/>
01a07a KIQQ042	<input type="checkbox"/>

Question Text

Other terms for urinary leakage are not being able to hold your urine until you can reach a toilet, not being able to control your bladder, loss of urine control.

1.
2.
3.
4.
5.

Close Help

NHANES IV MEC Questionnaire
Forms Answer Navigate Options Year 7

How much urine do you lose each time? Would you say...

1. drops,
 2. small splashes, or
 3. more?

LABEL	KIDNEY CONDITION SECTION
05a KIQQ005	2 LesstOnceMonth
05a KIQQ010	<input type="checkbox"/>
01a KIQQ042	<input type="checkbox"/>

4.2.10 Kidney Conditions (KIQ)

This section is administered to SPs 20 years of age and older. It obtains information about urinary incontinence and nocturia (the need to urinate frequently at night) that may be sensitive or embarrassing to some participants.

More than 13 million people in the United States—male and female, young and old, experience urinary incontinence. Women experience incontinence twice as often as men. This difference may be due to pregnancy and childbirth, menopause, and the structure of the female urinary tract. Both women and men can become incontinent from neurologic injury, birth defects, strokes, multiple sclerosis, and physical problems associated with aging. NHANES will provide national estimates on the prevalence of this condition and quality of life issues for those affected.

Self-reported information on urinary incontinence and nocturia will be used to assist in planning initiatives and other programs for the prevention and treatment of urologic conditions. KIQ questions on prostate cancer and benign prostatic hypertrophy were dropped from the survey in 2009.

Note: Pregnant women should respond according to their usual habits when NOT pregnant.

KIQ005 KIQ005 asks SPs to report how frequently they experience urinary leakage.

KIQ005 A help screen is available to provide assistance in defining urinary leakage. Other terms for
(cont'd) urinary leakage are not being able to hold your urine until you can reach a toilet, not being
able to control your bladder, or loss of urine control.

KIQ010 SPs who respond other than “never,” “refused” or “don’t know” continue with KIQ010.
This item asks SPs to indicate the amount of urine leakage experienced.

NHANES IV MEC Questionnaire

Forms Answer Navigate Options Year 0

During the **past 12 months**, have you leaked or lost control of even a small amount of urine with an activity like coughing, lifting or exercise?

1. YES
 2. NO

LABEL KIDNEY CONDITION SECTION

05a4g KIQ005 1 Never

05a KIQ010

01a KIQ042

NHANES IV MEC Questionnaire

Forms Answer Navigate Options Recording 2015

HARD CARD KIQ1

How frequently does this occur? Would you say this occurs...

1. less than once a month,
 2. a few times a month,
 3. a few times a week, or
 4. every day and/or night?

05a15a KIQ430

01a07a KIQ044

05a15a KIQ450

01a07a KIQ046

Blaise Data Entry - N:\NH4\Prg-Test\Mecv1\Beth\mec

Forms Answer Navigate Options Year 2

During the **past 12 months**, have you leaked or lost control of even a small amount of urine with an urge or pressure to urinate and you couldn't get to the toilet fast enough?

1. YES
 2. NO

LABEL KIDNEY CONDITION SECTION

LeakageProbn KIQ042 1 YES

LeakageProbFreq KIQ043 1 EveryDay

LeakageUrge KIQ044

LeakageUrgeFreq KIQ045

LeakageWAct KIQ046

Did 6/218 Modified Dirty Navigate MEC

Start Inbox - Microsoft Outlook Exploring - Mec-int Blaise Data Entry 10:48 AM

KIQ042 This item deals with uncontrolled loss of urine when coughing, straining, sneezing, exercising, or lifting heavy objects (i.e., stress incontinence). Note that the period of interest is the past year.

KIQ430 If the SP indicates the presence of a bladder control problem as defined by KIQ042, this question obtains an estimate of the frequency of the problem. A hand card containing the response categories is provided for KIQ430, KIQ450, and KIQ470 to assist the SP with his or her response.

KIQ044 This item obtains information about problems with leakage or loss of control accompanied by feelings of urgency or pressure (i.e., urge incontinence). Again, the period of interest is the past 12 months.

NHANES IV MEC Questionnaire
Forms Answer Navigate Options Recording 2015

PAUSE RESUME STOP

HAND CARD KIQ1
How frequently does this occur? Would you say this occurs...

1. less than once a month,
 2. a few times a month,
 3. a few times a week, or
 4. every day and/or night?

05a15a KIQ430	1	LessOnceMonth
01a07a KIQ044	1	YES
05a15a KIQ450		
01a07a KIQ046		

Blaise Data Entry - N:\NH4\Prg-Test\Mecv1\Beth\mec
Forms Answer Navigate Options Year 2

During the **past 12 months**, have you leaked or lost control of even a small amount of urine **without** an activity like coughing, lifting, or exercise, or an urge to urinate?

1. YES
 2. NO

LABEL	KIDNEY CONDITION SECTION	
LeakageProbm KIQ042	1	YES
LeakageProbFreq KIQ043	1	EveryDay
LeakageUrge KIQ044	1	YES
LeakageUrgeFreq KIQ045	1	EveryDay
LeakageWDAct KIQ046		

Old 6/2/18 Modified Dirty Navigate MEC

Start Inbox - Microsoft Outlook Exploring - Mec-int Blaise Data Entry 10:49 AM

NHANES IV MEC Questionnaire
Forms Answer Navigate Options Recording 2015

PAUSE RESUME STOP

HAND CARD KIQ1
How frequently does this occur? Would you say this occurs...

1. less than once a month,
 2. a few times a month,
 3. a few times a week, or
 4. every day and/or night?

05a15a KIQ470		
01a KIQ050		
01a07a08a KIQ052		
05a07a KIQ480		

KIQ450 If the SP indicates the presence of a bladder control problem as defined by KIQ044, this item obtains an estimate of the frequency of the problem. A hand card is provided.

KIQ046 This question asks subjects to indicate whether they have experienced uncontrolled loss of urine without a sensation of urgency or an activity such as coughing, exercise, or lifting that causes sudden increases of pressure within the abdomen. The time frame of interest is the past year.

KIQ470 Subjects who report the presence of a bladder control problem as defined by KIQ046 are asked to provide an estimate of the frequency of the problem. A hand card is provided.

Blaise Data Entry - N:\NHAPrg-Test\Mecv1\Both\mec

Forms Answer Navigate Options Year 2

During the **past 12 months**, how much did your leakage of urine bother you? Please select one of the following choices:

1. not at all. 5. greatly?
 2. only a little.
 3. somewhat.
 4. very much, or

LeakageWDAcFreq KIQ047	1	EveryDay
LeakageBother KIQ050		
DaytoDayAffect KIQ052		

Old 7/218 Modified Dirty Navigate MEC

Start Inbox - Microsoft Outlook Exploring - Mec-int Blaise Data Entry 10:49 AM

NHANES IV MEC Questionnaire

Forms Answer Navigate Options Year 10

During the **past 12 months**, how much did your leakage of urine affect your day-to-day activities? (Please select one of the following choices:)

1. not at all.
 2. only a little.
 3. somewhat.
 4. very much, or
 5. greatly?

05a KIQ470	2	FewTimesMonth
01a KIQ050	2	OnlyALittle
01a07a08a KIQ052		
05a07a KIQ480		

NHANES IV MEC Questionnaire

Forms Answer Navigate Options Year 7

During the **past 30 days**, how many times per night did you most typically get up to urinate, from the time you went to bed at night until the time you got up in the morning. Would you say...

0. 0
 1. 1
 2. 2
 3. 3
 4. 4
 5. 5 or more?

05a KIQ470	1	LessOnceMonth
01a KIQ050	2	OnlyALittle
01a KIQ052	2	OnlyALittle
05a KIQ480		

Subjects who report bladder control difficulties (i.e., KIQ042, KIQ044, or KIQ046 is coded “Yes”) are asked KIQ050 and KIQ052. All other subjects skip to KIQ480.

KIQ050 This item asks SPs to indicate how much their bladder control problems bothered them during the past year. Remember to read the entire list of response options.

KIQ052 In this question, subjects are asked to report how much their day-to-day activities were affected by bladder control difficulties. Again, the period of interest is the past year.

KIQ480 This item asks SPs to report whether and the extent to which they experienced excess urination at night (nocturia). Nocturia may be a symptom of prostate disease. The period of interest is the past month.

NHANES IV MEC Questionnaire

Forms Answer Navigate Options Year 14

I'd like to ask you some questions about your activities.

During the **past 7 days**, on how many days were you physically active for a total of **at least 60 minutes per day**? Add up all the time you spent in any kind of physical activity that increased your heart rate and made you breathe hard some of the time.

0. 0 days 5. 5 days
 1. 1 day 6. 6 days
 2. 2 days 7. 7 days
 3. 3 days
 4. 4 days

LABEL	PHYSICAL ACTIVITY SECTION
12a PAQ706	

NHANES IV MEC Questionnaire

Forms Answer Navigate Options Recording 2019-2020

On a typical day during the school year, about how many hours do you usually spend playing with a smartphone or computer, watching TV or movies, or playing video games?

LABEL	PHYSICAL ACTIVITY SECTION
12a17a PAQ706	2 _2days
19a PAQ711	2
11a12ab17a19a_ PAQ715	

4.2.11 Physical Activity and Physical Fitness (PAQ)

The PAQ section is administered to SPs 12 – 15 years old.

PAQ706 The first question, which is included in CDC's Youth Risk Behavior Survey, asks how many days the SP was physically active for at least 60 minutes during the past 7 days. The SP is asked to count any time doing a physical activity that increased his or her heart rate or made him or her breathe hard some of the time.

PAQ711 This asks about average time spent watching TV or videos and playing with electronic devices.

NIH/NIAHES IV MEC Questionnaire

Forms Answer Navigate Options Year 9

Do you consider yourself now to be...

1. fat or overweight.
 2. too thin, or
 3. about the right weight?

LABEL	WEIGHT HISTORY
05a07a WHQ030c	
05a WHQ600	
07a WHQ511	

NIH/NIAHES IV MEC Questionnaire

Forms Answer Navigate Options Year 9

Which of the following are you trying to do about your weight:

1. lose weight.
 2. gain weight.
 3. stay the same weight, or
 4. not trying to do anything about your weight?

LABEL	WEIGHT HISTORY
05a07a WHQ030c	3 rightweight
05a WHQ600	
07a WHQ511	

4.2.12 Weight History (WHQ)

The weight history section includes questions on weight perception in children and adolescents ages 8-15 and if they are trying to do anything about their weight. WHQ is not administered if the interview is conducted with a proxy or if the interview is conducted with an interpreter that is a relative, neighbor, or friend.

One in six children and adolescents 2-19 years of age in the U.S. is now overweight. Overweight children have a 70 percent chance of becoming overweight or obese adults. High cholesterol and high blood pressure, risk factors for heart disease, occur with increased frequency in overweight children and adolescents compared to children with a healthy weight. The child overweight trends pose significant health and financial burden for our children and the Nation. A related problem has to do with weight loss practices. Children and adolescents are especially prone to fad diets and eating disorders. Unhealthy methods of weight loss can compromise growth and are not recommended by health care professionals. The NHANES is the first to provide national data on weight perception in children and adolescents. The information from this section will be used with sociodemographic and related nutrition and health information to develop public policies and programs to prevent and manage overweight among children and adolescents.

WHQ030C The first item in this section asks SPs to indicate whether they consider themselves overweight, underweight, or the right weight. We are interested in the SPs' perception of their weight, not what they may have been told by someone else.

WHQ500 WHQ500 obtains information about whether an SP is currently trying to lose weight, gain weight, or maintain their weight. There is also an option for SPs to report that they're not actively engaging in any type of weight control or loss practices.

NHANES IV MEC Questionnaire
Forms Answer Navigate Options Year 7

In the past year, how often have you tried to lose weight? Would you say...

1. never,
 2. sometimes, or
 3. a lot?

05a WHQ5100S
05a WHQ520
05a WHQ530
05a WHQ540

NHANES IV MEC Questionnaire
Forms Answer Navigate Options Year 10

Next, I'm going to ask you about meals.

By meal, I mean **breakfast, lunch and dinner**. During the **past 7 days**, how many meals did you get that were **prepared away from home** in places such as restaurants, fast food places, food stands, grocery stores, or from vending machines?

Please **do not** include meals provided as part of the school lunch or school breakfast.

1. ENTER NUMBER
 2. NONE

NHANES IV MEC Questionnaire
Forms Answer Navigate Options Year 9

How many of those meals did you get from a fast-food or pizza place?

1. ENTER NUMBER 1
 2. NONE

ENTER NUMBER 2

WHQ520 WHQ520 asks SPs to specify how frequently they've tried to lose weight in the past 12 months.

For SPs 8-11 years old this is the final item in WHQ.

DBQ895 This item asks SPs to provide the number of meals eaten during the past 7 days that were prepared somewhere other than at home or as part of the school lunch/breakfast program. Meals include breakfast, lunch, or dinner. Do not include snacks. Please remember to read the entire question so that the SP hears the complete list of food establishments and/or sources of meals they need to consider when answering the question.

If asked, school meals from “a la carte” counters or from vending machines that are not part of the school lunch/breakfast program should be counted as meals not prepared at a home. Frozen meals eaten at home count as meals prepared at a home. Fully cooked foods (such as a roast chicken) from a deli counter count as meals not prepared at a home. However, if only the chicken is bought at a deli, but the rest of the foods were prepared at home, the meal should be counted as prepared in a home. Leftovers from a restaurant that were taken home and then taken to school the next day (for 2 meals) should be counted as meals not prepared at a home.

Note: Meals prepared at “a” home, which does not have to be the SP’s own home, still count as meals prepared at home. Therefore, a meal eaten at a grandmother’s or friend’s house counts as a meal prepared at home.

The unit of interest is the number of times in past 7 days. If the SP reports that he or she never eats meals that are prepared outside a home, code “2” in the first data field.

Otherwise, code “1” in the first data field, press “Enter” to enable the second data field and type in the number of meals in the past 7 days.

DBQ900 Among foods-away-from-home, fast food has been singled out as the source most closely associated with poor diets and obesity. This question asks how many of the meals reported in DBQ895 were from a fast food or pizza place.

NHANES IV MEC Questionnaire

Forms | Answer | Navigate | Options | Recording

2017-2018

PAUSE RESUME STOP

Some grocery stores sell "ready to eat" foods such as salads, soups, chicken, sandwiches and cooked vegetables in their salad bars and deli counters.

During the **past 30 days**, how often did you eat "ready to eat" foods from the grocery store? Please do not include sliced meat or cheese you buy for sandwiches and frozen or canned foods.

1. ENTER NUMBER

2. NEVER

NHANES IV MEC Questionnaire

Forms | Answer | Navigate | Options

Year 3

HAND CARD WHQ2

During the **past 90 days**, how often did you eat frozen meals or frozen pizzas? Here are some examples of frozen meals and frozen pizzas.

1. ENTER NUMBER

2. NEVER

ENTER NUMBER OF TIMES (PER DAY, WEEK, OR MONTH)

ENTER UNIT

1. DAY

2. WEEK

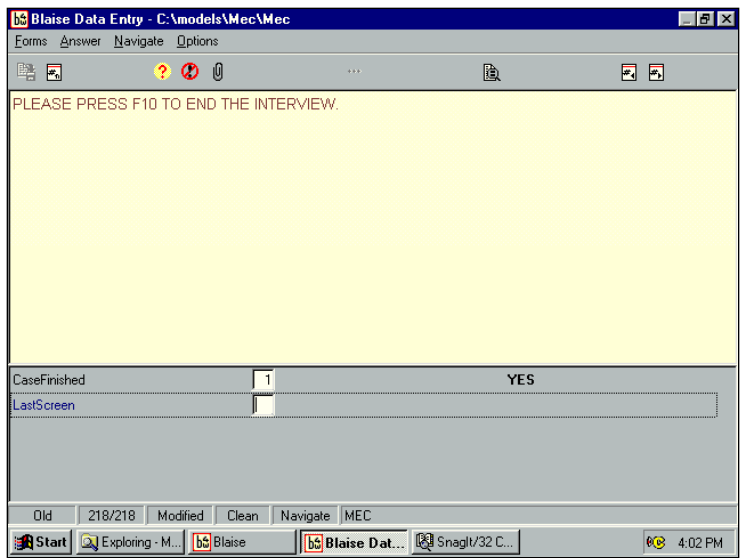
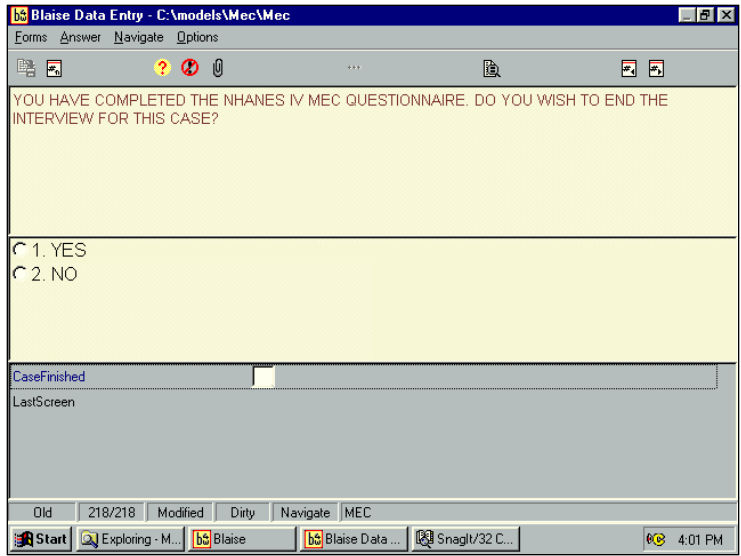
3. MONTH

CARD WHQ2



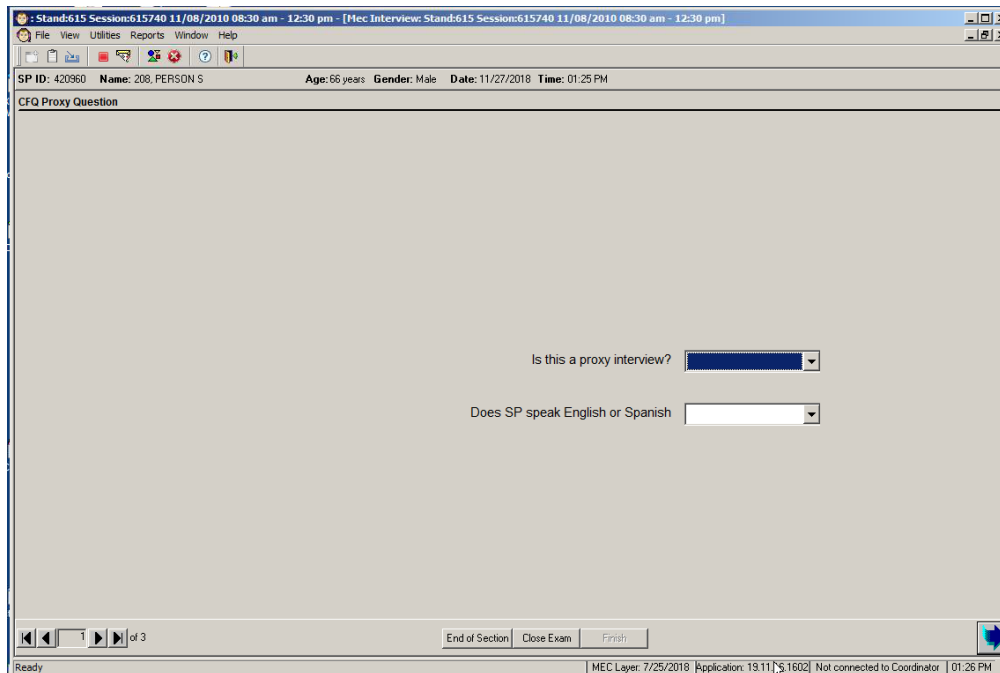
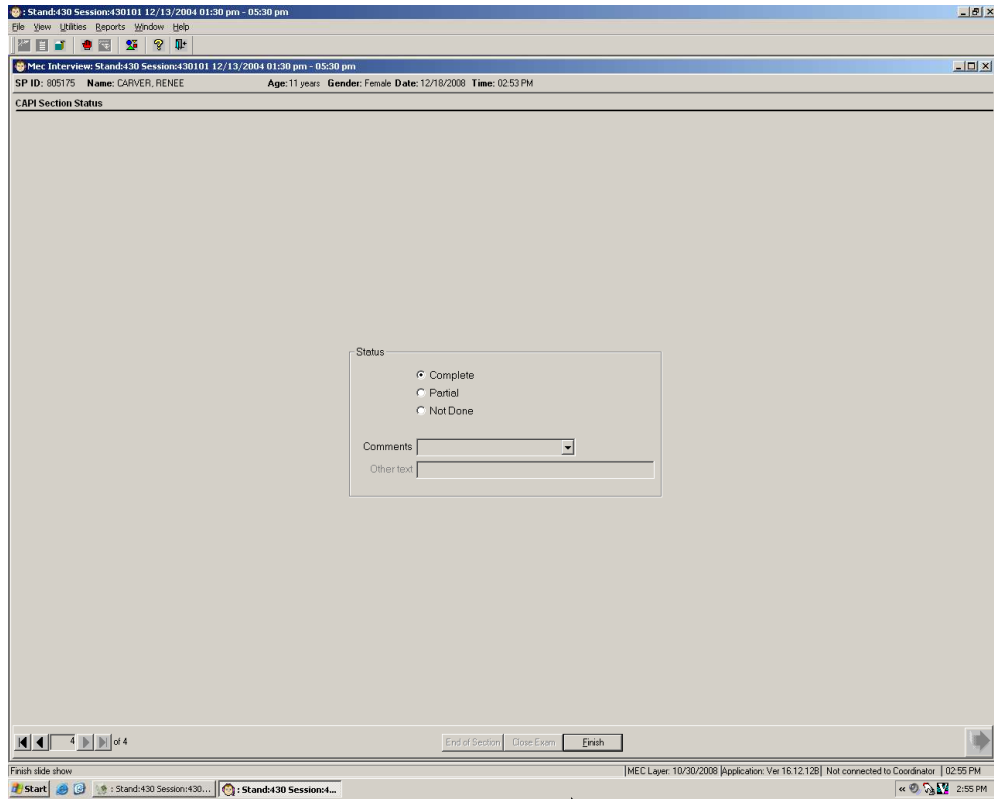
DBQ905 In addition to foods-away-from-home, ready-to-eat meals bought in stores are another increasingly important category of foods. This question asks how often the SP bought “ready to eat” foods at the grocery store during the past 30 days. Sliced meat or cheese purchased for sandwiches and frozen and canned foods should not be counted.

DBQ910 This question asks the respondent to indicate the number of times per day, week, or month that they ate frozen meals or frozen pizza during the past 30 days. Always show the respondent card WHQ2 to assist in his or her response.



4.2.13 Ending the CAPI Interview

After completing the final CAPI section appropriate to the SP's age and gender, the computer program displays the "Case Finished" screen. Unless you need to backup for some reason or to change an answer to a previous question, enter "1" and proceed to the last screen. Press F10 to exit the interview.



Blaise-CAPI

Section

Status The section status code will automatically prefill.

Screen The middle portion of the screen consists of two questions. The responses to these two questions allow the application to properly skip the Cognitive Functioning section based on the interview type and language spoken.

It is critical that each SP be given the opportunity to complete Cognitive Functioning. Do not assume that everyone who has a physical or mental impairment will be unable to do the test. In some cases, an SP may have a proxy come with them to the exam room, however, during the course of the CAPI interview, it appeared as though the SP could have completed the interview on his/her own. Before responding to the two questions on this screen, explain to the proxy that you would like to try having the SP complete the rest of the interview on his/her own. Ask the proxy to wait in reception area while you complete the interview.

This page intentionally left blank.

4.3 Cognitive Functioning: Montreal Cognitive Assessment – Survey Adapted (60 years +)

Cognitive health has emerged as an important public health concern, most notably for the nation’s aging population (1,2). Impaired cognitive functioning has been associated with declines in quality of life, personal relationships and independence. It also has resulted in increased health care needs, major caregiving and financial challenges (3). Among the non-institutionalized population of older adults, understanding all levels of cognitive ability including early, subclinical cognitive loss is of special interest because of the association of cognition with psychological, social or physical measures (4). New insights into the risk factors for the subtle variations in cognitive performance can assist in targeting behavioral and clinical interventions.

The Montreal Cognitive Assessment – Survey Adapted (MoCA-SA) was developed for a large, population-based survey, the National Social life, Health and Aging Project (NSHAP) (5) by a team at the University of Chicago. It is a modified version of the Montreal Cognitive Assessment (MoCA), a standardized clinical instrument designed primarily to assess mild cognitive impairment (6). The MoCA-SA contains 14 short exercises and covers eight cognitive domains: orientation, naming, executive function, visuo-spatial skills, memory, attention, language, and abstraction (5). Scores range from 0 to 20 and can be scaled for comparison with the original MOCA scores of 0 to 30, using a prediction equation (7). The instrument was designed to be administered by non-medical personnel (7) and is available at no cost.

The MEC Interviewers will both conduct and score the assessments. The MEC interviews are recorded, therefore, the full scoring of the MOCA-SA will not occur while the assessment is conducted. For the first time since NHANES has had a cognitive performance component, overall scores will be included with other MEC examination results in the SP’s final Report of Findings. The Report of Findings are mailed approximately 8 weeks after the examinations are completed.

In addition, two specific MoCA-SA tasks will be scored while conducting the assessment. SPs who fail these two specific MoCA-SA tasks will be automatically referred to the MEC physician for a possible referral. Only details for the two items scored during the assessments are discussed in this chapter, while explicit instructions for scoring all of the tasks are found in Chapter 7.

1. Alzheimer’s Association and Centers for Disease Control and Prevention. The Healthy Brain Initiative: The Public Health Road Map for State and National Partnerships, 2013–2018: Chicago, IL: Alzheimer’s Association; 2013.

2. Centers for Disease Control and Prevention. The Healthy Brain Initiative: The Public Health Road Map for State and National Partnerships, 2013-2018, Interim Progress Report; Atlanta, GA: CDC, 2015. Available from: <https://www.cdc.gov/aging/pdf/2013-healthy-brain-initiative-interim-report.pdf>
3. Anderson LA, McConnell SR. Cognitive health: an emerging public health issue, *Alzheimer's & Dementia*. 2007; S70-S73.
4. Salthouse T. Consequences of age-related cognitive declines. *Annual Review of Psychology*. 2012; 63:201-226.
5. Shega JW, Sunkara PD, Kotwal A, et al. Measuring cognition: the Chicago Cognitive Function Measure in the National Social Life, Health and Aging Project, Wave 2. *J Gerontol B Psychol Sci Soci*. 2014; 69(suppl2):S166-S176.
6. Nasreddine ZS, Phillips NA, Bedirian V, et al. The Montreal Cognitive Assessment, MOCA: a brief screening instrument for classification of Alzheimers disease, mild cognitive impairment, and healthy aging. *Alzheimers Dement* 2013;9:529-537.
7. Kotwal AA, Schumm LP, Kern DW et al. Evaluation of a brief survey instrument for assessing subtle differences in cognitive function among older adults. *Alzheimer Dis Assoc Disorder* 2015; 29(4): 317-324.

4.3.1 General Instructions

The Cognitive Functioning (CFQ) section will automatically be skipped for proxy interviews and if the SP speaks a language other than English or Spanish.

Most of the screens in this section has either a question to answer or instructions about how to solve a problem. There are a few additional screens, including one related to the partial scoring of one of the tasks (e.g., clock drawings). The screens are numbered in the same way as a CAPI questionnaire section, but the screens that are specific to a question or problem to solve have a name. Because most of the items on the MoCA-SA are taken from other well-established cognitive assessments, the names of the task are provided here for ease of reference. The wording for the instructions for each item has not been altered from the MoCA-SA; however, bolding of certain words, as well as some interviewer instructions have been added.

Just as reading each question exactly as it is written is critical throughout the interview, it is also critical that each SP receives the same instructions so that results are valid. If a mistake is made while reading the question, stop and read that particular sentence over. Instructions can only be repeated to the SP one time so interviewers must make sure they are reading slow, clear, and loud enough for the SP to hear the question. Probing outside of what is indicated on the screen and repeating the instructions more than

once is prohibited to avoid assisting with the item or unduly affecting the response. (Please see the description of questions CFQ530, CFQ535, CFQ540, CFQ545, and CFQ555 for exceptions to repeating the instructions.)

Interviewers may not coach the SP in any way. For paper and pencil exercises, it is critical for interviewers to avoid giving indications of whether or not the drawing is correct, including facial expression, hesitation, or other subtle clues.

Each task is different and some are more difficult than others. An SP may do poorly on one exercise and very well on another. If the SP becomes frustrated after giving the question or problem a good try, or two, it is appropriate to say “Let’s move on;” however, be careful not to move on prematurely. It is not uncommon for SPs to become frustrated but with encouragement they are able to complete the task. SPs may not want to try because they don’t think they can do the exercise or they may be embarrassed that they are having trouble doing the exercise. Interviewers should encourage completion of the tasks without adding to the stress of the situation and should offer neutral phrases as support when subjects cannot complete the tasks. While we do not want to upset SPs by the task, interviewers must be careful not to say anything that would encourage the SP to quit or not try the task.

Phrases to avoid	Instead say
You can stop anytime you want.	Let’s give it a try.
You don’t have to do it.	You’re doing fine/alright.
Do you want to stop?	You have more time left.

Effort plays a major role in these exercises so encourage SPs to try or keep going. Use nonverbal queues like head nodding to indicate they’re doing well. It is also okay to commend the SP as a form of encouragement. The goal should be for them not to give up just because one exercise is difficult. Multiple forms of encouragement can be used when necessary. SPs who can focus and give their best effort, tend to do better. As long as an SP is making an effort to complete the task, give them time to do so. For all questions in the assessment, mark “refused” if the SP refuses to try. Mark “don’t know” if the SP says they don’t know after asking them to guess or if they don’t make a guess.

If necessary, you may refer to this section as an exercise or activity, but do not use the word “test” in the presence of an SP. Score sheets and notes should not be placed within the SP’s view.

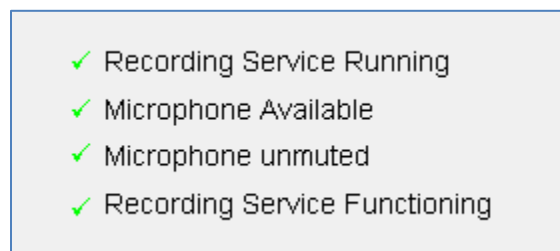
Once the respondent has chosen to have the assessment conducted in English or Spanish, the interviewer must conduct the entire assessment in that language.

NHANES participants may be familiar with specific exercises because certain MoCA-SA questions and tasks are the same as those found on other well-known cognitive functioning assessments. Some SPs may have had a doctor administer the full MoCA during a regular visit for a physical or while in the hospital. The SP may mention this during the assessment, but that really should not matter, and you can simply nod your head and smile, or acknowledge with an ‘ok’ reply.

4.3.2 Recording and Using the Microphone

The entire CFQ section is recorded. Recording the SP’s responses using a microphone allows the interviewer to pay close attention to the examinee without having the burden of recording the responses by hand. The SP’s responses will be scored using the recordings at a later time.

On the permission to record screen, there are visual cues that will indicate that the system has checked to make sure everything is ready to record. A green check mark indicates that the system has checked that item and it is working. A red check mark indicates that the system has checked that item and it is not working. If any item has not passed the check, troubleshoot and fix the problem before proceeding.



SPs tend to speak softer when they have trouble remembering, therefore, before starting, make sure the microphone is positioned no more than a 1 foot away from the SP. Recording tips to remember:

- Turn off or turn down the sound machine in the room. If you are picking up noise from the hall or the neighboring room, it is okay to turn the sound machine on but put it at the lowest level needed to reduce the distraction. If you don’t need the sound machine, turn it off for this section.
- If the SP is soft-spoken, position the microphone closer to the SP.
- You may also need to ask soft-spoken SPs to speak louder so the microphone can pick up his or her responses. Pointing at the microphone can be used as a non-verbal reminder that they need to speak louder because we are recording.
- Don’t allow the SPs to speak directly into the microphone. Being too close to the microphone can cause the recording to be distorted.

During recordings, the interviewer should avoid making affirmative sounds after every word the SP says. This could interfere with the scorer's ability to hear what the SP said when they listen to the recording.

Blaise 4.8 Data Entry - C:\iss\CFQ398\CFQ

Forms Answer Navigate Options Help Recording

PAUSE RESUME STOP

CFQ

(0, F) Yr21.s398.v1

The next questions are about problem solving and memory. The questions may seem unusual, but they are routine questions we ask everyone. Some of the questions are very easy and some are difficult, so don't be surprised if you have trouble with some of them. Try your best to answer all of the questions without using clues from around the room. If you wear glasses for reading, please use them.

ASK THE SP IF HE/SHE USUALLY WEARS READING GLASSES AND STATE THAT THEY MAY BE USEFUL FOR SOME OF THE EXERCISES THAT HE/SHE WILL BE DOING.
IF THE SP DOES NOT HAVE HIS/HER GLASSES AVAILABLE, GIVE THE SP A PAIR OF OUR SAMPLE GLASSES.

1. Continue

19A CFQ500	<input type="checkbox"/>
19A CFQ501	<input type="checkbox"/>
19A CFQ505	<input type="checkbox"/>
19A CFQ510	<input type="checkbox"/>

Blaise 4.8 Data Entry - C:\iss\CFQ398\CFQ

Forms Answer Navigate Options Help Recording

PAUSE RESUME STOP

CFQ

(0, F) Yr21.s398.v1

Tell me the date today. First, tell me the month.

THE CURRENT MONTH IS NOVEMBER.

1. CORRECT
2. INCORRECT

19A CFQ500	1	Continue
19A CFQ501	<input type="checkbox"/>	
19A CFQ505	<input type="checkbox"/>	
19A CFQ510	<input type="checkbox"/>	

4.3.3 CFQ Questions and Exercise Screens

SPs's 60 years and older will receive a slightly different permission to record statement introduction and consent for the interview because they are eligible for the CFQ section. (Section 6.2.1)

CFQ500 This is the introduction for the MoCA-SA. It explains what to expect from the test and instructs participants not use clues from around the room to help. Some of the exercises may require the SP to use his/her glasses. Ask the SP if he/she usually wears glasses to read. If they do, make sure the SP has the glasses nearby so you don't lose any time once the assessment begins. Each MEC Interviewer room is stocked with 4 pair of reading glasses of various strenghts if the SP doesn't have their glasses available. Help the SP figure out the correct strength before beginning the assessment.

CFQ501 **ORIENTATION – MONTH.**

TASK: You will ask the SP to state the month.

This is the first question in the assessment and is one of two questions that are scored during the assessment. The correct month will be programmed automatically and shown on the screen.

- If the SP says the number of the month instead of the name of the month, that is acceptable. Code the SP's response as correct or incorrect.
- If the SP says the entire date for this question, that is okay, however, you are coding the "month" portion of the response as correct or incorrect for this question.

Blaise 4.8 Data Entry - C:\isis\CFQ398\CFQ

Forms Answer Navigate Options Help Recording

CFQ

(0, 1) Yr21.s398.v1

Now, tell me the exact date.

1. Continue

19A CFQ500	1	Continue
19A CFQ501	1	Correct
19A CFQ505		
19A CFQ510		

Blaise 4.8 Data Entry - C:\isis\CFQ398\CFQ

Forms Answer Navigate Options Help Recording

CFQ

(0, 1) Yr21.s398.v1

Now, I want you to name this animal.

SHOW PICTURE #1

1. Continue

19A CFQ500	1	Continue
19A CFQ501	1	Correct
19A CFQ505	1	Continue
19A CFQ510		

CFQ505 **ORIENTATION – DATE.**

TASK: Ask the SP to state the date, meaning the day of the month.

- It is possible that the SP gave both the month and the date when answering the previous question. Since it is our policy in MEC Interview to read every question, we will read the question and confirm their response by saying something like “You answered this in the last question but I need to read the question and confirm. Tell me the exact date. You said the 19th. Is that correct?” This allows the SP to change their answer or stick with their original answer.
- If the SP gives multiple dates (i.e. 14th, 15th, 16th) it is acceptable to say that you can only accept a single date. You might say, “take a little time to think about it.”
- If the SP says something similar to “I can’t remember without my phone” or attempts to look at his/her watch, which may have the date, ask them to take a little time to think about it and then make their best guess.

The interviewer will not code the SP’s response on this screen. Simply enter “1” to continue.

CFQ510 **ANIMAL NAMING.**

TASK: You will ask the SP to name an animal in the picture. Place Picture #1 on the table in front of the SP, then read the statement on the screen.

- If English is not the SP’s first language, he/she may tell you that they don’t know the name of the animal in English. Ask the SP what language they speak and to say the name of the animal in his/her language. After the SP has responded, enter “1” to continue.
- If the SP gives more than one response (i.e., it’s a hippo or a rhino), ask the SP to “choose one” or say “which one is it?”. If they respond a second time with more than one answer, do not probe further. Move on to the next question.

Blaise 4.8 Data Entry - C:\iss\CFQ398\CFQ

Forms Answer Navigate Options Help Recording

CFQ

(0, F) Yr21.s398.v1

The next few things I will ask you to do are pencil and paper tasks.

PLACE BLANK CLOCK PAPER AND PENCIL IN FRONT OF SP.

Now, I'd like you to draw a clock. Put in all the numbers and set the time to **10 after 11**.

(PROMPT IF NECESSARY: Try your best to complete this task without using clues from around the room, such as a watch or a phone.)

1. DID NOT LOOK AT WATCH OR PHONE

2. LOOKED AT WATCH OR PHONE

19A CFQ515	
19A CFQ520	
19A CFQ525	

Blaise 4.8 Data Entry - C:\iss\CFQ398\CFQ

Forms Answer Navigate Options Help Recording

CFQ

(0, F) Yr21.s398.v1

SCORE CLOCK CONTOUR

ONLY MINOR DISTORTION ACCEPTABLE (E.G. SLIGHT IMPERFECTION ON CLOSING THE CIRCLE).

1. CORRECT

2. INCORRECT

19A CFQ515	1	NoLook
19A CFQ520		
19A CFQ525		

CFQ515 **CLOCK DRAWING.**

TASK: This is the first of two exercises that require paper and pencil. You will be asking the SP to draw a clock with the hands set to a specific time. If you have not done so already, fold the exercise sheet in half before reading the instructions for the question.

- Read the first sentence on the screen and then pause, and place a pencil and CFQ exercise paper in front of the SP with the top edge of the paper closest to you so that when the paper is unfolded for scanning, the drawing will be in the correct direction. Then, continue reading the instructions that states the time for the clock face. Only read the prompt if the SP starts to look around for clues (i.e. watch, cell phone). **Note:** If the SP asks you to repeat the time he/she must draw, you may do it one time.
- Pay close attention to the SP while he/she is completing the exercise. When the SP has completed the task, take the paper and pencil away from the SP.
- If the SP looked at a watch or cell phone to help them with the exercise, code this response category.
- It is acceptable for the SP to cross out a drawing, or to redraw the clock multiple times, if self-initiated. If the SP indicates in any way (including body language) that they have made a mistake, tell them that it's okay to erase. Keep in mind that if they make a correction without erasing, it will be impossible for the 2nd scorer and those performing QC checks to figure out what lines are correct.

CFQ520 **THE CLOCK DRAWING-CONTOUR SCORE.** The clock drawing has three parts: the contour (i.e. face), the numbers and the hands. Here, you are asked to look at the drawing and determine whether the contour of the clock is drawn correctly. To be correct: **the contour of the clock may only have minor distortion.** For example, a slight imperfection on closing the circle is acceptable. (See Chapter 7 for more details about acceptable and unacceptable clock contours). Score the face of the clock only as correct or incorrect.

Blaise 4.8 Data Entry - C:\win\CFQ398\CFQ

Forms Answer Navigate Options Help Recording

CFQ

(0, 1) Yr21.s398.v1

PLACE TRAIL PAPER AND PENCIL IN FRONT OF SP

Take a minute to look over the paper. Notice, there are both numbers and letters. (PAUSE)

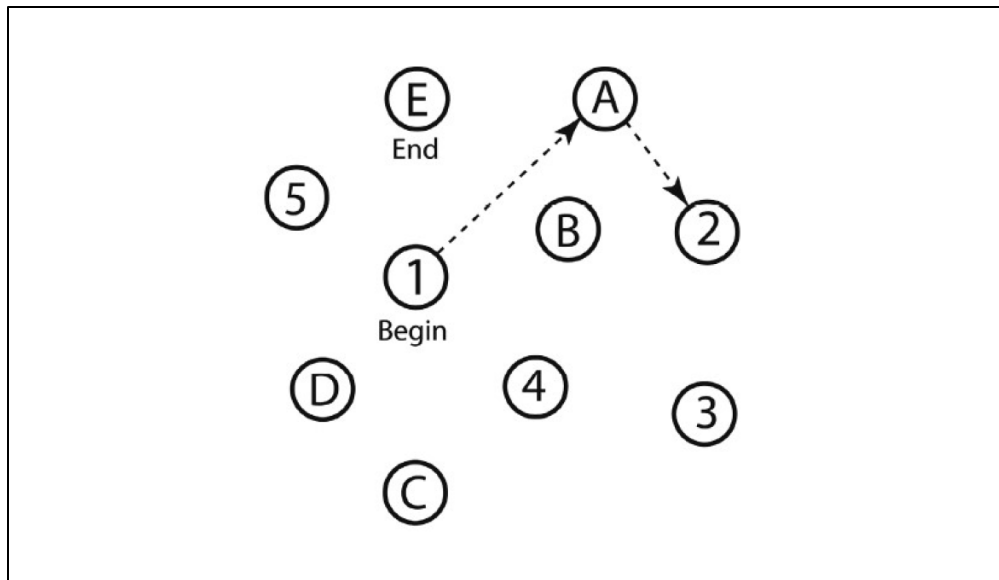
Please draw a line, going from a **number** to a **letter** in increasing order.

Begin here (POINT TO 1), and draw a line from **1 to A**, then from **A to 2**, and so on. End here (POINT TO E). The first two lines have been drawn for you.

1. NO CORRECTIONS MADE

2. SELF-CORRECTED MISTAKES

19A CFQ515	1	NoLook
19A CFQ520	1	Correct
19A CFQ525		



CFQ525 **ALTERNATE TRAIL MAKING.**

TASK: This is the second pencil and paper exercise and requires asking the SP to draw lines between circles, alternating between numbers and letters in ascending order.

- Place the CFQ exercise paper in front of the SP. Then read the first sentence which asks the SP to take a minute to look over the paper. Pause and give the SP ample time to do so.
- Read the instructions exactly as they are written on the screen, slowly and deliberately. As you read the instructions, point to the specific numbers and letters on the page as indicated on the screen.
- Do not draw on the dotted lines when explaining the exercise to the SP.
- It is acceptable for the respondent to erase his or her first attempt and try again, as long as this is initiated entirely by the SP with no input or feedback from the interviewer. As with the clock exercise, if the SP indicates in any way (including body language) that they have made a mistake, tell them that it's okay to erase.

When the SP has completed the task, code on the screen if the SP made no corrections or self-corrected mistakes by erasing .

CFQ525 This is the alternate trail making exercise that the SP is asked to complete.
cont'd

Blaise 4.8 Data Entry - C:\test\CFQ398\CFQ

Forms Answer Navigate Options Help Recording

CFQ

(0, f) Yr21.s398.v1

This next section tests your memory. I am going to read a list of words that you will have to remember now and later on.

Listen carefully. When I am through, tell me as many words as you can remember. It doesn't matter in what order you say them.

Ready?

READ SLOWLY (AT A RATE OF 1 WORD PER SECOND) AND PRONOUNCE CLEARLY: Face, Velvet, Church, Daisy, Red

(PROMPT: Tell me as many words as you can remember.)

1. Continue

19A CFQ530

19A CFQ535

19A CFQ540

19A CFQ545

Blaise 4.8 Data Entry - C:\test\CFQ398\CFQ

Forms Answer Navigate Options Help Recording

CFQ

(0, f) Yr21.s398.v1

I'm going to read the same list for a second time. Try to remember and tell me as many words as you can, including words you said the first time.

READ SLOWLY (AT A RATE OF 1 WORD PER SECOND) AND PRONOUNCE CLEARLY: Face, Velvet, Church, Daisy, Red

(PROMPT: Tell me as many words as you can remember.)

1. Continue

19A CFQ530

19A CFQ535

19A CFQ540

19A CFQ545

1 Continue

CFQ530 **MEMORY – IMMEDIATE RECALL TRIAL 1.**

TASK: Five words are read aloud to the SP and immediate recall of the words is requested.

- Read the instructions, and then read the words at a rate of one word per second. Words should be read **slowly and clearly**.
- If the SP starts repeating each word immediately after you say it, instruct him/her to wait until you've said all of the words before repeating them.
- If the SP does not start repeating the words when you have finished reading them, prompt the SP using the statement on the screen.
- If you have to repeat the instructions, you may do so one time, however, the list of words may not be repeated.
- If an SP indicates that they did not hear a word immediately after you say it, you may repeat it but you may not repeat it under any other condition.
- Do not correct the SP if he/she says a word that was not a target word or if the SP says a word that sounds like a target word (i.e. faith instead of face).
- It is appropriate to respond to questions like "Did I say that one?" by saying things like "That's fine" or "That's okay. Keep going." When the SP has recalled all of the words or indicates that he/she cannot recall any more words, move on to the next screen (you can say, "let's move on," but not in a rushed way).

CFQ535 **MEMORY – IMMEDIATE RECALL TRIAL 2.**

TASK: The five words are read for a second time and an immediate recall of the words is requested once again. The same guidelines used in Immediate Recall Trial 1 should be followed.

On the next screen (CFQ540), SPs are informed that they will be asked to recall these words again later on. It is important for the SP to acknowledge this directive. After reading the statement, pause and make eye contact.

Blaise 4.8 Data Entry - C:\test\CFQ398\CFQ

Forms Answer Navigate Options Help Recording

CFQ

(0, 1) Yr21.s398.v1

I will ask you to recall these words again later on.

Now, I am going to say some numbers and when I am through, repeat them to me **exactly** as I said them.

READ THE FIVE NUMBER SEQUENCE TO THE SP AT A RATE OF ONE DIGIT PER SECOND.

2, 1, 8, 5, 4

(PROMPT: Repeat the numbers exactly as I said them.)

1. Continue

19A CFQ530	1	Continue
19A CFQ535	1	Continue
19A CFQ540		
19A CFQ545		

Blaise 4.8 Data Entry - C:\test\CFQ398\CFQ

Forms Answer Navigate Options Help Recording

CFQ

(0, 1) Yr21.s398.v1

Now I am going to say some more numbers, but when I am through, I want you to repeat them to me in the **backward order**.

READ THE THREE NUMBER SEQUENCE TO THE SP AT A RATE OF ONE DIGIT PER SECOND.

7, 4, 2

(PROMPT: Repeat the numbers in backward order)

1. Continue

19A CFQ530	1	Continue
19A CFQ535	1	Continue
19A CFQ540	1	Continue
19A CFQ545		

CFQ540 **DIGIT SPAN – FORWARD ORDER.**

TASK: Five numbers are read aloud to the SP and immediate recall is requested.

- Read the instruction and then read the five numbers at a rate of one digit per second.
- If the SP doesn't start repeating the numbers, read the prompt on the screen.
- If you have to repeat the instructions, you may do so one time, **however, the five numbers may not be repeated.**

CFQ545 **DIGIT SPAN – BACKWARD ORDER.**

TASK: Three numbers are read aloud to the SP and backward recall is the requested.

- Read the instructions slowly and clearly and emphasize the word “backward.” Pause and read the numbers at a rate of one digit per second.
- If the SP doesn't start repeating the numbers, read the prompt on the screen.
- If the SP repeats the numbers in the forward order, do not correct the SP and do not indicate in any way that the SP has incorrectly followed the instructions.
- If you have to repeat the instructions, you may do so one time, **however, the three numbers may not be repeated.**

Blaise 4.8 Data Entry - C:\isa\CFQ388\CFQ

Forms Answer Navigate Options Help Recording

CFQ

(0, 1) Yr21.4398.v1

Now, starting with 100, I would like you to subtract 7 and then keep counting down by 7.

(YOU CAN REPEAT THESE INSTRUCTIONS IF NECESSARY.)

PRESS 'START/STOP' ON COMPUTER TIMER. STOP AFTER 5 NUMBERS.

WHEN SP IS FINISHED, PRESS 'STOP/START' ON COMPUTER TIMER.

RECORD NUMBER OF SECONDS

19A CFQ550
19A CFQ555
19A CFQ560
19A CFQ565

Timer

0

Start

The image shows a screenshot of a software application window titled "Blaise 4.8 Data Entry". The window has a menu bar with "Forms", "Answer", "Navigate", "Options", "Help", and "Recording". Below the menu bar is a toolbar with icons for home, back, forward, and print, along with three buttons: "PAUSE", "RESUME", and "STOP". The main content area has a yellow background and contains the following text: "(0, 1) Yr21.4398.v1", "Now, starting with 100, I would like you to subtract 7 and then keep counting down by 7.", "(YOU CAN REPEAT THESE INSTRUCTIONS IF NECESSARY.)", "PRESS 'START/STOP' ON COMPUTER TIMER. STOP AFTER 5 NUMBERS.", "WHEN SP IS FINISHED, PRESS 'STOP/START' ON COMPUTER TIMER.", and "RECORD NUMBER OF SECONDS". At the bottom left of the window, there is a list of four items: "19A CFQ550", "19A CFQ555", "19A CFQ560", and "19A CFQ565", each with a small square checkbox to its right. Overlaid on the bottom right of the main window is a smaller window titled "Timer" which displays a large black "0" and a "Start" button at the bottom.

CFQ550 **SUBTRACTION – SERIAL 7s.**

TASK: The SP is asked to subtract 7 from 100 and to keep counting down by 7.

This requires mental calculations and it is therefore unacceptable for the SP to use fingers or pencil and paper to help with the task.

- The interviewer cannot repeat the SP's responses nor directly answer questions regarding where the SP is in the process (see section 4.2.1.1). Answering such questions would affect the validity of the response. The exercise is timed, but SPs can take as much time as needed.
- If an SP does not understand the part of the instruction, "keep counting down by seven", it is acceptable for the interviewer to repeat the instructions once and say "keep subtracting by seven" instead, however, avoid repeating the instructions further to avoid coaching the respondent.
- If the SP completes the first subtraction and stops, the interviewer may say "keep subtracting by seven" or "continue counting down by seven" but ONLY if the instructions have not already been repeated.
- If the instructions have already been repeated, neutral probes like "you have more time", "do you need more time?", or "continue" are appropriate but cannot be used after every response.
- After instructing the SP, start the timer. Stop the SP after five numbers are reported (not including 100), but don't cut them off if he/she is in the process of telling you another number.
- If the SP gives up or says he/she wants to stop before reaching five numbers, it is acceptable to encourage them by saying "you have time", or "keep going; you are doing ok."
- Stop the timer when the SP reaches the fifth number or when they give up. Record the number of seconds on the timer and continue to the next question.

Blaise 4.8 Data Entry - C:\isid\CFQ398\CFQ

Forms Answer Navigate Options Help Recording

CFQ

(0, 1) Yr21.s398.v1

I am going to read you a sentence. Repeat it after me, **exactly** as I say it. (PAUSE)

READ SENTENCE: The cat always hid under the couch when dogs were in the room.

(PROMPT: Repeat the sentence.)

1. Continue

19A CFQ550	45
19A CFQ555	<input type="checkbox"/>
19A CFQ560	<input type="checkbox"/>
19A CFQ565	<input type="checkbox"/>

CFQ555 **SENTENCE REPETITION.**

TASK: The the SP will be asked to repeat a sentence exactly as you have read it to them.

- Read the instruction on the screen **slowly and clearly** and emphasize the word “exactly.” Then read the sentence slowly enunciating each word in the sentence.
- If SP doesn’t start repeating the sentence on their own, use the prompt on the screen.
- If you have to repeat the instructions, you may do so one time, **however, the sentence may not be repeated.**

Blaise 4.8 Data Entry - c:\jasa\CFQ402\CFQ

Forms Answer Navigate Options Help Recording

PAUSE RESUME STOP

CFQ

MANDIRA (64, F) Y21.s402.v1

Tell me as many words as you can think of that begin with a certain letter of the alphabet that I will tell you in a moment. You can say any kind of word you want, **except** for proper nouns and names like Bob or Boston, (PAUSE) and numbers or words that begin with the same sound, but have a different ending, for example, love, lover, loving.

[PROBE IF NECESSARY: You can say any kind of word you want BUT NOT names or places that begin with a capital letter like Bob or Boston. And NOT words that begin with the same sound, but have a different ending, like: love, lover, loving. Only one of those words would count.]

I will tell you to stop after 1 minute. (PAUSE) Are you ready?

WHEN SP IS READY: Now, tell me as many words as you can think of that begin with the letter F.

1. Continue

19A CFQ560 Continue

19A CFQ565

Timer

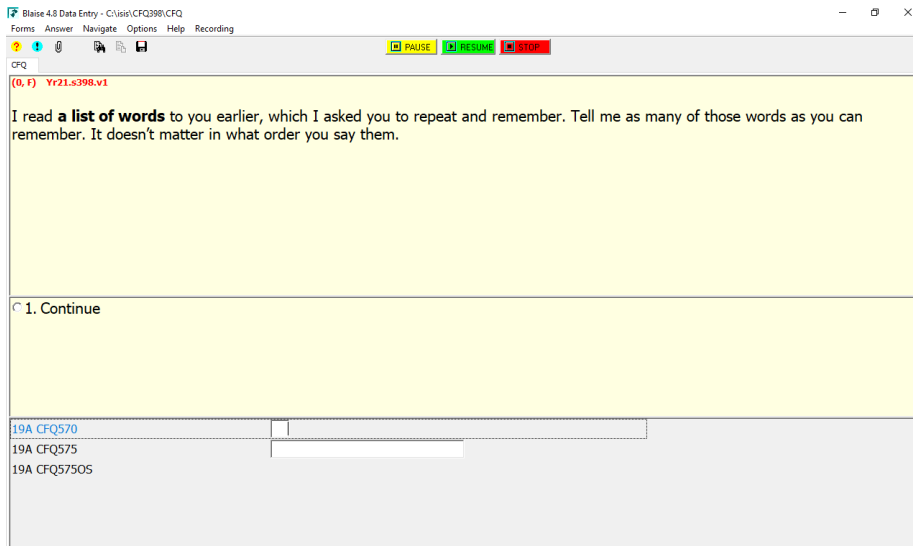
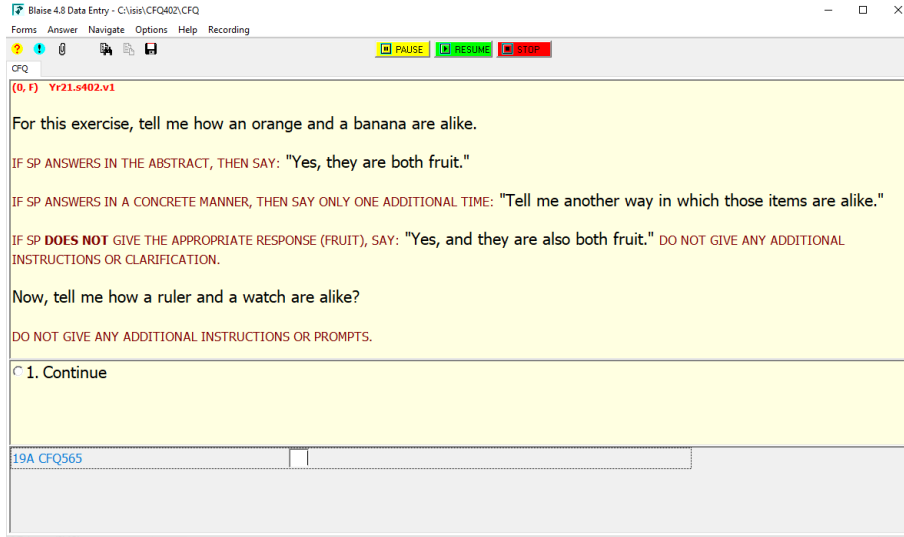
60

Start

CFQ560 **VERBAL FLUENCY – LETTER F.**

TASK: The SP will be asked to say as many words as they can think of that start with the letter F. This exercise is timed for 1 minute.

- This task has a long set of instructions. Read the instructions, pausing at the end of each sentence. After asking if the SP is ready and he/she indicates readiness, start the timer. When the allotted time has passed, stop the SP and continue to the next exercise.
- This question includes a probe. If you have to read the “probe if necessary” statement, it counts as reading the instruction for the second time.
- Read the instructions as written without adding anything. After reading the instructions the first time, avoid asking the SP “do you understand”, “do you have questions,” or “does that make sense”. The instructions already include the statement “Are you ready?” If the SP has questions at that time or indicate that they don’t understand, you can read the “probe if necessary” statement provided.
- If the SP stops and seems to have given up but there is still time left, encourage him/her to keep going until the full 60 seconds are up by saying “You have more time left,” repeat the phrase “as many as you can think of,” and/or use a hand gesture indicating to keep going. It is not unusual for SPs to want to give up when they can’t think of any more words. The goal is to not let the SP give up just because the words aren’t coming to them rapidly.
- If the SP names two consecutive words that begin with another letter of the alphabet (that is NOT the letter F), repeat the part of the instructions that mentions the target letter, if the instructions have not been repeated already. If the instructions have already been repeated, allow the SP to continue but do not repeat the part of the instructions that states the target letter.
- If the SP clearly did not understand the instructions and isn’t performing the test appropriately, an exception may be made and the interviewer may repeat the instructions once more. **This is rare situation and must not be used just because the SP is responding incorrectly.** An example of when this exception could be used is if the SP is only saying proper nouns and names. If the SP still continues to respond incorrectly, allow the SP to continue but do not repeat the instructions again.



CFQ565 **ABSTRACTION – ALIKE.**

TASK: SPs are asked to indicate how two items are alike, and are asked to think abstractly about their likeness, that is, to think about how they are both in the same category. An example is first provided with some guidance, and then the “real” question is asked without further assistance.

The interviewer reads the first question (the example) following the instructions on the screen before beginning the exercise. The interviewer is guided through possible SP responses:

- If the SP gives the correct response, reinforce the abstract thinking by saying “Yes, they are both fruit.”
- If the SP gives a concrete response (i.e. they both have peels, they are both good to eat, or both are sweet), give one additional prompt – “Tell me another way in which those items are alike.” If the SP does not give the appropriate response, you will say, “Yes, and they are also both fruit.” No additional instructions or clarification should be given.
- If an SP does not understand the word “alike”, it is acceptable to use the word “same” to improve comprehension if language is a barrier.

Once you have given instructions for the exercise, do not give any additional instructions or prompts.

CFQ570 **MEMORY – DELAYED RECALL.**

TASK: In the final exercise, SPs are asked to repeat words that they heard read aloud and recalled earlier (2 separate times). Read the instructions as written on the screen slowly and deliberately.

- If the SP starts to recall the sentence about cats instead of the list of words or starts to try to recall the F words, you may repeat the instructions once more (if they have not already been repeated). Do not make any comments, like, “those aren’t the words I’m talking about.”

Blaise 4.8 Data Entry - C:\isis\CFQ398\CFQ

Forms Answer Navigate Options Help Recording

CFQ

(0, 1) Yr21.s398.v1

POST TEST COMMENTS (REPORTED BY SP OR OBSERVED BY INTERVIEWER)

(CHECK ALL THAT APPLY)

- 1. NO NOTES
- 2. HEARING PROBLEM
- 3. VISION PROBLEMS
- 4. PHYSICAL LIMITATION AFFECTING ABILITY TO WRITE/DRAW (SPECIFY)
- 5. UNABLE TO READ AND/OR WRITE
- 6. DIFFICULTLY WITH ENGLISH/LANGUAGE BARRIER
- 7. SP REPORTED COGNITIVE PROBLEM (SPECIFY)
- 8. SP REPORTED TAKING MEDICATIONS
- 9. SP WAS RESTLESS OR FIDGETY
- 10. SP REPORTED WANTING TO QUIT
- 11. INTERRUPTIONS/DISTRACTIONS (SPECIFY)
- 12. OTHER (SPECIFY)

19A CFQ570	1	Continue
19A CFQ575		
19A CFQ57505		

CFQ575 **POST TEST COMMENTS.**

This is a field for the interviewers only. Please take your time and code all that apply. These are comments for you to code based on what you observed during the assessment or remarks made by SPs.

Some codes explained:

- **SP REPORTED COGNITIVE PROBLEMS:** Select this code if SP commented during the assessment that he/she is forgetful, have trouble remembering things, or that a doctor has said that he/she has a cognitive impairment or condition.
- **SP REPORTED TAKING MEDICATIONS:** Code if SP mentions during the assessment that he/she is taking medication for a cognitive problem or is taking a medication that causes confusion or fatigue making it hard to focus or concentrate.

Status When you advance to the section status screen, a SPID barcode label will automatically print. Immediately affix the label to the CFQ exercise sheet. Place the label in the upper right-hand corner of each sheet. At the end of the MEC Interview, scan the sheet as explained in Section 4.3.5.

4.3.4 Responding to Questions or Concerns

Below are examples of how to respond to questions that may come up.

Participant: “What does this test have to do with memory?”

MEC Interviewer: “These questions are about problem solving and memory.”

Participant: SP asks for confirmation that they are understanding the question correctly. For example, “You want me to draw a line from a number to a letter, correct?”

MEC Interviewer: “I’m sorry, but I’m not permitted to answer questions about these items. I can repeat the instructions if you’d like.”

Participant: “What number am I on?” or “How many more do I have to do?”

MEC Interviewer: The interviewer may reply by repeating the instructions if the instructions have not already been repeated once before or say “I’m sorry, but I’m not permitted to answer that question. Just try to do the best you can.”

Participant: “I feel like I don’t remember anything anymore.”

MEC Interviewer: “Memory is affected by a number of factors like age, how much you sleep, medication, hormonal changes, and several medical conditions. If you worry about your memory, you should talk with your doctor about the problems you have been experiencing.”

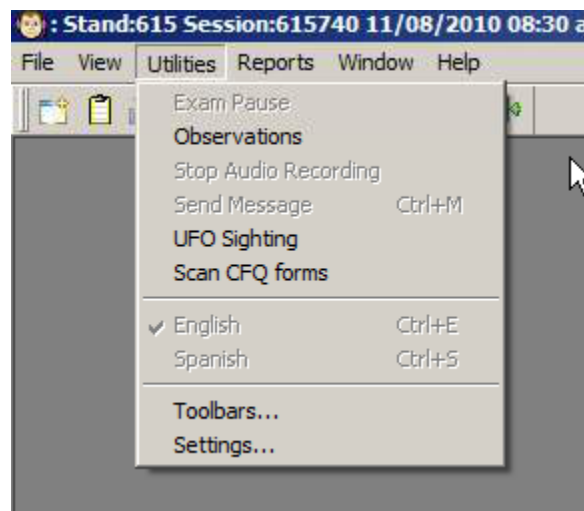
Participant: “Can you tell me how I did on these tests?”

MEC Interviewer: “We are not able to score the exercises right away, however, you will receive your results in your final report of findings in the mail. If you worry about your memory, you should talk with your doctor about the problems you have been experiencing.”

4.3.5 Scanning the CFQ Exercise Sheet

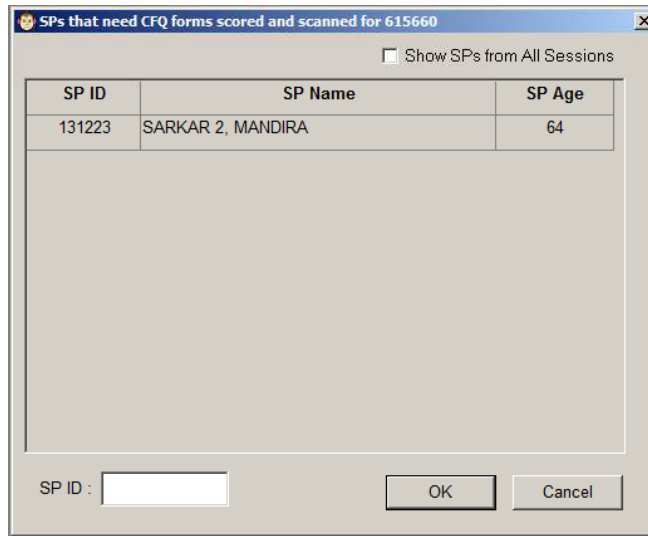
The CFQ exercise sheets cannot be scanned during the MEC Interview. After the interview is closed, scan the CFQ exercise sheet by clicking on “Utilities” and “Scan CFQ forms.” Coding sheets should be scanned as soon as possible after the interview is complete. If you are not able to scan the document immediately after the interview, place it in the left pocket of the CFQ folder and scan it at the first available opportunity (Exhibit 4-1).

Exhibit 4-1. Accessing the scanning feature




A box will appear that lists SPs who have CFQ exercise sheets that have not been scanned (Exhibit 4-2). Only SPs from the current session will appear in this list. To display a list of SPs from previous sessions, click the “Show SPs from All Sessions” check box in the top right corner.

Exhibit 4-2. CFQ exercise sheets that have not been scanned




Scan the barcode on the CFQ exercise sheet. A “scan and save” box will appear on the ISIS screen (Exhibit 4-3). Align the paper with the scanner (print side down and against the right-hand corner) and click “Scan” on the ISIS screen.

Exhibit 4-3. CFQ Scan and Save

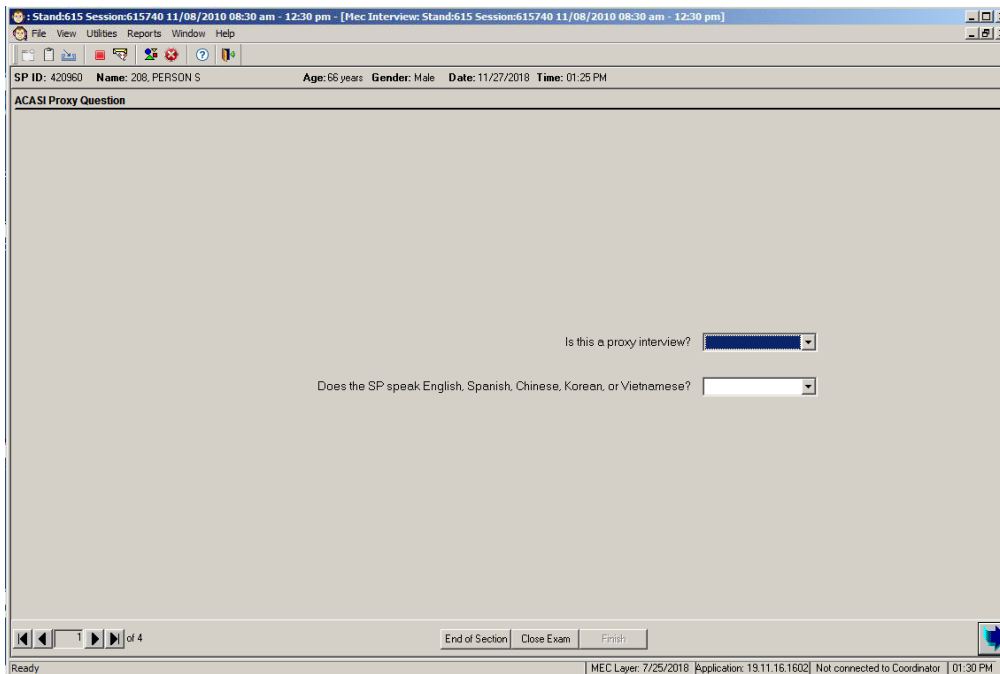
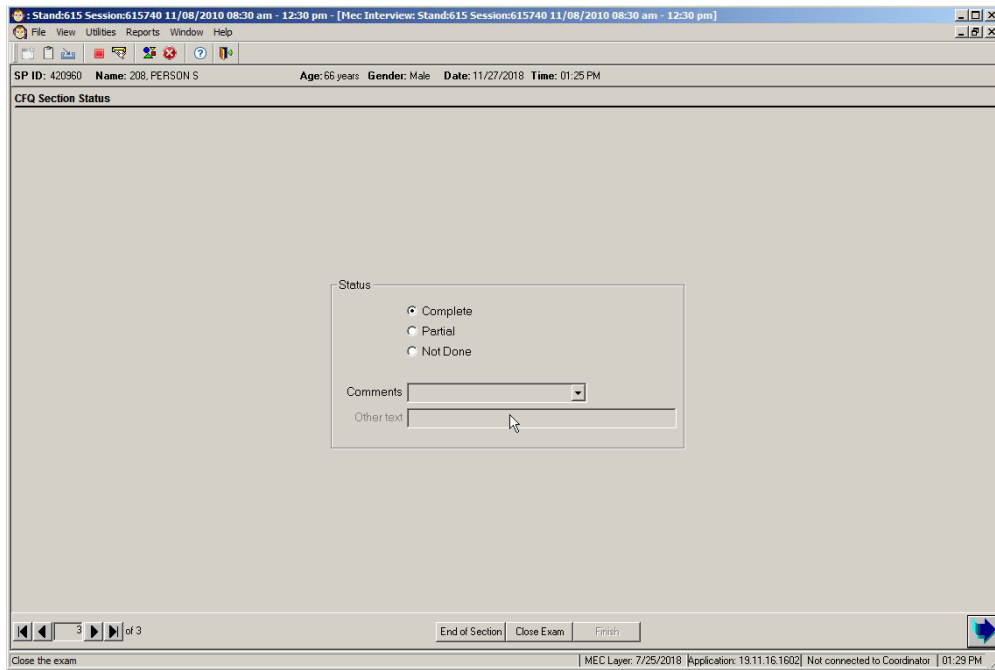


Once scanning is complete, the image will appear on the ISIS screen (Exhibit 4-4). Scroll up and down, left and right to review the quality of the image. Click “save” to save the image or “rescan” to remove the current image and scan the document again.

Exhibit 4-4. Example of a scanned image



When you click “save” you will receive a message indicating that the image was successfully saved. Put the scanned exercise sheet in the right pocket of the CFQ folder. All forms will be returned to the home office at the end of the stand.



CFQ The section status code will automatically prefill.
Section
Status

Screen The middle portion of the screen consists of two questions. The responses to these two questions allow the application to properly skip the ACASI section based on the interview type and language spoken.

It is critical that each SP be given the opportunity to complete ACASI. Do not assume that everyone who has a physical or mental impairment will be unable to do the test. In some cases, an SP may have a proxy come with them to the exam room, however, during the course of the CAPI interview, it appeared as though the SP could have completed the interview on his/her own. Before responding to the two questions on this screen, explain to the proxy that you would like to try having the SP complete the rest of the interview on his/her own. Ask the proxy to wait in reception area while you complete the interview.

This page intentionally left blank.

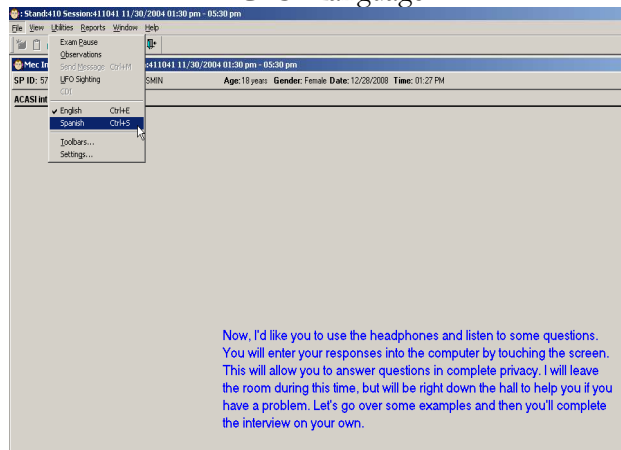
4.4 Audio-CASI Sections of the MEC Interview

The audio-CASI section of the MEC interview consists of five sections of questions, which are asked in this format because they contain sensitive topics. Research on the mode of interview indicates that respondents will be more honest and forthcoming in their answers if they can answer a self-administered mode. The audio-CASI allows SPs to both hear and read the questions and to move at their own speed through the sections as they touch the computer screen to indicate their response.

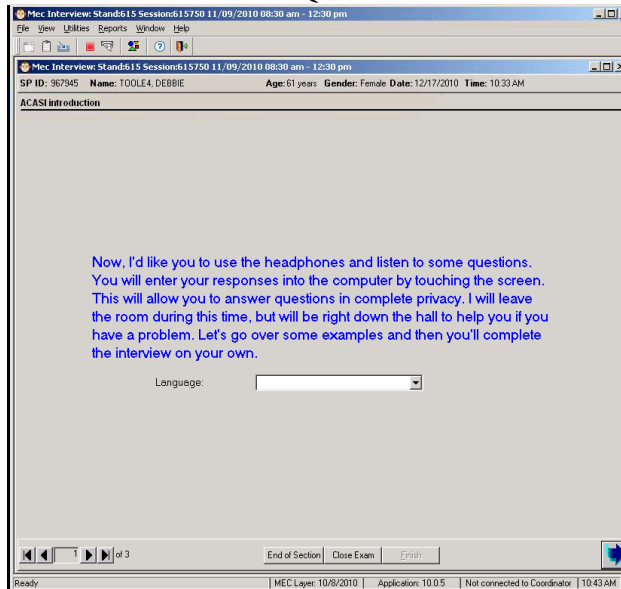
This method of administration is thought to be especially effective in eliciting answers from young people. Therefore, audio-CASI is used to administer tobacco and alcohol use questions to SPs aged 12 to 17.

SPs aged 12 to 59 receive the section on drug use and SPs aged 14 to 69 receive the sexual behavior section in audio-CASI.

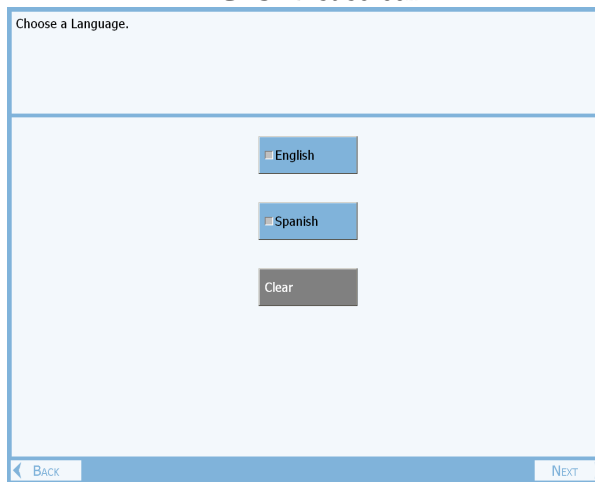
ACASI Language



TUQINT



ACASI first screen



4.4.1 Beginning and Navigating the Audio-CASI Interview

The computer launches the audio-CASI section following the Blaise-CAPI interview for SPs 12 to 69 years old.

ACASI Language The language selected on the proxy/interpreter status screen at the beginning of the introduction screen and all of the ACASI screens between English and Spanish, select “utilities” from the menu bar and select the appropriate language.

TUQINT_ The interview begins with a brief set of practice screens. Read the ACASI Interview Introduction from screen and click the “next” arrow in the bottom right hand corner of the screen.

ACASI First Screen The first ACASI screen allows you to select the language of the screens and corresponding voice files. Using the touch screen, select the correct language for the interview and touch the “next” button. If you need to change the language of the ACASI interview at any time, return to this screen and change the language.

TUQ000_

These questions are for practice.

Please press the **Next** button to see the question.

BACK **NEXT**

TUQ010

Here is an example of one type of question:

'Are you tired?' Please select ...

Yes

No

Clear

BACK **NEXT**

TUQ020

Another type of question requires a number response. Answer by pressing the number buttons on the keypad.

'How many hours did you sleep last night?'

Please enter a number.

Number

1 2 3

4 5 6

7 8 9

0

Clear

BACK **NEXT**

TUQ000_ This is the first practice screen. Turn the screen toward the SP and instruct the SP to touch the “Next” button in the lower right hand corner to proceed to the next practice screen. Assist him or her with the practice screens as necessary. Have the SP work through the practice screens without the headphones, by listening to the audio through the speakers.

TUQ010 TUQ010 demonstrates how to record a simple yes or no response.

TUQ020 TUQ020 demonstrates how to record an answer to a question that requires a number response.

TUQ025

Another type of question requires you to answer with both a number and a unit of time. Answer by pressing the numbers on the keypad and then selecting a unit of time.

How long has it been since you watched a movie?

Please enter the number of days, weeks, months, or years, then select the unit of time.

1	2	3	Days
4	5	6	Weeks
7	8	9	Months
	0		Years
Clear			Clear

◀ BACK NEXT ▶

TUQ030

To go back to a previous question to change your response, touch the ◀ BACK button.

◀ BACK NEXT ▶

TUQ040

Like all of the other questions that you have answered today, your responses will be kept confidential. If you are not sure about an answer, give us your best estimate. If you have any questions about how to use the computer, please ask your interviewer now.

◀ BACK NEXT ▶

TUQ025 TUQ025 demonstrates how to record a more complex response that requires entering a number and a unit of time.

TUQ030 After listening to the recorded instructions, demonstrate by backing up to TUQ020. Use the “clear” button to erase the response, and then enter a new response.

TUQ040 After listening to the recorded instructions and answering any questions, instruct the SP to put on the headphones. Make sure he or she is comfortable and can hear the questions before you leave the room. Instruct the SP to open the door when she or he is done with the ACASI interview.

Non-Response Screen

Here is an example of one type of question:

'Are you tired?' Please select ...

You did not answer the previous question. Did you mean to answer, would you prefer not to answer the question, or you don't know the answer? Please select...

I really meant to answer.

I'd rather not answer.

I don't know the answer.



The specifications that follow are intended to assist you in answering questions that an SP may have in the course of responding to the computer-managed questioning.

Non-
response
Screen

The audio-CASI is designed not to provide the respondent with an obvious option of stating that they don't know an answer or refusing to answer. However, there is a nonresponse option for the SP. This option exists in the form of a second screen which appears if the SP presses the "Next" button on the screen without answering the question. The screen will present SPs with three options: the first, that they really meant to answer the question; second, that they would rather not answer; and third, that they don't know the answer. Choosing the first response will take the SP back to the original question, while choosing the second or third option will skip the SP forward to the next appropriate question. If the SP goes back to a previous question to which they answered "I'd rather not answer" or "I don't know the answer," the answer categories will be unselected and if the SP decides to answer the question, they can simply select a response.

SMQ621_

The following questions are about cigarette smoking and other tobacco use. Do not include cigars or marijuana.

← BACK

NEXT →

SMQ621

About how many cigarettes have you smoked in your **entire life**?

Please select ...

<input type="checkbox"/> I have never smoked, not even a puff	<input type="checkbox"/> 16 to 25 cigarettes
<input type="checkbox"/> 1 or more puffs but never a whole cigarette	<input type="checkbox"/> 26 to 99 cigarettes
<input type="checkbox"/> 1 cigarette	<input type="checkbox"/> 100 or more cigarettes
<input type="checkbox"/> 2 to 5 cigarettes	<input type="button" value="Clear"/>
<input type="checkbox"/> 6 to 15 cigarettes	

← BACK

NEXT →

4.4.2 Tobacco (SMQ)

The questions in this section cover smoking history and current tobacco use. SPs 12-17 years of age are asked tobacco questions in the audio-CASI section of the interview.

SMQ621_ This section introduces the Tobacco section. Touch “Next” to proceed to the first question.

SMQ621 This question asks about the number of cigarettes smoked in the SP’s entire life. Respondents who have not smoked a whole cigarette are skipped to SMQ680.

SMQ631

How old were you when you smoked a whole cigarette for the **first time**?

Please enter an age or select zero for never smoked a whole cigarette.

1	2	3
4	5	6
7	8	9
0		
Clear		

◀ BACK NEXT ▶

SMQ641

On how many of the past **30 days** did you smoke cigarettes?

Please enter a number or enter zero for none.

1	2	3
4	5	6
7	8	9
0		
Clear		

◀ BACK NEXT ▶

SMQ050

How long has it been since you quit smoking cigarettes?

Please enter the number of days, weeks, months, or years, then select the unit of time.

1	2	3	Days
4	5	6	Weeks
7	8	9	Months
0			Years
Clear			Clear

◀ BACK NEXT ▶

SMQ631 This item asks for the age when the sample person first smoked a cigarette. Respondents can enter any age up to and including their age at the time of the interview. Respondents are instructed to enter zero if they never smoked a whole cigarette. Subjects who have never smoked a whole cigarette skip to SMQ680.

SMQ641 This question is important to quantify the SP's smoking habit by asking the number of days he or she actually smoked over the month prior to the interview.

If the SP did not smoke cigarettes in the past 30 days, he or she is instructed to enter a zero. The program then skips to SMQ670.

SMQ050 If the SP has not smoked cigarettes in the past 30 days, they are asked how long it has been since he or she quit smoking.

SMQ055

How old were you when you **last** smoked cigarettes?
Please enter an age.

1	2	3
4	5	6
7	8	9
0		

Clear

← Back Next →

SMQ650

On average, when you smoked during the past **30 days**, how many cigarettes did you smoke a day?
Please enter a number.

1	2	3
4	5	6
7	8	9
0		

Clear

← BACK NEXT →

SMQ078

How soon after you wake up do you smoke? Would you say ...

■ Within 5 minutes	■ From more than 2 hours to 3 hours
■ From 6 to 30 minutes	■ From more than 3 hours to 4 hours
■ From more than 30 minutes to one hour	■ More than four hours
■ From more than 1 hour to 2 hours	Clear

← BACK NEXT →

SMQ055 The SP is asked for the age when he or she last smoked cigarettes if he or she has not smoked a cigarette in over a year.

SMQ650 This question is important to establish the current intensity of the SP's smoking habit. The SP is asked, on the days that he or she smoked, for the average number of cigarettes smoked.

SMQ078 This is the second question that establishes the intensity of the SP's habit. Current smokers are asked to indicate how soon after they wake up they smoke.

SMQ671

During the past **12 months**, have you stopped smoking for longer than one day **because you were trying to quit smoking**?

Please select...

Yes

No

Clear

← BACK

NEXT →

SMQ681_

The following questions ask about use of tobacco or nicotine products in the past **5 days**.

← BACK

NEXT →

SMQ682

During the past **5 days**, including today, did you smoke cigarettes, pipes, regular cigars, cigarillos, or little filtered cigars, water pipes, or hookahs with tobacco?

Please select ...

Yes

No

Clear

← BACK

NEXT →

SMQ671 This question is used to determine if the SP has made any attempt in the past year to quit smoking.

SMQ681_ Introductory screen

SMQ682 This question, and the series that follow it, are used to quantify the level of usage for current users of smoking tobacco products.

Subjects who respond other than “Yes” skip to questions about e-cigarettes.

SMQ692A

Which of these products did you smoke?
Please select all that you used.

Cigarettes

Pipes

Regular cigars, cigarillos, or little filtered cigars

Water pipes or Hookahs with tobacco

SMQ692B

Which of these products did you smoke?
Please select all that you used.

Pipes

Regular cigars, cigarillos, or little filtered cigars

Water pipes or Hookahs with tobacco

SMQ692A If the SP reports having used any type of smoking tobacco product in the past 5 days, this question asks the SP to specify which types of products he or she has used. The remainder of this question series follows up with questions appropriate only to those products the SP reports using in the past 5 days. The “past 5 days” refers to the current day and the 4 days immediately preceding the interview.

SMQ692B SPs who reported smoking less than one cigarette in his or her lifetime or no cigarettes in the past 30 days, receive this alternate form of the question.

SMQ710

During the past **5 days**, including today, on how many days did you smoke cigarettes?
Please enter a number.

[Redacted]		
1	2	3
4	5	6
7	8	9
0		
Clear		

SMQ720

During the past **5 days**, including today, on the days you smoked, how many cigarettes did you smoke each day?
Please enter a number.

[Redacted]		
1	2	3
4	5	6
7	8	9
0		
Clear		

SMQ725

When did you smoke your last cigarette? Was it ...

<input type="checkbox"/> Today
<input type="checkbox"/> Yesterday
<input type="checkbox"/> 3 to 5 days ago
Clear

- SMQ710 This question quantifies the smoker's current use of cigarettes. SPs should count the number of days in the 4 days immediately before the interview and the day of the interview that they smoked cigarettes, even if they took only a few puffs.
- SMQ720 This question is asked of all current cigarette smokers to determine the number of cigarettes, not packs, smoked in the past 5 days. We are interested in the average number of cigarettes smoked per day, only for those days in the past five that the respondent smoked. If the respondent indicates that he or she smokes more than 95 cigarettes per day on average, the program will store a response of "95." The "95" response is visible to the SP only if the SP backs up to review his or her response.
- SMQ725 This question asks the respondent to indicate when in the past 5 days he or she last smoked a cigarette.

SMQ740

During the past **5 days**, including today, on how many days did you smoke a pipe?
Please enter a number.

1	2	3
4	5	6
7	8	9
0		
Clear		

◀ BACK NEXT ▶

SMQ771

During the past **5 days**, including today, on how many days did you smoke regular cigars, cigarillos, or little filtered cigars?
Please enter a number.

1	2	3
4	5	6
7	8	9
0		
Clear		

◀ BACK NEXT ▶

SMQ845

During the past 5 days, including today, on how many days did you smoke tobacco in a water pipe or Hookah?
Please enter a number.

1	2	3
4	5	6
7	8	9
0		
Clear		

◀ BACK NEXT ▶

SMQ740 If the respondent indicated that he or she smoked a pipe in the past 5 days, he or she will be asked this question. Refer to the specifications from SMQ710.

SMQ771 If the respondent indicated that he or she smoked a cigar, little cigar, or cigarillo in the past 5 days, he or she will be asked this question. Refer to the specifications from SMQ710.

Traditional cigars contain lightly rolled cured tobacco that is wrapped in a tobacco leaf. Cigarillos and little cigars are smaller than traditional cigars. Some are the same size as cigarettes and some come with plastic or wooden tips. Common brands are Black and Mild, Swisher Sweets, Dutch Master, Phillies Blunts, Prime Time and Winchester.

SMQ845 If the respondent indicated that he or she smoked tobacco in a water pipe or hookah in the past 5 days, he or she will be asked this question. Refer to the specifications from SMQ710.

A hookah is a water pipe with a smoke chamber, a bowl, a pipe and a hose. Tobacco (often flavored) is heated, and the smoke passes through water and is then drawn through a rubber hose to a mouthpiece. There are many types of hookahs. People often smoke in groups in cafes or in hookah bars.

SMQ846

During the past 5 days, including today, did you use e-cigarettes? You may also know them as JUUL[®], vape-pens, vapes, hookah-pens, e-hookahs, or vaporizers. These are battery-powered, usually contain liquid nicotine, and produce vapor instead of smoke?

Yes

No

Clear

BACK NEXT

SMQ849

During the past **5 days**, including today, on how many days did you use e-cigarettes?
Please enter a number.

1 2 3

4 5 6

7 8 9

0

Clear

BACK NEXT

SMQ851_

Smokeless tobacco products are placed in the mouth or nose and can include chewing tobacco, snuff, dip, snus or dissolvable tobacco.

BACK NEXT

SMQ846 This is the first of two questions about e-cigarette use. E-cigarettes look like regular cigarettes but are battery-powered. The device converts a nicotine-containing solution into a vapor mist (not smoke) which is inhaled by the user. It can be purchased as one-time disposable products or as reusable kits with a cartridge. Cartridges come in different flavors and nicotine concentrations. E-cigarettes are not regulated by the FDA as a nicotine delivery device.

SMQ849 If the respondent indicated that he or she smoked an e-cigarette in the past 5 days, he or she will be asked this question.

SMQ851_ Introductory screen for smokeless tobacco products.

SMQ851

During the past 5 days, including today, did you use any smokeless tobacco?

Please do not include nicotine replacement therapy products like patches, gum, lozenge or spray which are considered products to help you stop smoking.

Please select ...

Yes

No

Clear

[← BACK](#) [NEXT →](#)

SMQ853

Which of these products did you use?

Please select all that you used.

Chewing tobacco

Dissolvables

Snuff

Dip

Snus

Clear

[← BACK](#) [NEXT →](#)

SMQ800

During the past **5 days**, including today, on how many days did you use chewing tobacco, such as Redman, Levi Garrett or Beechnut?

Please enter a number.

1 2 3

4 5 6

7 8 9

0

Clear

[← BACK](#) [NEXT →](#)

SMQ851 This question, and the series that follow it, are used to quantify the level of usage for current users of smokeless tobacco products.

Subjects who respond other than “Yes” skip to questions about nicotine replacement therapy products.

SMQ853 If the SP reports having used any type of smokeless tobacco product in the past 5 days, this question asks the SP to specify which types of products he or she has used. The remainder of this question series follows up with questions appropriate to some of products the SP reports using in the past 5 days. The “past 5 days” refers to the current day and the 4 days immediately preceding the interview.

SMQ800 This question refers to the use of chewing tobacco. This tobacco-containing product is taken by mouth. The tobacco is not burned. If the respondent indicated that he or she used chewing tobacco in the past 5 days, he or she will be asked this question. Refer to the specifications from SMQ710.

SMQ817

During the past **5 days**, including today, on how many days did you use snuff, such as Skoal, Skoal Bandits, or Copenhagen?

Please enter a number.

[Redacted]		
1	2	3
4	5	6
7	8	9
0		
Clear		
← BACK		NEXT →

SMQ817 If the respondent indicated that he or she used snuff in the past 5 days, he or she will be asked this question. Snuff is taken by mouth or rarely, by nose. The tobacco is not burned. Refer to the specifications from SMQ710.

ALQ010_

The following questions ask about alcohol use. This includes beer, wine, wine coolers, and liquor such as rum, gin, vodka, or whiskey. This does not include drinking a few sips of wine for religious purposes.

← BACK

NEXT →

ALQ022

During your life, on how many days have you had at least one drink of alcohol?

Please select one of the following choices.

0 days

20 to 39 days

1 or 2 days

40 to 99 days

3 to 9 days

100 or more days

10 to 19 days

Clear

← BACK

NEXT →

ALQ010

How old were you when you had your **first** drink of alcohol, other than a few sips?

Please select one of the following choices.

8 years old or younger

15 or 16 years old

9 or 10 years old

17 years old or older

11 or 12 years old

Clear

13 or 14 years old

← BACK

NEXT →

4.4.3 Alcohol Use (ALQ)

This section obtains information on the use of alcohol. Sample persons 12-17 years are asked alcohol-related questions in the audio-CASI format.

ALQ010_ This screen introduces the section and provides the SP with a definition of a drink. A “drink” is essentially, what the SP considers a drink to be; for example, a glass or can of beer, a glass of wine, a shot of hard liquor, or a mixed drink. It does not include drinking small amounts of wine for religious purposes.

ALQ022 This question obtains information on how many days in the SP’s life he/she has had at least one drink of alcohol. If the SP reports drinking “0 days,” he/she will skip to the end of the section.

ALQ010 This question obtains information on when a respondent had his or her first drink of alcohol other than just a few sips. The SP is presented with several age ranges.

ALQ022

During your life, on how many days have you had at least one drink of alcohol?
Please select one of the following choices.

<input type="checkbox"/> 1 or 2 days	<input type="checkbox"/> 40 to 99 days
<input type="checkbox"/> 3 to 9 days	<input type="checkbox"/> 100 or more days
<input type="checkbox"/> 10 to 19 days	Clear
<input type="checkbox"/> 20 to 39 days	

[← BACK](#) [NEXT →](#)

ALQ031

During the past 30 days, on how many days did you have at least one drink of alcohol?
Please select one of the following choices.

<input type="checkbox"/> 0 days	<input type="checkbox"/> 10 to 19 days
<input type="checkbox"/> 1 or 2 days	<input type="checkbox"/> 20 to 29 days
<input type="checkbox"/> 3 to 5 days	<input type="checkbox"/> All 30 days
<input type="checkbox"/> 6 to 9 days	Clear

[← BACK](#) [NEXT →](#)

ALQ042

During the past 30 days, on how many days did you have 5 or more drinks of alcohol in a row, that is, within a couple of hours?
Please select one of the following choices.

<input type="checkbox"/> 0 days	<input type="checkbox"/> 6 to 9 days
<input type="checkbox"/> 1 day	<input type="checkbox"/> 10 to 19 days
<input type="checkbox"/> 2 days	<input type="checkbox"/> 20 or more days
<input type="checkbox"/> 3 to 5 days	Clear

[← BACK](#) [NEXT →](#)

ALQ022 Note that this question asks for the number of days in the SP's life that he or she had at least one drink of alcohol. Response categories presented are ranges in the number of days. Responses of zero days skip the subject to the end of the alcohol section.

ALQ031 This question narrows the reference period to the past 30 days. Note that there is a response option of "all 30 days." Responses of zero days skip the subject to the end of the alcohol section.

ALQ042 This item obtains information on potential alcohol abuse and problem drinking. Note that boys are asked for the number of days in the past 30 on which five or more drinks were consumed. Girls are asked for the number of days in the past 30 on which four or more drinks were consumed

DUQ200_

The following questions ask about use of drugs. Please remember that your answers to these questions will be kept confidential.

← BACK

NEXT →

DUQ005

The first questions are about marijuana or cannabis, also called pot or weed.

How old were you the **first time** you used marijuana or cannabis?

Please enter an age or enter zero if you have never used marijuana or cannabis.

1	2	3
4	5	6
7	8	9
0		

Clear

← BACK

NEXT →

DUQ230

During the **past 30 days**, on how many days did you use marijuana or cannabis?

Please enter a number.

1	2	3
4	5	6
7	8	9
0		

Clear

← BACK

NEXT →

4.4.4 Drug Use (DUQ)

This section is administered to SPs aged 12 to 59 years. The questions focus on lifetime and regular use of marijuana and hashish and street or recreational drugs, as well as, the intravenous use of these drugs. Additional questions on age of initiation of specific drugs, how long since last used, and frequency of use in the past 30 days are included in this section. No measurements for the presence of drug metabolites will be conducted. The use of drugs has been demonstrated to be a risk factor for sexually transmitted diseases. Injection drug use is also a risk for blood borne pathogens such as HIV, HBV, and HCV. Researchers will use the information on drug use along with sexual behavior questions to develop a profile of risk-taking behavior. Questions were added to the 2009-2010 NHANES survey to determine “regular” use of marijuana and hashish. These data are collected as co-factors to look at the potential association between oral HPV and head and neck squamous cell carcinoma.

DUQ200_ This screen introduces the section and reminds respondents that the information collected in the study is kept confidential.

DUQ005 DUQ200 through DUQ235 obtain information on marijuana and cannabis use. This screen provides alternate terms that may be used to refer to marijuana or cannabis.

The first question of the section also appears on this screen. This question asks SPs how old they were the first time they used marijuana.

SPs who have never used marijuana skip to DUQ250.

DUQ230 Only SPs who have used marijuana or cannabis are asked to report on how many days in the past 30 they used marijuana.

DUQ235

During the past **30 days**, in which of the following ways did you use marijuana the most often?
Please select one of the following choices.

<input type="checkbox"/> Smoke it (for example, in a joint, bong, blunt, or pipe)	<input type="checkbox"/> Dab it (for example, using waxes or concentrates)
<input type="checkbox"/> Eat it (for example, in brownies, cakes, cookies, or candy)	<input type="checkbox"/> Use it some other way
<input type="checkbox"/> Drink it (for example, in tea, cola, or alcohol)	<input type="checkbox"/> Clear
<input type="checkbox"/> Vaporize it (for example, in an e-cigarette-like vaporizer or another vaporizing device)	

DUQ250_

The following questions are about cocaine, including all the different forms of cocaine such as powder, "crack", "free base", and coca paste.

DUQ250

Have you **ever**, even once, used cocaine, in any form?
Please select ...

Yes

No

Clear

DUQ235 This question asks to select the ways they used marijuana most often during the past 30 days.

DUQ250_ This is the first of two questions on cocaine use. It lists the forms of cocaine of interest including powder, crack, free base, and coca paste.

DUQ250 DUQ250 asks respondents whether they have used any form of cocaine at least once in their lifetime. SPs who respond other than “yes” skip to DUQ290_.

DUQ270

How long has it been since you **last** used cocaine, in any form?
Please enter the number of days, weeks, months, or years, then select the unit of time.

1	2	3	Days	
4	5	6		Weeks
7	8	9		Months
0				Years
Clear				Clear

← BACK NEXT →

DUQ290_

The following questions are about heroin.

← BACK NEXT →

DUQ290

Have you **ever**, even once, used heroin?
Please select ...

Yes

No

Clear

← BACK NEXT →

DUQ270 This question asks SPs to indicate the length of time since they last used cocaine. This item requires the SP to enter a number and select a unit response.

DUQ290_ This is the first of two questions on heroin use.

DUQ290 DUQ290 asks respondents to indicate whether they've used heroin at least once in their lifetime.

SPs who answer other than "Yes" skip to DUQ330_.

DUQ310

How long has it been since you **last** used heroin?

Please enter the number of days, weeks, months, or years, then select the unit of time.

1	2	3	
4	5	6	Days
7	8	9	Weeks
			Months
			Years
			Clear
Clear			

[← BACK](#) [NEXT →](#)

DUQ330_

The following questions are about methamphetamine, also known as crank, crystal, ice or speed.

[← BACK](#) [NEXT →](#)

DUQ310 DUQ310 asks SPs to indicate the length of time since they last used heroin. This item requires the SP to enter a number and select a unit response.

DUQ330_ This is the first of two questions on methamphetamine use. Various street names for methamphetamine are provided.

DUQ330

Have you **ever**, even once, used methamphetamine?

Please select ...

Yes

No

Clear

← BACK NEXT →

DUQ350

How long has it been since you **last** used methamphetamine?

Please enter the number of days, weeks, months, or years, then select the unit of time.

1	2	3
4	5	6
7	8	9
0		
Clear		

Days
Weeks
Months
Years
Clear

← BACK NEXT →

DUQ330 This item asks SPs to indicate whether they've used methamphetamine at least once in their lifetime.

SPs who answer other than "Yes" skip to DUQ370_.

DUQ350 This item asks SPs to indicate the length of time since they last used methamphetamine. DUQ350 requires the SP to enter a number and select a unit response.

DUQ370_

The following questions are about the different ways that certain drugs can be used.

< BACK

NEXT >

DUQ370

Have you **ever**, even once, used a needle to inject a drug **not prescribed** by a doctor?

Please select ...

Yes

No

Clear

< BACK

NEXT >

DUQ380

Which of the following drugs have you injected using a needle?

Please select all the drugs that you injected.

Cocaine

Steroids

Heroin

Any other drugs

Methamphetamine

Clear

< BACK

NEXT >

DUQ370_ This screen introduces a series of questions on injection drug use (DUQ370–DUQ400).

DUQ370 DUQ370 asks respondents to indicate whether they've ever used a needle to inject drugs not prescribed by a doctor.

SPs who respond other than “Yes” skip to the end of the drug use questions.

DUQ380 This item asks SPs to specify the drug or drugs they've injected. Response options include cocaine, heroin, methamphetamine, or steroids. Respondents may also choose “any other drugs” if they've injected a drug that's not listed. This is a “code all that apply” item so SPs may select multiple responses.

DUQ400

How long ago has it been since you **last** used a needle to inject a drug not prescribed by a doctor?

Please enter the number of days, weeks, months, or years, then select the unit of time.

1			2			3			Days		
4			5			6			Weeks		
7			8			9			Months		
			0						Years		
Clear									Clear		
← BACK						NEXT →					

DUQ400 This item asks SPs to indicate the length of time since they last injected a drug not prescribed by a doctor. DUQ400 requires the SP to enter a number and select a unit response.

SXQ615_

The next set of questions is about your sexual history. By sex, we mean vaginal, oral, or anal sex. Please remember that your answers will be kept confidential.

[← BACK](#) [NEXT →](#)

SXQ615

Have you **ever** had **any** kind of sex?
Please select ...

Yes

No

Clear

[← BACK](#) [NEXT →](#)

SXQ700

Have you **ever** had vaginal sex, also called sexual intercourse, with a man? This means a man's penis in your vagina.
Please select ...

Yes

No

Clear

[← BACK](#) [NEXT →](#)

4.4.5 Sexual Behavior (SXQ)

Information on sexual behavior is key to reducing the risk of STDs, including acquired immunodeficiency syndrome (AIDS). Such behaviors include delaying onset of sexual intercourse by adolescents, minimizing number of sexual partners and utilizing barrier contraceptives. Participants 14-69 years are asked about types of sexual behavior they have participated in, age of first intercourse, number of total sexual partners, number of partners for specific types of sexual behavior, use of condoms, and history of sexually-transmitted diseases. (SPs 60-69 years old only receive select questions in this section.) The questions on sexual behavior are included to provide for: targeting risk reduction efforts; assessing the results of such effort, and improving current understanding of the epidemiology of STDs. Additional questions on oral sex are also included in order to assess associations between oral sexual behavior and oral HPV infection. SPs should report consensual and nonconsensual acts when responding to these questions. The Sexual Behavior questionnaire is split into two questionnaires, female and male.

4.4.5.1 Female Sexual Behavior (SXQ)

SXQ615_ This screen introduces the section. It provides a definition of sex to include vaginal, oral, or anal sex. The introduction includes a statement reassuring confidentiality, as the questions in this section deal with very private behaviors and issues.

SPs 14-17 years old will go to SXQ615. SPs 18+ years will go to SXQ700.

SXQ615 This question screens out SPs 14-17 years old who have never had sex. If the SP has never had sex, she will go to the end of the section.

SXQ700 This is the first question in the section for SPs 18+ years. This question asks if the SP ever had vaginal sex (sexual intercourse) with a man. A definition of vaginal sex is provided.

SXQ703

Have you **ever performed** oral sex on a man? This means putting your mouth on a man's penis or genitals.

Please select ...

Yes

No

Clear

[BACK](#) [NEXT](#)

SXQ706

Have you **ever** had anal sex? This means contact between a man's penis and your anus or butt.

Please select ...

Yes

No

Clear

[BACK](#) [NEXT](#)

SXQ709

Have you **ever** had **any** kind of sex with a woman? By sex, we mean sexual contact with another woman's vagina or genitals.

Please select ...

Yes

No

Clear

[BACK](#) [NEXT](#)

SXQ703 This question asks if the SP ever performed oral sex on a man. A definition of performing oral sex is provided.

SXQ706 This question asks if the SP ever had anal sex with a man. A definition of anal sex is provided.

SXQ709 This question asks if the SP ever had any kind of sex with a woman. A definition of “sex with a woman” is provided.

SXQ618

How old were you the first time you had **any** kind of sex, including vaginal, anal, or oral?
Please enter an age.

1	2	3
4	5	6
7	8	9
0		

Clear

← BACK NEXT →

SXQ712

In **your lifetime**, with how many **men** have you had **any** kind of sex?
Please enter a number.

1	2	3
4	5	6
7	8	9
0		

Clear

← BACK NEXT →

SXQ718

In the **past 12 months**, with how many **men** have you had **any** kind of sex?
Please enter a number or enter zero for none.

1	2	3
4	5	6
7	8	9
0		

Clear

← BACK NEXT →

SXQ618 This question asks how old the SP was the first time she had any kind of sex.

SXQ712 Female SPs are asked for the total number of men with whom they've had any kind of sex in their entire lifetime. If the SP enters a response of zero, an error message will appear alerting the SP that her response is inconsistent with her previous responses about male sex partners.

SXQ718 Female SPs are asked for the total number of men with whom they've had any kind of sex in the past 12 months. If the SP's response is greater than the lifetime number of male partners that was previously reported, an error message will appear.

SXQ724

In **your lifetime**, with how many **men** have you had **vaginal** sex? Vaginal sex means a man's penis in your vagina.

Please enter a number.

[Redacted]		
1	2	3
4	5	6
7	8	9
0		
Clear		
BACK		NEXT

SXQ727

In the **past 12 months**, with how many **men** have you had **vaginal** sex? Vaginal sex means a man's penis in your vagina.

Please enter a number or enter zero for none.

[Redacted]		
1	2	3
4	5	6
7	8	9
0		
Clear		
BACK		NEXT

SXQ724 Female SPs who report having vaginal sex in SXQ700 are asked for the total number of men with whom they've had vaginal sex in their entire lifetime. A definition is provided.

If the SP enters a response of zero, an error message will appear alerting the SP that her response is inconsistent with her previous responses about male vaginal sex partners. If the SP's response is greater than the lifetime number of male partners that was previously reported, an error message will appear.

SXQ727 Female SPs who report having vaginal sex in SXQ700 are asked for the total number of men with whom they've had vaginal sex in the past 12 months. A definition is provided.

If the SP's response is greater than the lifetime number of male vaginal sex partners that was previously reported, an error message will appear.

SXQ624

In your **lifetime**, on how many **men** have you **performed oral** sex?
Please enter a number.

1 2 3
4 5 6
7 8 9
0

Clear

BACK NEXT

SXQ627

In the **past 12 months**, on how many **men** have you **performed oral** sex?
Please enter a number or enter zero for none.

1 2 3
4 5 6
7 8 9
0

Clear

BACK NEXT

SXQ624 Female SPs who report performing oral sex on a man in SXQ703 are asked for the total number of men on whom they've performed oral sex in their entire lifetime.

If the SP enters a response of zero, an error message will appear alerting the SP that her response is inconsistent with her previous responses about male oral sex partners.

SXQ627 Female SPs who report performing oral sex on a man in SXQ703 are asked for the total number of men on whom they've performed sex in the past 12 months.

If the SP's response is greater than the lifetime number of male oral sex partners that was previously reported, an error message will appear.

SXQ736

In **your lifetime** with how many **women** have you had sex? By sex, we mean sexual contact with another woman's vagina or genitals.

Please enter a number.

1	2	3
4	5	6
7	8	9
0		

Clear

BACK NEXT

SXQ739

In the **past 12 months**, with how many **women** have you had sex? By sex, we mean sexual contact with another woman's vagina or genitals.

Please enter a number or enter zero for none.

1	2	3
4	5	6
7	8	9
0		

Clear

BACK NEXT

SXQ741

Have you **ever performed oral** sex on a **woman**? Performing oral sex means your mouth on a woman's vagina or genitals.

Please select ...

Yes

No

Clear

BACK NEXT

SXQ736 Female SPs who report having sex with a woman in SXQ709 are asked for the total number of women with whom they've had sex in their entire lifetime. A definition is provided.

If the SP enters a response of zero, an error message will appear alerting the SP that her response is inconsistent with her previous responses about sex with a female partner.

SXQ739 Female SPs who report having sex with a woman in SXQ709 are asked for the total number of women with whom they've had sex in the past 12 months. A definition is provided.

If the SP's response is greater than the lifetime number of female partners that was previously reported, an error message will appear.

SXQ741 This question asks if the SP has ever performed oral sex on a woman. A definition is provided.

SXQ636

In your lifetime, on how many women have you performed oral sex?
Please enter a number.

1 2 3
4 5 6
7 8 9
0

Clear

BACK NEXT

SXQ639

In the past 12 months, on how many women have you performed oral sex?
Please enter a number or enter zero for none.

1 2 3
4 5 6
7 8 9
0

Clear

BACK NEXT

SXQ636 Female SPs who report performing oral sex on a woman in SXQ741 are asked for the total number of women on whom they've performed oral sex in their entire lifetime.

If the SP enters a response of zero, an error message will appear alerting the SP that her response is inconsistent with her previous responses about female oral sex partners.

SXQ639 Female SPs who report performing oral sex on a woman in SXQ741 are asked for the total number of women on whom they've performed oral sex in the past 12 months.

If the SP's response is greater than the lifetime number of female oral sex partners that was previously reported, an error message will appear.

SXQ645

When you **performed oral** sex in the **past 12 months**, how often would you use **protection**, like a condom or dental dam?

Please select one of the following choices.

<input type="checkbox"/> Never	<input type="checkbox"/> Always
<input type="checkbox"/> Rarely	<input type="checkbox"/> Unsure
<input type="checkbox"/> Usually	<input type="button" value="Clear"/>

SXQ648

In the **past 12 months**, did you have **any** kind of sex with a person that you never had sex with before?

Please select ...

<input type="checkbox"/> Yes
<input type="checkbox"/> No
<input type="button" value="Clear"/>

SXQ645 If an SP reports having oral sex in the past 12 months in SXQ627 or SXQ639, they are asked how often during the past 12 months they used a condom or dental dam when performing oral sex.

SXQ648 Females reporting sexual activity in the past 12 months (SXQ718, SXQ727, and SXQ739) are asked if they had sex with a person during that time that they never had sex with before.

SXQ610

In the **past 12 months**, about how many **times** have you had vaginal or anal sex?
Please select one of the following choices.

<input type="checkbox"/> Never	<input type="checkbox"/> 52-103 times
<input type="checkbox"/> Once	<input type="checkbox"/> 104-364 times
<input type="checkbox"/> 2-11 times	<input type="checkbox"/> 365 times or more
<input type="checkbox"/> 12-51 times	Clear

[BACK](#) [NEXT](#)

SXQ250

In the **past 12 months**, about how often have you had vaginal or anal sex without using a condom?
Please select one of the following choices.

<input type="checkbox"/> Never	<input type="checkbox"/> Not always, but more than half the time
<input type="checkbox"/> Less than half of the time	<input type="checkbox"/> Always
<input type="checkbox"/> About half of the time	Clear

[BACK](#) [NEXT](#)

SXQ610 Female SPs who report having vaginal or anal sex (SXQ700 & SXQ706) are asked how many times they had vaginal and/or anal sex in the past 12 months.

SXQ250 Female SPs who have had vaginal or anal sex at least once in the past year are asked how frequently they had unprotected sex.

SXQ260

Has a doctor or other health care professional **ever** told you that you had genital herpes?

Please select ...

Yes

No

Clear

[← BACK](#) [NEXT →](#)

SXQ265

Has a doctor or other health care professional **ever** told you that you had genital warts?

Please select ...

Yes

No

Clear

[← BACK](#) [NEXT →](#)

SXQ260 All SPs (14-59) who have indicated that they have ever been sexually active are asked a series of questions regarding sexually transmitted diseases.

Questions SXQ260 – SXQ753 ask SPs if a health care professional has **ever** told them that they had these conditions.

Genital herpes is a highly contagious venereal disease of the genitalia of either sex.

SXQ265 Genital warts are an elevation of viral origin upon the skin of the genitalia.

SXQ267

How old were you when you were first told that you had genital warts?
Please enter an age.

1	2	3
4	5	6
7	8	9
0		
Clear		

← BACK NEXT →

SXQ753

Has a doctor or other health care professional **ever** told you that you had human papillomavirus or HPV?
Please select ...

<input type="checkbox"/> Yes
<input type="checkbox"/> No
Clear

← BACK NEXT →

SXQ267 SPs who report having genital warts are asked the age when she was first told.

SXQ753 Genital human papillomavirus (HPV) is the most common sexually transmitted infection (STI). The virus infects the skin and mucous membranes. There are more than 40 HPV types that can infect the genital areas of men and women, including the skin of the penis, vulva (area outside the vagina), and anus, and the linings of the vagina, cervix, and rectum.

Approximately 20 million Americans are currently infected with HPV, and another 6.2 million people become newly infected each year. At least 50 percent of sexually active men and women acquire genital HPV infection at some point in their lives.

Error 1

Your response is not consistent with your previous responses about male sex partners. Please press the "Back" button, press "Clear," and try again.

← BACK

Error 2

Your response is not consistent with your previous responses about sex with a female partner. Please press the "Back" button, press "Clear," and try again.

← BACK

Error 3

Your response is greater than your lifetime number of male partners. Please press the "Back" button, press "Clear," and try again.

← BACK

Error 1 This is an example of an error message that will appear if an SP enters a response that is inconsistent with previous responses.

Error 2 This is another example of an error message that will appear if an SP enters a response that is inconsistent with previous responses.

Error 3 This is an example of an error message that will appear if an SP enters a response that is greater than the lifetime number of partners than was previously reported.

SXQ615_

The next set of questions is about your sexual history. By sex, we mean vaginal, oral, or anal sex. Please remember that your answers will be kept confidential.

[← BACK](#) [NEXT →](#)

SXQ615

Have you **ever** had **any** kind of sex?
Please select ...

Yes

No

Clear

[← BACK](#) [NEXT →](#)

SXQ800

Have you **ever** had vaginal sex, also called sexual intercourse, with a woman? This means your penis in a woman's vagina.
Please select ...

Yes

No

Clear

[← BACK](#) [NEXT →](#)

4.4.5.2 Male Sexual Behavior (SXQ)

SXQ615_ This screen introduces the section. It provides a definition of sex to include vaginal, oral, or anal sex. The introduction includes a statement reassuring confidentiality, as the questions in this section deal with very private behaviors and issues.

SPs 14-17 years old will go to SXQ615. SPs 18+ years will go to SXQ800.

SXQ615 This question screens out SPs 14-17 years old who have never had sex. If the SP has never had sex, he will go to the end of the section.

SXQ800 This is the first question in the section for SPs 18+ years. This question asks if the SP ever had vaginal sex (sexual intercourse) with a woman. A definition of vaginal sex is provided.

SXQ803

Have you **ever performed** oral sex on a woman? This means putting your mouth on a woman's vagina or genitals.

Please select ...

Yes

No

Clear

[← BACK](#) [NEXT →](#)

SXQ806

Have you **ever** had anal sex with a woman? Anal sex means contact between your penis and a woman's anus or butt.

Please select ...

Yes

No

Clear

[← BACK](#) [NEXT →](#)

SXQ809

Have you **ever** had **any** kind of sex with a man, including oral or anal?

Please select ...

Yes

No

Clear

[← BACK](#) [NEXT →](#)

SXQ803 This question asks if the SP ever performed oral sex on a woman. A definition of performing oral sex is provided.

SXQ806 This question asks if the SP ever had anal sex with a woman. A definition of anal sex is provided.

SXQ809 This question asks if the SP ever had any kind of sex with a man, including oral or anal.

SXQ618

How old were you the first time you had **any** kind of sex, including vaginal, anal, or oral?
Please enter an age.

1 2 3
4 5 6
7 8 9
0

Clear

BACK NEXT

SXQ812

In **your lifetime**, with how many **women** have you had **any** kind of sex?
Please enter a number.

1 2 3
4 5 6
7 8 9
0

Clear

BACK NEXT

SXQ818

In the **past 12 months**, with how many **women** have you had **any** kind of sex?
Please enter a number or enter zero for none.

1 2 3
4 5 6
7 8 9
0

Clear

BACK NEXT

SXQ618 This question asks how old the SP was the first time he had any kind of sex.

SXQ812 Male SPs are asked for the total number of women with whom they've had any kind of sex in their entire lifetime. If the SP enters a response of zero, an error message will appear alerting the SP that his response is inconsistent with his previous responses about female sex partners.

SXQ818 Male SPs are asked for the total number of women with whom they've had any kind of sex in the past 12 months. If the SP's response is greater than the lifetime number of female partners that was previously reported, an error message will appear.

SXQ824

In **your lifetime**, with how many **women** have you had **vaginal** sex? Vaginal sex means your penis in a woman's vagina.

Please enter a number.

[Redacted]		
1	2	3
4	5	6
7	8	9
0		
Clear		
BACK		NEXT

SXQ827

In the **past 12 months**, with how many **women** have you had **vaginal** sex? Vaginal sex means your penis in a woman's vagina.

Please enter a number or enter zero for none.

[Redacted]		
1	2	3
4	5	6
7	8	9
0		
Clear		
BACK		NEXT

SXQ824 Male SPs who report having vaginal sex in SXQ800 are asked for the total number of women with whom they've had vaginal sex in their entire lifetime. A definition is provided.

If the SP enters a response of zero, an error message will appear alerting the SP that his response is inconsistent with his previous responses about female vaginal sex partners. If the SP's response is greater than the lifetime number of female partners that was previously reported, an error message will appear.

SXQ827 Male SPs who report having vaginal sex in SXQ800 are asked for the total number of women with whom they've had vaginal sex in the past 12 months. A definition is provided.

If the SP's response is greater than the lifetime number of female vaginal sex partners that was previously reported, an error message will appear.

SXQ636

In your lifetime, on how many women have you performed oral sex?
Please enter a number.

1	2	3
4	5	6
7	8	9
0		

Clear

◀ BACKNEXT ▶

SXQ639

In the past 12 months, on how many women have you performed oral sex?
Please enter a number or enter zero for none.

1	2	3
4	5	6
7	8	9
0		

Clear

◀ BACKNEXT ▶

SXQ636 Male SPs who report performing oral sex on a woman in SXQ803 are asked for the total number of women on whom they've performed oral sex in their entire lifetime.

If the SP enters a response of zero, an error message will appear alerting the SP that his response is inconsistent with his previous responses about female oral sex partners.

SXQ639 Male SPs who report performing oral sex on a woman in SXQ803 are asked for the total number of women on whom they've performed oral sex in the past 12 months.

If the SP's response is greater than the lifetime number of female oral sex partners that was previously reported, an error message will appear.

SXQ410

In **your lifetime**, with how many **men** have you had anal or oral sex?
Please enter a number or enter zero for none.

1 2 3
4 5 6
7 8 9
0
Clear

BACK NEXT

SXQ550

In the **past 12 months**, with how many **men** have you had anal or oral sex?
Please enter a number or enter zero for none.

1 2 3
4 5 6
7 8 9
0
Clear

BACK NEXT

SXQ836

In **your lifetime**, with how many **men** have you had anal sex?
Please enter a number or enter zero for none.

1 2 3
4 5 6
7 8 9
0
Clear

BACK NEXT

SXQ410 Male SPs are asked for the total number of men with whom they have had anal or oral sex in their entire lifetime.

If the SP enters a response of zero, an error message will appear alerting the SP that his response is inconsistent with his previous responses about male sex partners.

SXQ550 Male SPs who have had at least one male sexual partner in their lifetime are asked how many males they've had anal or oral sex with in the past year.

If the SP's response is greater than the lifetime number of male partners that was previously reported, an error message will appear.

SXQ836 Male SPs who report having sex with a man in SXQ809 are asked for the total number of men with whom they've had anal sex in their entire lifetime.

SXQ841

In the **past 12 months**, with how many **men** have you had anal sex?
Please enter a number or enter zero for none.

1	2	3
4	5	6
7	8	9
0		

Clear

BACK NEXT

SXQ853

Have you **ever performed oral** sex on a **man**? Performing oral sex means your mouth on a man's penis or genitals.
Please select ...

Yes

No

Clear

BACK NEXT

SXQ841 Male SPs who report having sex with a man in SXQ809 are asked for the total number of men with whom they've had anal sex in the past 12 months.

If the SP's response is greater than the lifetime number of male partners that was previously reported, an error message will appear.

SXQ853 This question asks if the SP has ever performed oral sex on a man. A definition is provided.

SXQ624

In your **lifetime**, on how many **men** have you **performed oral** sex?
Please enter a number.

1 2 3
4 5 6
7 8 9
0

Clear

BACK NEXT

SXQ627

In the **past 12 months**, on how many **men** have you **performed oral** sex?
Please enter a number or enter zero for none.

1 2 3
4 5 6
7 8 9
0

Clear

BACK NEXT

SXQ624 Male SPs who report performing oral sex on a man in SXQ803 are asked for the total number of men on whom they've performed oral sex in their entire lifetime.

If the SP enters a response of zero, an error message will appear alerting the SP that his response is inconsistent with his previous responses about male oral sex partners.

SXQ627 Male SPs who report performing oral sex on a man in SXQ803 are asked for the total number of men on whom they've performed sex in the past 12 months.

If the SP's response is greater than the lifetime number of male oral sex partners that was previously reported, an error message will appear.

SXQ645

When you **performed oral sex** in the **past 12 months**, how often would you use **protection**, like a condom or dental dam?

Please select one of the following choices.

<input type="checkbox"/> Never	<input type="checkbox"/> Always
<input type="checkbox"/> Rarely	<input type="checkbox"/> Unsure
<input type="checkbox"/> Usually	<input type="button" value="Clear"/>

SXQ648

In the **past 12 months**, did you have **any** kind of sex with a person that you never had sex with before?

Please select ...

<input type="checkbox"/> Yes
<input type="checkbox"/> No
<input type="button" value="Clear"/>

SXQ610

In the **past 12 months**, about how many **times** have you had vaginal or anal sex?

Please select one of the following choices.

<input type="checkbox"/> Never	<input type="checkbox"/> 52-103 times
<input type="checkbox"/> Once	<input type="checkbox"/> 104-364 times
<input type="checkbox"/> 2-11 times	<input type="checkbox"/> 365 times or more
<input type="checkbox"/> 12-51 times	<input type="button" value="Clear"/>

SXQ645 If an SP reports having oral sex in the past 12 months in SXQ627 or SXQ639, they are asked how often during the past 12 months they used a condom or dental dam when performing oral sex.

SXQ648 Males reporting sexual activity in the past 12 months (SXQ818, SXQ827, and SXQ841) are asked if they had sex with a person during that time that they never had sex with before.

SXQ610 Male SPs who report having vaginal or anal sex (SXQ800 & SXQ806) are asked how many times they had vaginal and/or anal sex in the past 12 months.

SXQ250

In the **past 12 months**, about how often have you had vaginal or anal sex without using a condom?
Please select one of the following choices.

<input type="checkbox"/> Never	<input type="checkbox"/> Not always, but more than half the time
<input type="checkbox"/> Less than half of the time	<input type="checkbox"/> Always
<input type="checkbox"/> About half of the time	Clear

[BACK](#) [NEXT](#)

SXQ260

Has a doctor or other health care professional **ever** told you that you had genital herpes?
Please select ...

<input type="checkbox"/> Yes
<input type="checkbox"/> No
Clear

[BACK](#) [NEXT](#)

SXQ265

Has a doctor or other health care professional **ever** told you that you had genital warts?
Please select ...

<input type="checkbox"/> Yes
<input type="checkbox"/> No
Clear

[BACK](#) [NEXT](#)

SXQ250 Male SPs who have had vaginal or anal sex at least once in the past year are asked how frequently they had unprotected sex.

SXQ260 All SPs (14-59) who have indicated that they have ever been sexually active are asked a series of questions regarding sexually transmitted diseases.

Questions SXQ260 and SXQ265 ask SPs if a health care professional has **ever** told them that they had these conditions.

Genital herpes is a highly contagious venereal disease of the genitalia of either sex.

SXQ265 Genital warts are an elevation of viral origin upon the skin of the genitalia.

SXQ267

How old were you when you were first told that you had genital warts?
Please enter an age.

1	2	3
4	5	6
7	8	9
0		

Clear

← BACK NEXT →

SXQ280

Are you circumcised or uncircumcised?
Please select ...

	
<input type="checkbox"/> Circumcised	<input type="checkbox"/> Uncircumcised

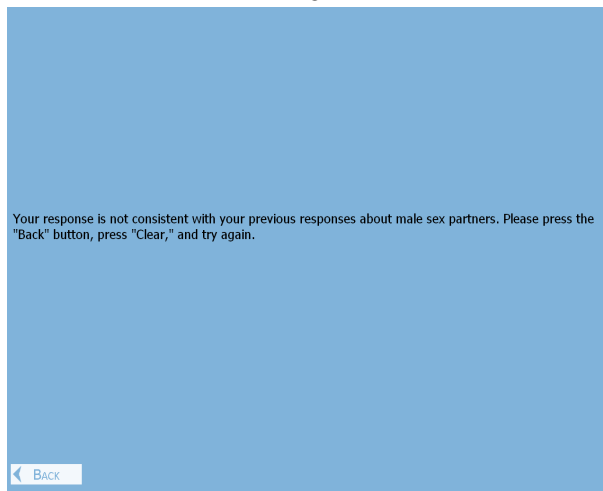
Clear

← BACK NEXT →

SXQ267 SPs who report having genital warts are asked the age when he was first told.

SXQ280 Male SPs age 14-59, regardless of whether they've been sexually active, answer question SXQ280. Circumcision is the surgical process of removing the foreskin of the penis. This procedure, if done, is performed on babies, often within a few days of being born.

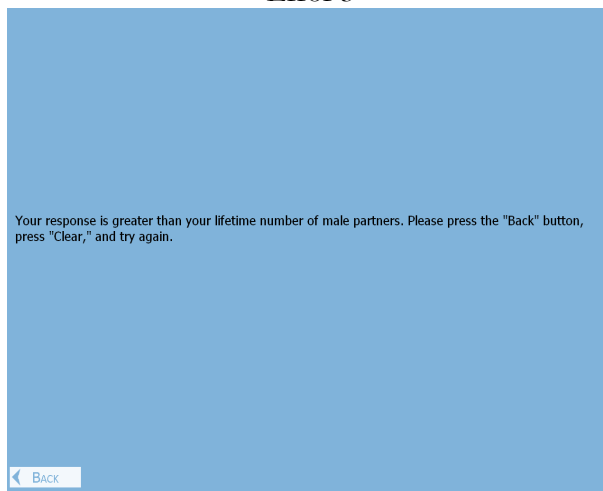
Error 1



Error 2



Error 3

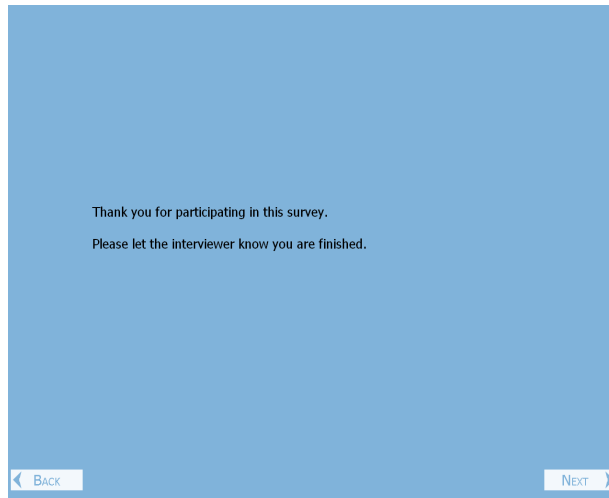


Error 1 This is an example of an error message that will appear if an SP enters a response that is inconsistent with previous responses.

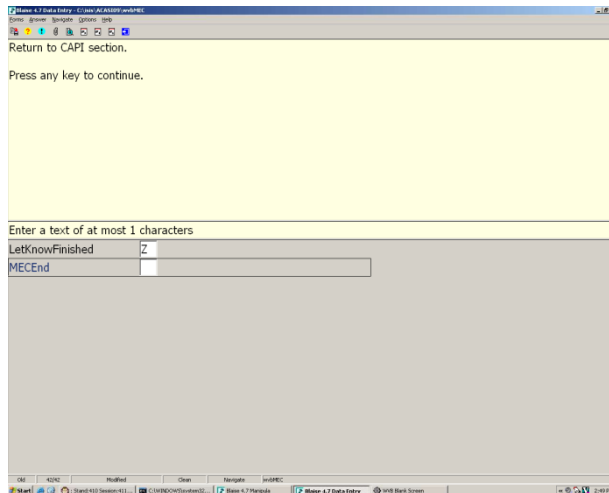
Error 2 This is another example of an error message that will appear if an SP enters a response that is inconsistent with previous responses.

Error 3 This is an example of an error message that will appear if an SP enters a response that is greater than the lifetime number of partners than was previously reported.

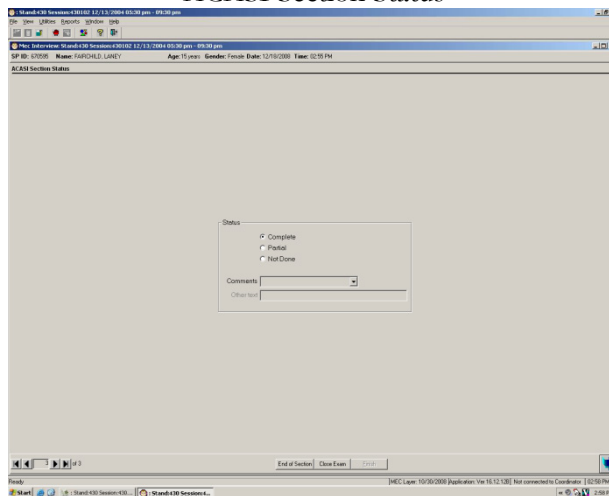
Final ACASI Screen



ACASI End Screen



ACASI Section Status



4.4.6 Ending the Audio-CASI Interview

Final ACASI Screen When the SP has answered the final question appropriate for his or her age and gender, the program displays a screen that thanks the SP for his or her participation and instructs the SP to inform the MEC interviewer that he or she is finished.

After the SP notifies you that he or she has completed the audio-CASI portion of the interview, you will return to the interview room to close out this section of the interview and proceed with the remainder of the interview.

Unless the SP needs to back-up or change an answer, turn the computer so that it is facing you. Select “Next” on the touch screen.

ACASI End Screen Press “Enter” on the keyboard to exit the ACASI interview.

ACASI Section Status The ACASI section status will be pre-selected. Press “Next” to continue.

Stand:410 Session:410060 08/24/2004 08:30 am - 12:30 pm

File View Utilities Reports Window Help

MEC Interview: Stand:410 Session:410060 08/24/2004 08:30 am - 12:30 pm

SP ID: 916906 Name: FONTANA2, FREDDIE Age: 16 years Gender: Male Date: 12/23/2008 Time: 01:44 PM

Verify Street Address

I would like to verify your address. Please give me your complete address.

Additional Address Line

Street #	Dir Pre	Street Name	St/Rd/Ave	Dir Post
177		NORTHERN	AVE	

Unit/Apt/Bldg	Unit #	PO Box	RRHC #	RRHC Box
APT	2			

City	State	Zip
FAIRFAX	VA	12345

Is your mailing address the same as your street address?

Did you live at this address on 5/17/2005?

End of Section Close Exam Finish

Ready MEC Layer: 10/30/2008 Application: 9.0.0 Not connected to Coordinator 01:45 PM

Start Stand:410 Session:4...

1:45 PM

4.5 Critical Data Items (CDI)

Critical data items (CDI) are verified and/or collected for SPs 12 years of age and older in the final section of the MEC interview. For most SPs this information will have been collected previously by one of the field interviewers. At the time of the MEC interview, it is your responsibility to attempt data collection for all missing items and to verify the existing information for selected items.

Verify Street Address The CDI section begins with a request to verify the SP’s street address. Verify that the existing information is correct and make any changes, as necessary.

Enter the address in the appropriate fields as follows:

- **Additional Address Line:** Use this field to enter additional address information that is not a street address. Examples include a university name, a nursing home name, or the name of an apartment complex. You should also use this field if a subject receives mail in care of another person (e.g., c/o John Jones).
- **Street #, Dir Pre, Street Name, St/Rd/Ave, Dir Post:** Enter the street number in the first data field on this line. When applicable, select the appropriate directional prefix or suffix (N, S, NE, SW, etc.) from the drop-down menu in the second and fifth data fields. Enter the complete street name in the third data field. Use the drop-down menu in the fourth field to select the street type (e.g., ST, RD, AVE, etc.).
- **Unit/Apt./Bldg.:** Use this field in conjunction with Unit # to indicate whether the number refers to an apartment, lot, room, suite, building, etc.
- **Unit #:** Enter the actual apartment (room, suite, bldg., etc.) unit number in this field.
- **PO Box, RRHC #, RRHC Box:** When applicable, enter a post office box number in the first field, a rural route number in the second field, and a rural post office box number in the third field. If a PO box number or Rural Route number is added and there is a street address, there will be a prompt to “Remove the street address.” Delete the street address as directed.
- **City, State, Zip:** Enter the full name of the city in the first field. Use the drop-down menu in the second field to select the appropriate state abbreviation. Enter the full six-digit ZIP code plus the four-digit suffix, when known.

After verifying the street address, determine whether the SP’s mailing address is the same as his or her street address and whether he or she lived at his or her current address at the time of the screener interview.

Standard Interview (0000 00/24/2004 08:30 am - 12:30 pm)

SP ID: 99396 Name: FONTANA, FREDDIE Age: 15 years Gender: Male Date: 12/23/2008 Time: 01:41 PM

Verify Mailing Address

In case we have to contact you again, please give me your complete mailing address.

Additional Address Line:

Street #	Dir	Pre	Street Name	City/Town	Dir	Post
177			NORTHERN	PAVE		

Mail/Post/Box	Unit #	PO Box	ZIP Code	ZIP Code

City: State: Zip:

End of Section | Close Exam | Exit

MEC Learn: 10/30/2008 | Application: 3.0.0 | Not connected to Coordinator | 01:41 PM

Standard Interview (0000 00/24/2004 08:30 am - 12:30 pm)

SP ID: 99396 Name: FONTANA, FREDDIE Age: 15 years Gender: Male Date: 12/23/2008 Time: 01:44 PM

Verify Phone numbers

Please give me your home telephone number.

IF NO HOME PHONE:
Is there another number where you can be reached? Where is that phone located?

Phone Type	Phone No.	Ext.
Home	202-555-1212	1000

Don't Know | Submit | End of Section | Close Exam | Exit

MEC Learn: 10/30/2008 | Application: 3.0.0 | Not connected to Coordinator | 01:44 PM

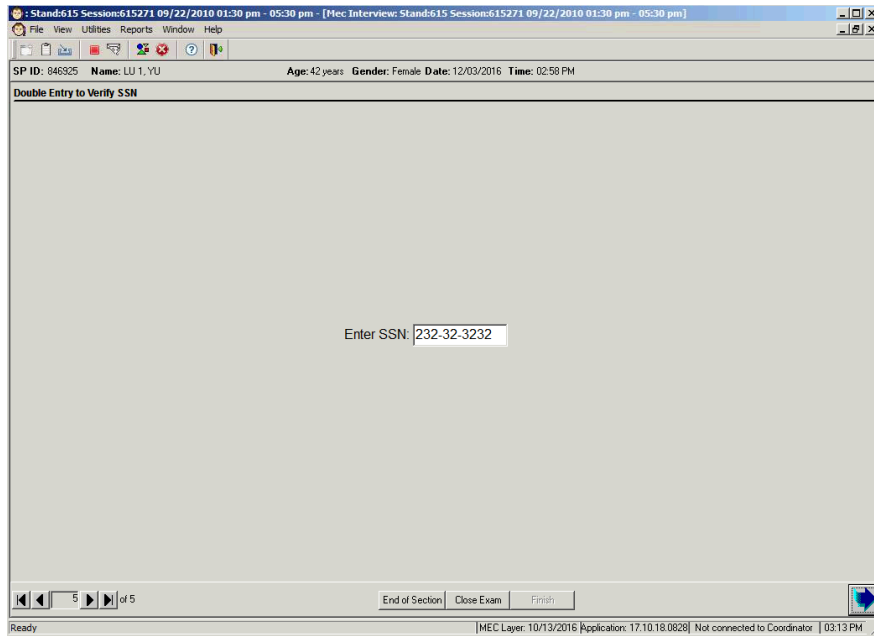
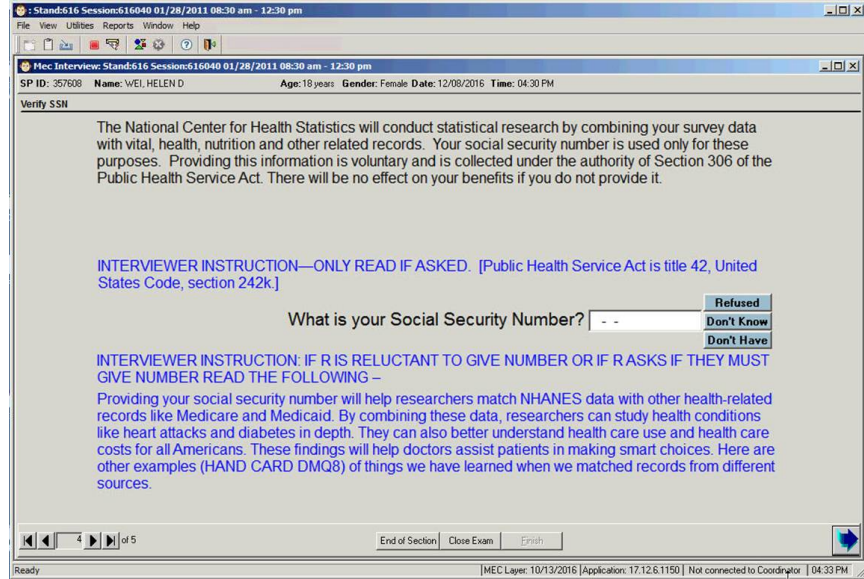
Click the arrow in the bottom right hand corner to bring up the next appropriate screen. If the mailing address differs from the street address, the program displays the “Verify Mailing Address” screen. Otherwise, the program displays the “Verify Phone Numbers” screen.

Verify Mailing Address The screen will contain any mailing address information we have for the SP. Verify that the information is correct and make any changes, as necessary, in the same manner as for street address. After verifying the mailing address, click the arrow in the bottom right hand corner to proceed to the “Verify Phone Numbers” screen.

Verify Phone Numbers The screen will display any phone numbers we have collected for the SP. You cannot delete an existing phone number. You can only update existing number or add new numbers.

Verify that the home phone number reported by the SP is among the numbers listed. If not, click on “Insert” and the program will provide another row for an additional number. Select “Home” from the drop-down menu under “Phone type,” and enter the phone number and extension, as applicable, in the designated fields. If the SP reports that he or she does not have a home phone, check that this information isn’t already in the system. If not, click on “Insert” to enter a new phone number, highlight “Home” under phone type, and click on the box labeled “Don’t Have.”

If the SP does not have a home phone, read the probes to obtain additional phone numbers where the SP can be contacted. After checking that any additional numbers are not in the system, choose the correct phone type (office, mobile, other) and enter the phone number and extension, as appropriate. If you select a phone type of “other” an additional data field appears in which you should type in an explanation of where the phone is located.



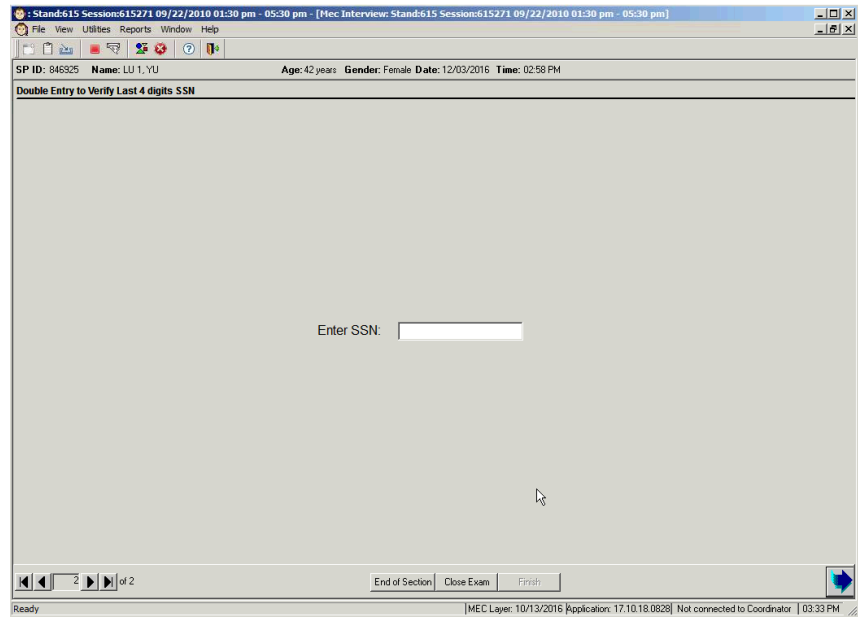
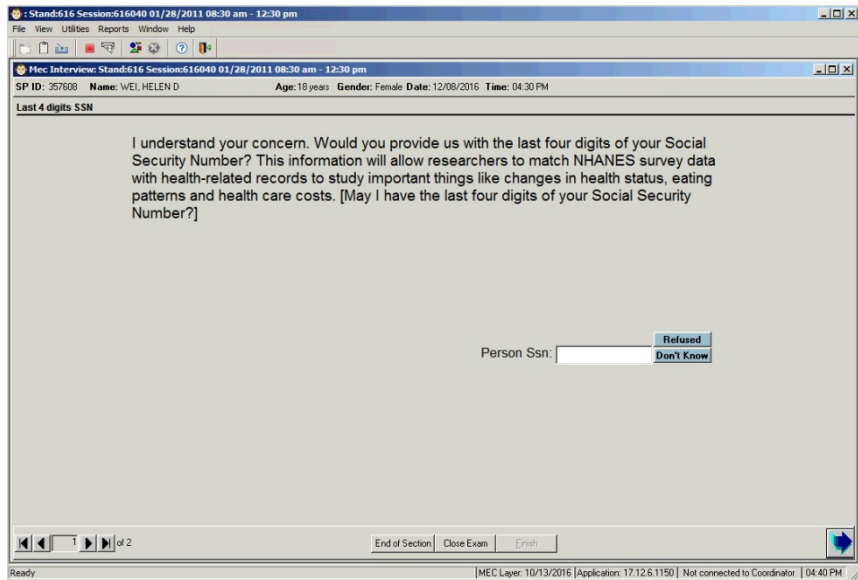
Verify SSN If a valid Social Security Number (SSN) has been collected previously for this SP, the software will not display this screen. If a response of “don’t have” was previously recorded, confirm that the SP does not have a Social Security number. Occasionally, the SP may not have had an SSN at the time of the interview in the home, but has since obtained one. When attempting data collection for this item, you must read the entire question, including the lengthy disclaimer text.

The interviewer instruction gives more details about the Public Health Service Act. As indicated on the screen, this instruction should be read only if the SP asks.

The additional text should be read only if the SP asks for further clarification on the use of his or her SSN. A hand card is provided with examples of things learned from matching records with different sources.

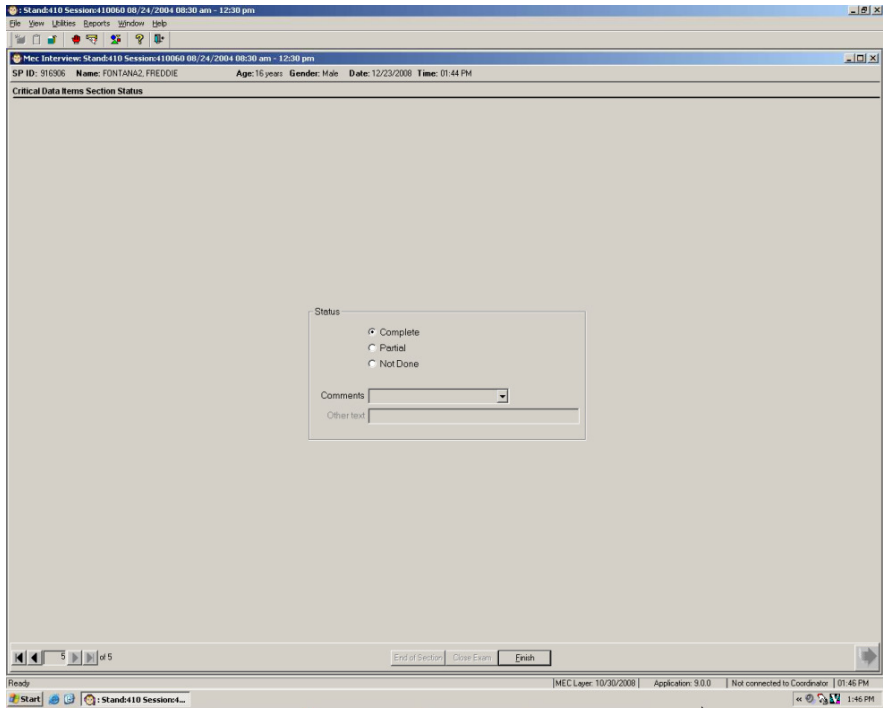
Press the arrow in the bottom right hand corner to proceed to the next screen.

Double Entry To reduce data entry errors, you will be required to enter the SPs SSN again if they provide it. If the entries do not match, you will receive an error message.



Last Four Digits SPs who do not provide an SSN will be asked to provide the last four digits of their SSN.

Double Entry To reduce data entry errors, you will be required to enter the last four digits of the SP's SSN again if they provide it. If the entries do not match, you will receive an error message.



CDI Section Status The section status will be prefilled and does not allow you to edit it. The status for the CDI section should always prefill to a “complete” status. Press “Finish” to exit the critical data section and exit the MEC Interview application.

THIS PAGE IS INTENTIONALLY LEFT BLANK.

5. Mental Health Referrals

This chapter describes the role of the mobile examination center (MEC) interviewer in identifying and documenting situations that warrant a referral to the MEC physician.

5.1 Referral Procedures

Certain information volunteered or reported during the MEC Interview should prompt a referral to the MEC physician. These situations are listed in Section 5.2. When the interviewer exits the Blaise CAPI instrument, the application will extract the DPQ.090 response and automatically post a mental health observation to the physician, alerting the physician that the examinee needs to be seen prior to leaving the MEC. The physician is responsible for assessing the mental health problem and facilitating a referral, when needed.

5.2 Situations Requiring a Mental Health Referral

Study participants (SPs) aged 12 years and older will be referred to the MEC physician prior to leaving the examination center in the following circumstances:

- During the Depression section (DPQ) of the Blaise CAPI interview, the SP reports that in the **past two weeks**, there have been several days or more when the SP had thoughts that he or she would be better off dead **or** the SP had thoughts about hurting himself or herself (i.e., SP responds “several days” [code 1], “more than half the days” [code 2], or “nearly every day” [code 3] to DPQ.090.)
- The participant becomes visibly upset while answering the question about suicide (e.g., crying, unable to answer question).

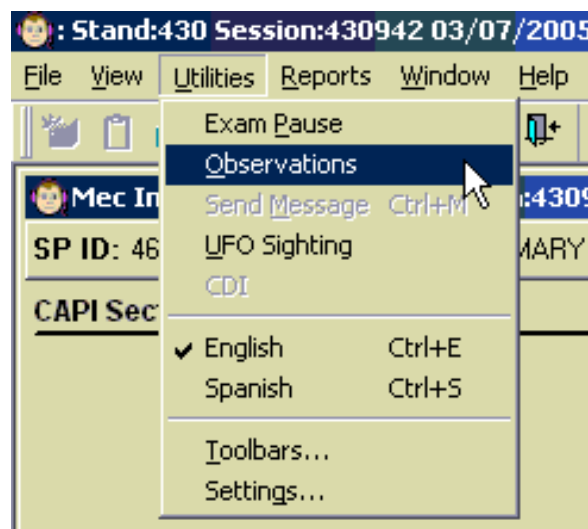
5.3 Generating a Mental Health Observation

Whenever you encounter any of the situations listed in Section 5.2, a mental health observation to the physician must be generated. When you exit the Blaise CAPI instrument, the application will extract the DPQ.090 response and automatically post a mental health observation to the physician if the response/code to DPQ.090 is greater than zero.

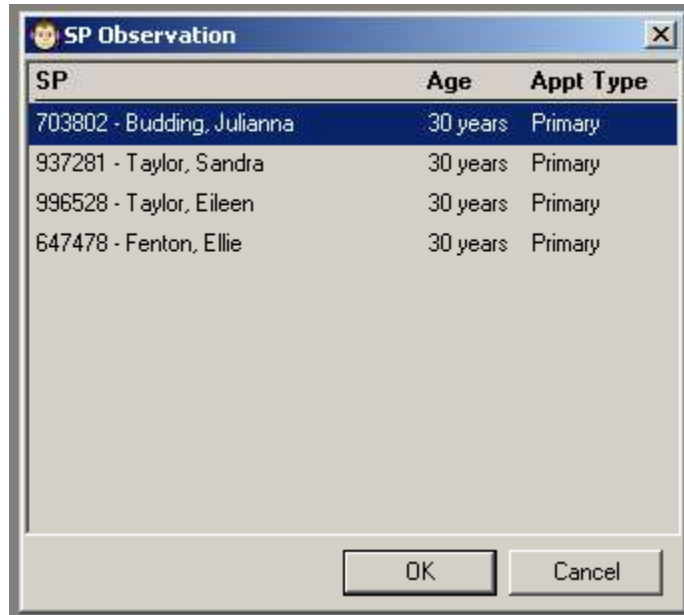
A physician observation must be entered manually if either of the following is true:

- The participant becomes visibly upset while answering the question about suicide, but answers “not at all” to the suicide question.
- The participant becomes too upset to answer the suicide question.

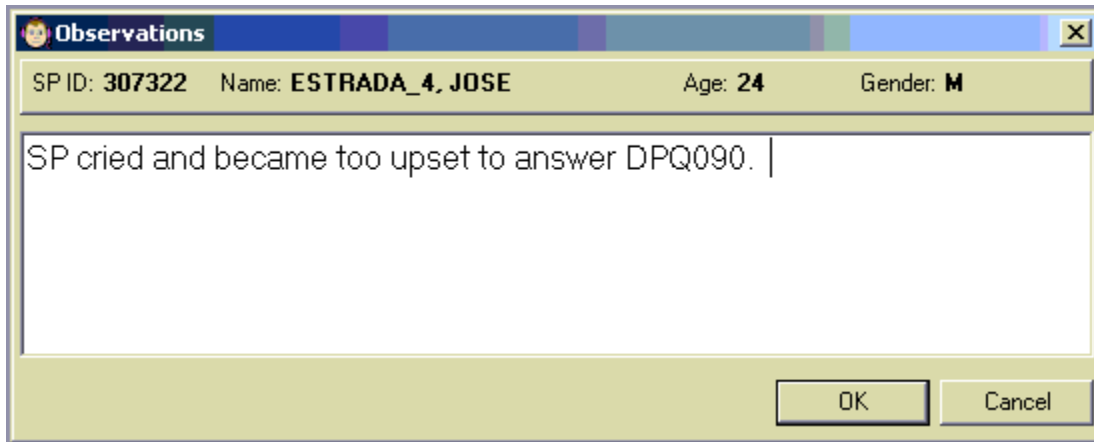
To manually enter an observation to the physician, select “Utilities” and “Observations” (as shown in the next screen) in the menu bar immediately after closing out the Blaise CAPI portion of the interview.



When entering an observation after exiting the MEC Interview application, the interviewer must select the correct SP from a pick list of SPs within the current session as shown in the SP pickup window (below).



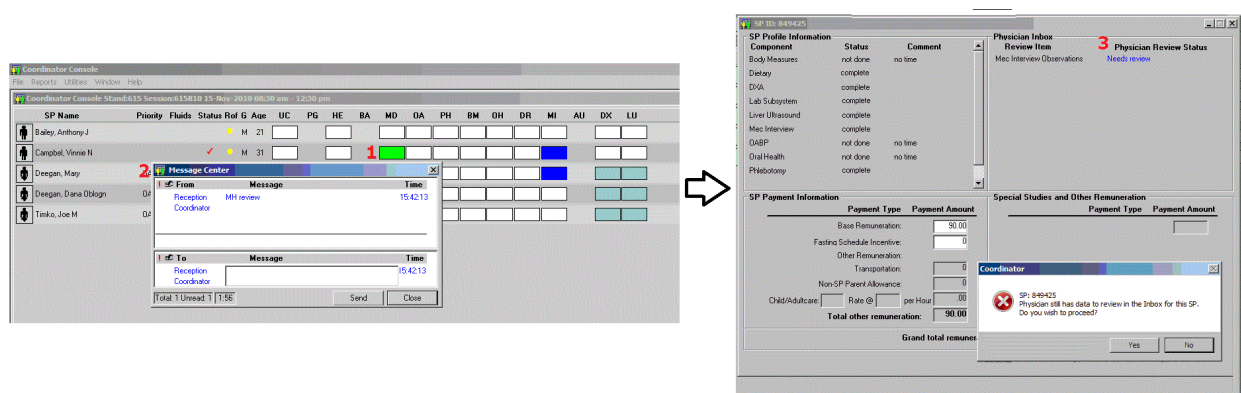
A physician Observations window will appear. Write a note to the physician in the physician Observations window.



5.4 Mental Health Referral Process

The MEC Interview, Physician, and Coordinator systems work together in the mental health referral process. During the MEC Interview, SPs are asked the question “Over the last 2 weeks, how often have you been bothered by the following problem: Thoughts that you would be better off dead or of hurting yourself in some way?” When the interviewer codes the SP’s response as “several days,” “more than half the days,” or “nearly every day,” ISIS posts a mental health (MH) observation in the database as soon as the MEC Interview application is closed.

MEC Interview Application. When a mental health observation is posted in the database, ISIS (1) turns the physician’s box on the coordinator’s screen green, (2) sends a message to the coordinator application, and (3) adds a message to the coordinator’s physician inbox pane. If the coordinator starts the check-out process, the system will generate an error message: “Physician still has data to review in the inbox for this SP. Do you want to proceed?” At this time, the coordinator must speak to the MEC physician and arrange for the SP to go to the physician’s room so the referral process can be completed.



Physician Application. When an interviewer codes the SP’s response as “several days,” “more than half the days,” or “nearly every day,” ISIS generates a MH observation in the physician’s referral review inbox as soon as the MEC Interview application is closed. When the physician opens the “Referral Review” screen and selects “Reviewed Status Codes,” ISIS automatically adds a message in the coordinator’s physician inbox pane based on the code selected by the physician.

Coordinator Application. During checkout, on the Checkout screen, the coordinator will see a list of referrals completed for that SP. If any referral issues are still pending and the coordinator

continues with the checkout process, the system will generate an error message: “Physician still has data to review in the inbox for this SP. Do you want to proceed?” At this time the coordinator should speak to the MEC physician and arrange for the SP to return to the physician’s room so the referral process can be completed.

THIS PAGE IS INTENTIONALLY LEFT BLANK.

6. Quality Control

Quality control for the Mobile Examination Center (MEC) Interview consists of three main activities: data edits, observation/review of actual interviews, and data monitoring and review.

6.1 Data Edits

The MEC Interview data are keyed directly into an automated data entry system. Each of the four sections of the MEC Interview (CAPI, CFQ, Audio-CASI or ACASI, and CDI) contains built-in error and consistency checks, although the number and type of checks vary across each section. Checks may include range and valid response checks, skip pattern or branching checks, and checks for logical relationships. Depending upon the section, checks may be either soft or hard edits. Soft edits alert the interviewer to a potential error or problem but allow the interviewer to proceed after confirming that the entered value(s) are correct. Hard edits prohibit the interviewer from continuing with the interview until the error has been corrected.

6.2 Observation and Review of Interviews

NHANES home office and National Center for Health Statistics (NCHS) staff will observe a small number of live interviews for each MEC interviewer. The purpose of the observations is to determine whether appropriate interviewing techniques are being used. The observer will refer to a standard checklist of items (Exhibit 6-1) against which the interviewer will be evaluated. Among the items the observer will assess are ability to gain and maintain rapport, use of appropriate probes, ability to respond to study participant (SP) questions, and accurate entry of data.

Interviewers are also recorded electronically by the MEC Interview application for review by home office staff. Recorded interviews are evaluated using the same evaluation criteria as interviews that are observed live.

Any problems identified during either observation or review of recorded interviews will be brought to the interviewer's attention and corrected.

Exhibit 6-1. NHANES MEC Interviewer Evaluation Form

NHANES MEC INTERVIEWER EVALUATION FORM					
Date: _____					
Interviewer name: _____		Evaluator name: _____		Session Number/Age/Gender: _____	
Interview Section/ Form Evaluated: Assent/Consent <input type="checkbox"/> CAPI (All) <input type="checkbox"/> CAPI (Questionnaire(s)) <input type="checkbox"/> Specify: _____ CFQ <input type="checkbox"/> ACASI <input type="checkbox"/> CDI <input type="checkbox"/>					
	Satisfactory	Unsatisfactory	General Comments for Response (optional)		
			Section (RHQ, VTQ, etc.)	Item Number	Item Specific Feedback
A. INTERVIEWER CHARACTERISTICS					
1. Manner (friendly yet professional)	<input type="checkbox"/>	<input type="checkbox"/>			
2. Rapport (effectively engages respondent)	<input type="checkbox"/>	<input type="checkbox"/>			
B. GENERAL ADMINISTRATION					
1. Gives appropriate instructions to respondent	<input type="checkbox"/>	<input type="checkbox"/>			
2. Answers respondent's questions clearly and accurately	<input type="checkbox"/>	<input type="checkbox"/>			
3. Reads questions as written	<input type="checkbox"/>	<input type="checkbox"/>			
4. Adjusts pace of interview to accommodate respondent	<input type="checkbox"/>	<input type="checkbox"/>			
5. Backs up in interview when appropriate	<input type="checkbox"/>	<input type="checkbox"/>			
6. Uses note functions, as appropriate	<input type="checkbox"/>	<input type="checkbox"/>			
7. Uses hand cards/interviewer materials, as appropriate	<input type="checkbox"/>	<input type="checkbox"/>			
8. Records responses accurately	<input type="checkbox"/>	<input type="checkbox"/>			
C. PROBING					
1. Listens to entire answer	<input type="checkbox"/>	<input type="checkbox"/>			
2. Listens for what may not be said and probes	<input type="checkbox"/>	<input type="checkbox"/>			
3. Probes unclear responses	<input type="checkbox"/>	<input type="checkbox"/>			
Constructive Suggestions for Interviewer:					

6.2.1 Procedures for Recording the Interview

After logging the SP into the interview, a consent screen will appear. The consent screen will be recorded; therefore, you will need to position the microphone close to the SP before you begin reading the consent screen. Note that should the interviewer feel that the offer of recording the interview may jeopardize the interview, they can indicate “Did Not Offer” to bypass the audio-recording screens. However, the standard procedure should be to read this script to all respondents.

After reading the consent screen, if the respondent does not agree, or if the option to record the interview was not offered to the SP, the interview will proceed without recording.

Permission to record screen for SPs aged 12 – 59 years.

A standard part of our quality control procedures are to record interviews.

The information being recorded is protected and kept confidential, the same as all your answers for the survey.

This recording will be used to improve the quality of our survey and to review the quality of my work.

The computer is now recording our conversation.

Do I have your permission to record this interview?

Does Respondent Agree?

- Yes
- No
- Did not offer

Permission to record screen for SPs aged 60+.

A standard part of our quality control procedures is to record interviews.

The information being recorded is protected and kept confidential, the same as all your answers to the survey.

This recording will be used to improve the quality of our survey, to review the quality of my work, and to score the questions on memory and problem solving.

The computer is now recording our conversation.

Do I have your permission to record this interview?

Does Respondent Agree?

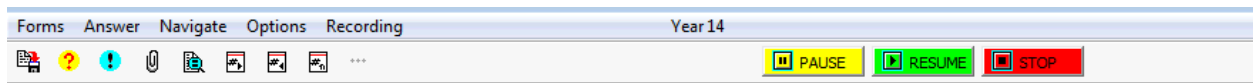
For SPs aged 12-17 years, parents/guardians will be asked for consent to record their child's interview on the overall consent form for the MEC exam prior to arriving at the MEC. If the parent/guardian did not consent, the consent screen will not appear and the child's interview will proceed without recording. Interviews for SPs under the age of 12 are not recorded.

If the SP consents, the recording will start at the beginning of the CAPI. If an SP receives ACASI, the recording will end after the last question of the ACASI tutorial. If an SP does not receive ACASI, the recording will end before the Critical Data section.

6.2.2 Functionality in the CAPI Section

The CAPI section allows the interviewer to manually pause and restart the recording, as well as, completely stop and save the recording. This feature is not available in the ACASI section.

You will notice that the toolbar in the CAPI section has three colored buttons (below).



The audio recording service application has been designed to perform the following functions:

- Pause recording.
 - The yellow button will pause an active recording. Once paused, the system will indicate that the recording has been paused with this message:

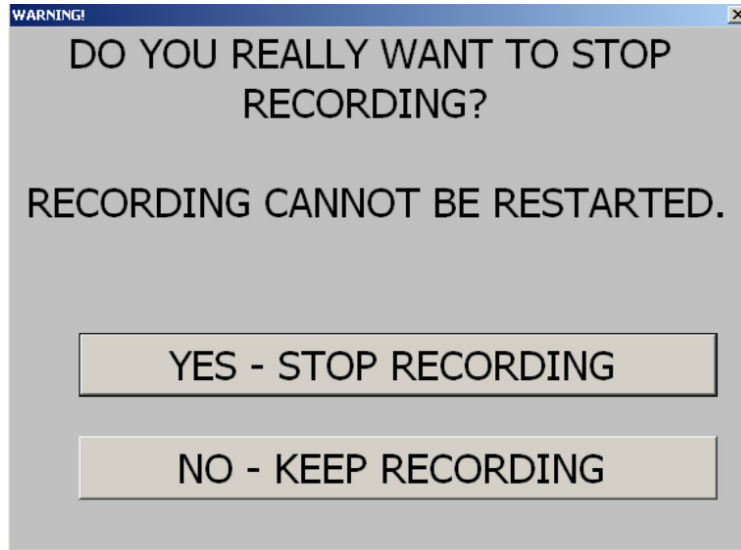


- If a recording is paused and the interviewer advances to the next screen without unpausing the recording, a message box will appear with the following message:



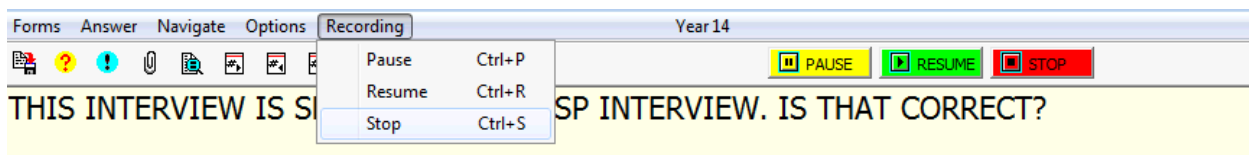
- When you press the OK button you will proceed to the next question. This is so you will not forget to restart a recording while in the interview.
- Resume recording.
 - The green button will resume the paused recording.

- Stop recording.
 - The red button will stop and save the current recording. You will get this message if you click on the Stop button:



- If you select “No,” you will continue recording. If you select “Yes,” you will stop recording and will not be able to start it again.

You will also note that the toolbar has an additional Recording Menu. Here you may also select from the drop-down menu to Pause, Resume, or Stop recording.



Functionality in the ACASI Section

In the ACASI section, you will not have the option to pause, resume, or stop the recording in the toolbar. If the SP has agreed to have the interview recorded, however, the system will record the interview.

6.3 Data Monitoring and Review

The home office will evaluate completed MEC Interviews to look for problem interviews (incompletes, refusals, extremely long interviews, etc.), additional interviewer notes, and comments.

Home office staff will also review administrative data generated by the Integrated Survey Information System to assist in the identification of problem interviews and in the assessment of interview administration times.

7. Cognitive Functioning Scoring Application

7.1 Log In

Open the Cognitive Functioning scoring system for the MoCA-SA using the icon on your desktop, and enter your username and password, and click the “Login” button (Exhibit 7-1).

Exhibit 7-1. Login screen

Cognitive Functioning Scoring

Login.


Use your account to log in.

User ID

Password

Cognitive Functioning Scoring System

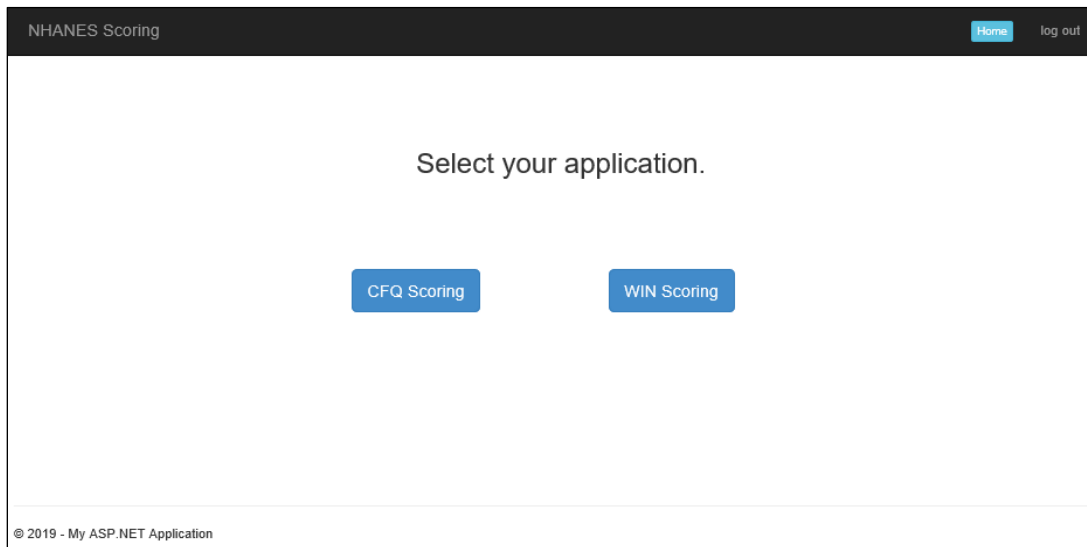
Legal NOTICE: This is a Federal computer system and is the property of the United States Government. It is for authorized use only. Users (authorized or unauthorized) have no explicit or implicit expectation of privacy. Any or all uses of this system and all files on this system may be intercepted, monitored, recorded, copied, audited, inspected and disclosed to authorized site, Department of Health and Human Services and law enforcement personnel, as well as authorized officials of other agencies, both domestic and foreign. By using this system, the user consents to such interception, monitoring, recording, copying, auditing, inspection and disclosure at the discretion of the authorized site or Department of Health and Human Services personnel. Unauthorized or improper use of this system may result in administrative disciplinary action and civil and criminal penalties. By continuing to use this system you indicate your awareness of and consent to these terms and conditions of use. LOG OFF IMMEDIATELY if you do not agree to the conditions stated in this warning.



© 2018 - My ASP.NET Application

If you have access to more than one scoring application, you will be prompted to choose the one you wish to access (Exhibit 7-2). Choose “CFQ scoring”. If you don’t have access to more than one scoring application, you will bypass this screen.

Exhibit 7-2. Select Application screen



7.2 Main Menu

The CFQ appointment screen is a queue of all of the cognitive functioning tests that are available to score (Exhibit 7-3). The Appointment screen has eight sortable columns—date of the exam, appointment ID, session ID, SP ID, language, flagged for review, status, and scorer. The “flagged for review” column will indicate if a case has been flagged for home office review by the scorer. The “status” column will show “In Progress” if a case has been started but not finished and “Mismatched” if a case has been scored by both scorers but the scores do not match. The “scorer” column will show a “1” if the person logged is the same person who conducted the interview (i.e., scorer 1) and a “2” if the person logged in did not conduct the interview (i.e., scorer 2). To sort the columns, click on the column header.

To open a case in the queue to start the scoring process, select a case from the list and click the “Score” button.

Exhibit 7-3. Appointment screen

Cognitive Functioning Scoring [Home](#) [log out](#)

Select an Appointment

Choose the cognitive testing appointment you wish to score or review, then click the action button.

Scoring Queue Listen/Audit/QC Queue Adjudication Queue

Date of exam	Appointment ID	Session ID	SP ID	Language	Flagged for review	Status	Scorer
2018-11-13	6171274	617561	174228			Mismatch	1
2018-11-13	6171310	617561	218892				1
2018-11-13	6171213	617560	675197				1
2018-09-25	6171221	617560	332329				2
2018-11-13	6171245	617560	962787				1
2018-10-22	6171153	617551	915197			In progress	1
2018-10-09	6171189	617551	958532				2
2018-10-12	6170689	617281	217722				2
2018-10-12	6170693	617281	849359				2
2018-09-18	6170773	617270	646950				2
2018-11-13	6170472	617211	972610	ENGLISH			2
2018-10-08	6170463	617210	621387	ENGLISH			2
2012-08-14	6160054	616020	509459	ENGLISH			2
2011-02-22	6150848	615781	391156	ENGLISH			2
2018-11-02	6150504	615751	548158	ENGLISH			2
2018-10-26	6150519	615751	157706	ENGLISH			2

[Score](#)

7.3 The Scoring Application

Ideally, the interviewer who has conducted the assessment will score the MoCA-SA as soon after its completion as possible. Not only does timely scoring allow for an interviewer to recall details unique to the SP or testing session, but if there are technical issues with the recording that may impact subsequent recordings, ISIS staff can be notified.

7.3.1 Common Screen Features

The scoring screens have certain features in common. These include a “review” check box, a comment box, a recording control box, and a data entry field.

Scorers may flag a test for review if they have questions or concerns about a recording or item by checking the “Review?” check box on the screen. Items flagged for review will be reviewed by the component specialist.

All screens have a comment box, which allows the interviewer to record comments about the exam or recording. The component specialist will review these comments during QC or adjudication. Please note that these comments are not reviewed immediately, so anything that needs urgent attention should be relayed to home office staff using another method.

Each screen has a recording control box that allows the interviewer to control the recording. Use the play/pause buttons to navigate the recordings as necessary. A recording status bar moves along as the recording plays (Exhibit 7-4). Click and drag the bar to rewind or fast-forward the recording. The volume of the recording can also be adjusted by dragging the volume button up and down. When listening to recordings, make sure the volume on the computer is also turned up.

Exhibit 7-4. Recording control box



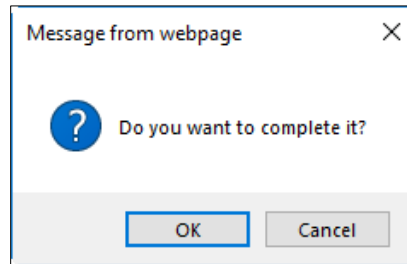
Some screens have an image associated with it. If a screen has an image, a link will display on the screen. Click the link to open the image. The image opens in a separate window and allows you to zoom in and out.

7.3.2 Exiting and Saving Scores

If you need to exit a case before you finish scoring, you can save the scoring you have done on one screen by advancing to the next screen. To exit a case early, click the “home” or “logout” button. Partially scored cases will appear at the top of the scoring queue.

When you click “complete” on the last screen (Memory – Delayed Recall), a pop-up message appears to confirm that you want to complete the case (Exhibit 7-5). Clicking “OK” will remove the case from your queue and it will only return if there is a mismatch.

Exhibit 7-5. Complete confirmation pop-up box



The scoring application automatically logs the user out after an extended period of inactivity.

7.3.3 Mismatches

Interviewers will score the MoCA-SAs that he/she conducted as well as the MoCA-SAs conducted by the other MEC Interviewer at each stand. If there is a score discrepancy (i.e., the score by scorer 1 does not match the score by scorer 2), the test will be put back into the queue for both interviewers to resolve together, and marked as a mismatch in the status column on the Appointment screen. Mismatched cases will appear at the top of the scoring queue. If a discrepancy cannot be resolved after three attempts, the test will be removed from the scorers' queues and reviewed by the component specialist. Any unscored or mismatched cases in the scorers' queues when the stand closes will be scored or adjudicated by home office staff.

If a case is marked as “mismatch,” only the mismatch screens will display when the case is opened. In the top right corner of the screen is a score dashboard. The score dashboard indicates what screens have matching scores and what screens have mismatch scores (Exhibit 7-6).

Scorers should carefully listen to the recordings and review the images, if necessary, on each screen and rescore the case. If the case reappears in the queue as a mismatch, the scorers should discuss the discrepancy and try to settle it. After discussion, if the scorers do not agree on how to score, they should re-open the case and make their final selections. The case will be removed from the queue even if the mismatch still exists.

Exhibit 7-6. Mismatch score dashboard

Cognitive Functioning Scoring [Home](#) [log out](#)

Scoring

Appointment 6171245, Session 617560, SP 962787

0:00:00

962787SectionA.CFQ515(01).mp3
962787SectionA.CFQ520(01).mp3

Score dashboard

1 Match	2 Match	3 Match	4 Mismatch
5 Match	6 Mismatch	7 Mismatch	8 Match
9 Mismatch	10 Mismatch	11 Mismatch	12 Match
13 Mismatch	14 Mismatch		

The Clock Drawing

CFQ exam result: DID NOT LOOK AT WATCH OR PHONE

[See scanned image](#)

1. Clock Contour

7.4 Scoring the CFQ Exam

The cognitive functioning assessment (MoCA-SA) consists of 14 tasks. The tasks are questions or problems to solve. You will be transcribing results from the recordings for 12 tasks (questions or problems that required oral responses) and evaluating the results of two written tasks. In the scoring application, each of the tasks appear on a separate screen. The scoring criteria for each task is described, and based on your evaluation of the recording and/or written task, you will determine how it should be coded. The actual score will be algorithm-based.

For several items, coding consists of two parts: (1) Typing stated responses, and (2) Coding as correct or incorrect. At times you may be required to listen to the recording of a specific task several times to transcribe it in full.

For all questions in the assessment, mark “refused” if the SP refuses to try. Mark “don’t know” if the SP says they don’t know after asking them to guess or if they can’t make a guess. For questions with drawings, scorers must listen to the recording in addition to reviewing the drawing. The recording in addition to the scanned image will help in making a determination.

After completing the scoring of each task, click the “NEXT” button to save the results and continue to the next screen.

7.4.1 Orientation – Month

DESCRIPTION: Determine if the month was correctly reported. This screen has two parts: (1) A list of months with radio buttons beside each month and (2) An overall score (Exhibit 7-7).

Exhibit 7-7. Orientation – Month scoring screen

Cognitive Functioning Scoring Home log out

Scoring
Appointment 6170433, Session 617221, SP 226760

226760SectionA.CFQ501(01).mp3

0:00:00

Orientation - Month

Month

January September

February October

March November

April December

May Other (specify):

June Refused

July Don't know

August

SP's answer is...

(Note: Month of interview was November.)

Correct

Incorrect

Refused

Comment

Review

Recording Incomplete

Next

SCORING INSTRUCTIONS: In part one, check the radio button beside the month that the SP indicates in the recording. If the SP gives the number of the month instead of the name of the month, code the month that the number corresponds to (e.g. If the SP says “3,” code “March). If the SP says something other than a month, select “other, specify” and type verbatim the response given. In part two, code whether or not the response the SP gave was correct or incorrect. “Other, specify” is considered an incorrect response.

CORRECT RESPONSE: The exact month of the interview will appear in the overall score section of the screen.

POTENTIAL SCORE: 1 point.

7.4.2 Orientation – Date

DESCRIPTION: Determine if the date (day of the month) was correctly reported. This screen has two parts: (1) A data entry field for the numeric date of the month, and (2) An overall score (Exhibit 7-8).

Exhibit 7-8. Orientation – Date scoring screen

The screenshot shows a web application interface for 'Cognitive Functioning Scoring'. At the top, there are links for 'Home' and 'log out'. The main content area is titled 'Scoring' and displays appointment details: 'Appointment 6170433, Session 617221, SP 226760'. Below this is a media player for an audio recording titled '226760SectionA.CFQ505(01).mp3', showing a play button, a progress bar at 0:00:00, and a volume icon. The 'Orientation - Date' section contains a text input field labeled 'Enter Date', three radio buttons for 'Refused', 'Dont' know', and 'Correct', and a 'Comment' text area. A note in blue text states '(Note: Exact date of interview was 12)'. Below the note are radio buttons for 'Correct', 'Incorrect', and 'Refused'. At the bottom of the form are checkboxes for 'Review' and 'Recording Incomplete'. Navigation buttons for 'Previous' and 'Next' are located at the bottom right.

SCORING INSTRUCTIONS: In the data entry field, enter the numeric date (01 – 31) indicated in the recording. In the second part of the screen, code the response as correct or incorrect.

CORRECT RESPONSE: The exact date of the interview will appear on the scoring screen.

POTENTIAL SCORE: 1 point.

7.4.3 Animal Naming

DESCRIPTION: Code animal named in the recording (Exhibit 7-9).

Exhibit 7-9. Animal Naming scoring screen

The screenshot shows the 'Cognitive Functioning Scoring' application. At the top, there are links for 'Home' and 'log out'. The main heading is 'Scoring', with sub-headers for 'Appointment 6170433, Session 617221, SP 226760'. Below this is a media player for an audio file named '226760SectionA.CFQ510(01).mp3', showing a play button, a progress bar at 0:00:00, and a volume icon. The 'Animal Naming' section contains four radio button options: 'Rhinoceros or Rhino', 'Other (Specify)', 'Refused', and 'Don't know'. To the right of these options is a 'Comment' text area. Below the comment area are two checkboxes: 'Review' and 'Recording Incomplete'. At the bottom right, there are 'Previous' and 'Next' navigation buttons.

SCORING INSTRUCTIONS:

- Cultural abbreviations of the animal are acceptable (i.e., rhino).
- If the SP says something other than “rhino” or “rhinoceros” in English or Spanish, code “other, specify” and type in the response. The SP does not get points for anything coded in the “other, specify” category.
- If more than one animal is given after probing, code as “other, specify” and type the response verbatim.
- If the SP said the name of the animal in a language other than English or Spanish, use the reference card for this section to determine if the response is correct.
 - If, after looking up the animal named in the SP’s native language, you determine that it translates to rhinoceros/rhino, in the scoring application, select “rhinoceros/rhino.”
 - If you are unsure or a translation is not provided for the SP’s language, please contact the component specialist for guidance, and leave a comment.
 - In the comments section, note what language the SP used to name the animal.

CORRECT RESPONSE: Rhino or Rhinoceros

POTENTIAL SCORE: 1 point.

7.4.4 Clock Drawing

DESCRIPTION: Evaluate three parts of the clock drawing (the contour, the numbers, and the hands) and give an overall score (Exhibit 7-10).

Exhibit 7-10. Clock Drawing scoring screen

Cognitive Functioning Scoring Home log out

Scoring

Appointment 6170433, Session 617221, SP 226760

0:00:00 226760SectionA.CFQ515(01).mp3
226760SectionA.CFQ520(01).mp3

Clock Drawing

CFQ exam result: LOOKED AT WATCH OR PHONE

[See scanned image](#)

1. Clock Contour

- Correct
- Incorrect
- Refused
- Dont' know

2. Clock numbers

- Correct
- Incorrect
- Refused
- Dont' know

3. Clock hands

- Correct
- Incorrect
- Refused
- Dont' know

Overall score

- Correctly completed task
- Completed task but looked at clock or watch
- Tried, unable to do
- SP Unable to understand instructions
- Refused
- Dont' know

Comment

Review

Recording Incomplete

Previous Next

SCORING INSTRUCTIONS: Each part of the clock must be examined carefully. It is not unusual for a clock drawing to appear correct at first glance. Please take your time and inspect each part of the clock. To view the scanned image of the clock, click the link. If the respondent makes multiple attempts to draw the clock, score the clock with the most complete attempt.

CORRECT RESPONSE – EVALUATING THE CONTOUR:

Inspect the contour of the clock for the following:

- The contour is present and is either a circle or a square.
 - Contours in the shapes of diamonds, squares, trapezoids, and rectangles are counted if the shape looks as though the shape was deliberately drawn that way.
- Only minor distortion in the contour of the clock is acceptable
 - Slight imperfection on closing the circle (i.e., lines were not closed but there was only a small gap in between the lines).
 - Not too oval-shaped, skewed, or flattened.

POTENTIAL SCORE: 1 point.

CORRECT RESPONSE – EVALUATING THE NUMBERS:

Inspect the numbers on the clock for the following:

- All of the numbers (1-12) are present and there are no additional numbers included.
 - Numbers can be marked as dashes or dots or a combination of dots, dashes and numbers as long as they follow the requirements below.
- Numbers are:
 - Upright
 - In the correct order
 - In the approximate quadrant
 1. Quadrants are defined based on the shape of the contour and not the shape of the number placement.

- Placed consistently inside or outside the contour
- Arranged in a circular manner
- Standard or Roman numerals are acceptable.

If the SP did not align the 12 with the top of the page, evaluate the clock using the location of the 12 as the top of the clock.

POTENTIAL SCORE: 1 point.


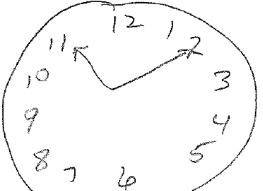

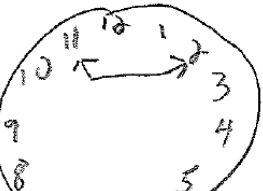
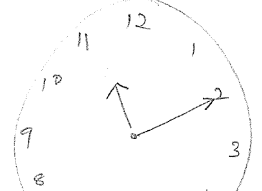


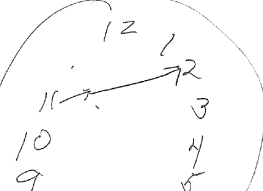

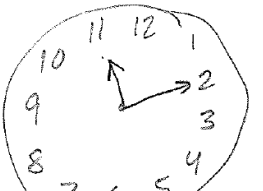
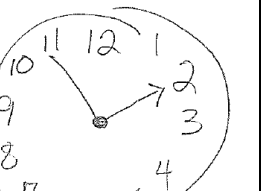
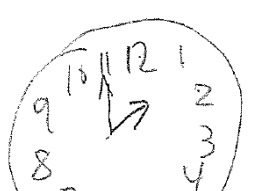
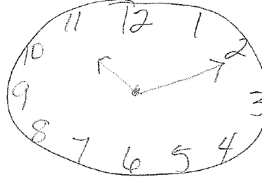



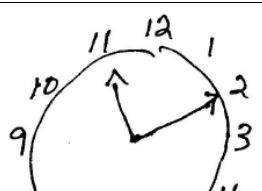

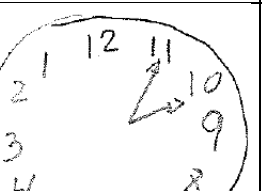
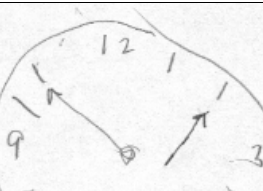
CORRECT RESPONSE – EVALUATING THE HANDS:

Inspect the hands of the clock for the following:

- There are two hands present.
- The hands are of different lengths – the hour hand is clearly shorter than the minute hand.
 - When hands are arguably the same length, hands may still be counted as correct if the minute hand is significantly closer than the hour hand to the numbers.
 - If the hands are labeled “hour hand” and “minute hand,” ignore these labels and grade the clock hands based on length as usual.
 - The labels “long” and “short” are considered self-corrections to the hands and should be marked correct if “long” indicates the minute hand and “short” indicates the hour hand.
- The hands indicate the correct time – the short hand points at the 11 and the long hand points at the 2.
 - If the SP draws a line from the 12 to the center of the clock face in addition to the clock hands, the line can be judged to be a “guideline” and not an error if it is stylistically distinct from the clock hands (e.g., arrows drawn on clock hands).
 - If the SP draws the hour hand pointing to slightly after 11, count this as correct, since this occurs in analog (not digital) clocks.
- The hands are centered within the clock’s surface with their junction close to the center of the clock.

POTENTIAL SCORE: 1 point.

Exhibit 7-11. Examples of clocks drawn correctly and incorrectly

Clocks Drawn Correctly		Clocks Drawn Incorrectly	
			
			
			
			
			

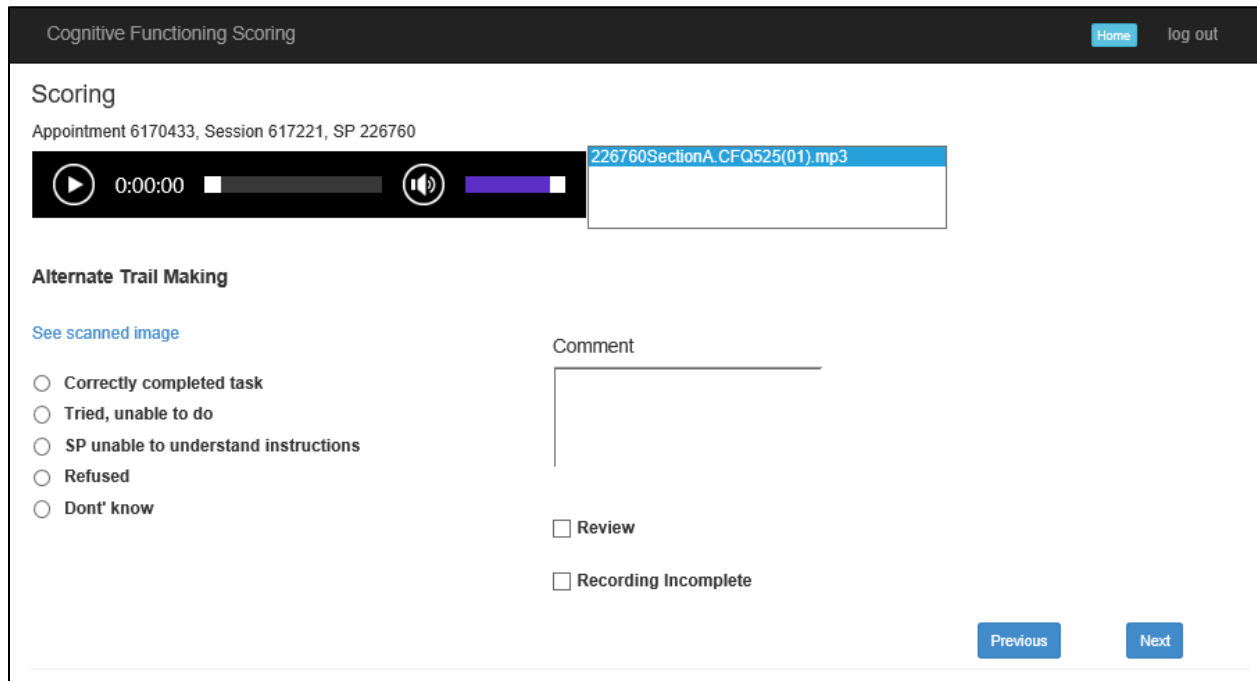
CORRECT RESPONSE – OVERALL SCORE: After scoring each individual section, scorers will complete an overall scoring section. Descriptions for four of the coding options are provided below:

Correctly completed task	Correctly completed the task as indicated above and the interviewer administering the exam indicated that the SP <u>did not</u> look at a watch or phone.
Completed task, but looked at watch or phone	Correctly completed the task as indicated above and the interviewer administering the exam indicated that the SP looked at a watch or phone.
Tried, unable to do	SP got at least one of the three sections incorrect and he/she attempted to do the exercise by drawing something, no matter how minor, on the paper.
SP unable to understand instructions	SP could not understand the instructions enough to make an attempt at completing the exercise (i.e., did not draw anything on the paper).

7.4.5 Alternate Trail Making

DESCRIPTION: Determine if the instructions to link numbers and letters on the trail exercise sheet were correctly followed (Exhibit 7-12). The screen will have a link to view the SP’s exercise sheet as well as a sound file to listen to the interviewer’s and SP’s conversation for that question. Click the link on the screen to view the SP’s exercise sheet.

Exhibit 7-12. Alternate Trail Making scoring screen



CORRECT RESPONSE: The correct pattern is 1 – A – 2 – B – 3 – C – 4 – D – 5 – E, without drawing any lines that cross and without connecting the E (End) to the 1 (Begin).

The description of three of the coding options are provided below:

Completed task	SP correctly completed the task as indicated.
Tried, unable to do	The SP attempted to do the exercise by drawing at least one line but incorrectly completed the task.
SP unable to understand instructions	SP could not understand the instructions enough to make an attempt at completing the exercise (i.e., did not draw one line).

POTENTIAL SCORE: 1 point.

7.4.6 Memory – Immediate Recall Trial 1

DESCRIPTION: Record the words recalled (after first listing of five words by interviewer). The five recall words are listed on the screen with a check box beside each word (Exhibit 7-13).

Exhibit 7-13. Memory – Immediate Recall Trial 1 scoring screen

Cognitive Functioning Scoring Home log out

Scoring
Appointment 6170433, Session 617221, SP 226760

226760SectionB.CFQ530(01).mp3

0:00:00

Memory – Immediate Recall Trial 1

Church
 Daisy
 Face
 Red
 Velvet

No correct words recalled
 Refused

Comment

Review
 Recording Incomplete

Previous Next

SCORING INSTRUCTIONS:

- Listen to the recording and click the check box beside each word recalled.
- The order in which the SP recalls the words does not matter.
- If no correct words are recalled, check the “no correct words recalled” box.
 - Responses of “don’t know” are coded as “no correct words recalled.”

CORRECT RESPONSE: Face – Velvet – Red – Church – Daisy

7.4.7 Memory – Immediate Recall Trial 2

DESCRIPTION: Record the words recalled (after second listing of five words by interviewer). The five recall words are listed on the screen with a check box beside each word (Exhibit 7-14).

Exhibit 7-14. Memory – Immediate Recall Trial 2 scoring screen

Cognitive Functioning Scoring Home log out

Scoring
Appointment 6170433, Session 617221, SP 226760

226760SectionB.CFQ535(01).mp3

0:00:00

Memory – Immediate Recall Trial 2

Church
 Daisy
 Face
 Red
 Velvet

No correct words recalled
 Refused

Comment

Review
 Recording Incomplete

Previous Next

SCORING INSTRUCTIONS:

- Listen to the recording and click the check box beside each word recalled.
- The order in which the SP recalls the words does not matter.
- If no correct words are recalled, check the “no correct words recalled” box.
 - Responses of “don’t know” are coded as “no correct words recalled.”

CORRECT RESPONSE: Face – Velvet – Red – Church – Daisy

7.4.8 Digit Span – Forward Order

DESCRIPTION: Determine if five numbers were correctly repeated in sequential order (Exhibit 7-15).

Exhibit 7-15. Digit Span – Forward Order scoring screen

Cognitive Functioning Scoring Home log out

Scoring
Appointment 6170433, Session 617221, SP 226760

226760SectionB.CFQ540(01).mp3

0:00:00

Digit Span – Forward Order

Correct answer (2 , 1 , 8 , 5 , 4)
 Incorrect answer
 Tried, unable to do
 SP unable to understand instructions
 Refused

Comment

Review

Recording Incomplete

Previous Next

SCORING INSTRUCTIONS: Listen carefully to the recording. The description of four of the coding options is provided below.

CORRECT RESPONSE: 2 – 1 – 8 – 5 - 4

Correct answer	SP repeated the number in the sequence indicated on the screen.
Incorrect answer	SP repeated 5 numbers but the order was either incorrect or the numbers were incorrect.
Tried, unable to do	The SP attempted to do the task but repeated less than 5 numbers.
SP unable to understand instructions	SP could not understand the instructions enough to make an attempt at repeating the numbers (i.e., repeated zero numbers).

POTENTIAL SCORE: 1 point.

7.4.9 Digit Span – Backward Order

DESCRIPTION: Determine if three numbers were correctly repeated in the backward order (Exhibit 7-16).

Exhibit 7-16. Digit Span – Backward Order scoring screen

SCORING INSTRUCTIONS: Listen carefully to the recording. If the SP repeats the numbers in the forward order but then immediately corrects him/herself and repeats them in the backwards order, mark the response as correct. The description of four of the coding options are provided below.

CORRECT RESPONSE: 2 – 4 – 7

Correct answer	SP repeated the number in the sequence indicated on the screen.
Incorrect answer	SP repeated 3 numbers but the order was either incorrect or the numbers were incorrect.
Tried, unable to do	The SP attempted to do the task but repeated less than 3 numbers.

SP unable to understand instructions	SP could not understand the instructions enough to make an attempt at repeating the numbers (i.e., repeated zero numbers).
--------------------------------------	--

POTENTIAL SCORE: 1 point.

7.4.10 Subtraction – Serial 7s

DESCRIPTION: Record the numbers resulting from a sequential subtraction of the number 7 for a total of 5 subtractions, beginning from the number 100 (Exhibit 7-17).

Exhibit 7-17. Subtraction – Serial 7s scoring screen

Cognitive Functioning Scoring Home log out

Scoring
Appointment 6170433, Session 617221, SP 226760

226760SectionB.CFQ550(01).mp3

0:00:00

Subtraction – Serial 7s

Record first number

Refused
 Dont' know

Record second number

Refused
 Dont' know

Record third number

Refused
 Dont' know

Record fourth number

Refused
 Dont' know

Record fifth number

Refused
 Dont' know

Comment

Review
 Recording Incomplete

SCORING INSTRUCTIONS:

- Record each number that the SP gives **starting with the first number after 100**. Press tab to move to the next data entry field.
- All five data entry fields must have an entry to move forward.
 - If the SP gives up before reaching five numbers, record “don’t know” or “refused.” All remaining data entry fields will be inactivated.
- If the SP corrects their response, please record the corrected number.

CORRECT RESPONSE: 93, 86, 79, 72, 65

- Each number is evaluated independently.
 - For example, if the SP gives an incorrect number but continues to correctly subtract 7 from it, credit is given for the subsequent subtraction(s).
- Scorers will only be required to enter the numbers. A computerized algorithm will calculate correct and incorrect responses. A green checkmark will appear beside the data entry field if it is seven less than the previous number entered and a red “x” will appear if the number is not seven less than the previous number entered (Exhibit 7-18).

Exhibit 7-18. Subtraction – Serial 7s scoring screen

Record first number |93| ✓
 Refused
 Dont' know

Record second number |86| ✓
 Refused
 Dont' know

Record third number |79| ✓
 Refused
 Dont' know

Record fourth number |71| ✗
 Refused
 Dont' know

Record fifth number |64| ✓
 Refused
 Dont' know

POTENTIAL SCORE: 4 or 5 correct subtractions = 3 points; 2 or 3 correct subtractions = 2 points; 1 correct subtraction = 1 point.

7.4.11 Sentence Repetition

DESCRIPTION: Evaluate EXACT repetition of a sentence read by the interviewer (Exhibit 7-19).

Exhibit 7-19. Sentence Repetition scoring screen

Cognitive Functioning Scoring Home log out

Scoring
Appointment 6170433, Session 617221, SP 226760

226760SectionB.CFQ555(01).mp3

0:00:00

Sentence Repetition

Correct answer : *The cat always hid under the couch when dogs were in the room.*

Comment

Correct answer

Incorrect answer, was/were error only

Incorrect answer

Tried, unable to do

SP unable to understand instructions

Refused

Review

Recording Incomplete

Previous Next

SCORING INSTRUCTIONS:

- Listen carefully to the recording on this screen. Be alert for:
 - Errors that are omissions (for example, omitting “always”)
 - Errors that are substitutions or additions (for example, “always” instead of “only”)
 - Grammar errors (for example, substituting “hides” for “hid”).
- The sentence must be repeated exactly as you read it – without exception. This means that if you mistakenly read the sentence incorrectly, and the SP repeats it exactly as you said it, mark it as correct.
- The description of four of the coding options are provided below.

CORRECT RESPONSE: The correct sentence is indicated on the screen.

Correct answer	SP repeated the sentence EXACTLY as indicated on the screen.
Incorrect answer, was/were error only	SP repeated the sentence and the ONLY error was the SP saying “was in the room” instead of “were in the room.”
Incorrect answer	SP repeated the sentence but <u>not</u> exactly as indicated on the screen.
Tried, unable to do	The SP attempted to repeat the sentence but stopped before completing the sentence. (Examples: “The cat always hid under the. . . I’m sorry. I don’t remember the rest of it.” or said, “I don’t remember a single word.”)
SP unable to understand instructions	SP could not repeat any part of the sentence at all.

POTENTIAL SCORE: 1 point.

7.4.12 Verbal Fluency – Letter F

DESCRIPTION: Record all correct F words named in one minute according to the rules given (Exhibit 7-20).

Exhibit 7-20. Verbal Fluency – Letter F scoring screen

The screenshot shows a web interface for 'Cognitive Functioning Scoring'. At the top right, there are links for 'Home' and 'log out'. The main heading is 'Scoring', followed by appointment details: 'Appointment 6170433, Session 617221, SP 226760'. Below this is an audio player for '226760SectionB.CFQ580(01).mp3' with a play button, a 0:00:00 timer, and a volume icon. The section title is 'Verbal Fluency – Letter F'. It shows 'Total # of words: 0' with an input field and an 'Add' button. A large empty box is labeled 'Record correct "F" words only' with 'Up' and 'Down' buttons on the right. Below this is a checkbox for 'No correct words named' with a 'Delete' button. There are five radio button options: 'Correctly completed task', 'Stopped before 60 seconds is up', 'Tried, unable to do', 'SP unable to understand instructions', and 'Refused'. A 'Comment' text area is present, along with checkboxes for 'Review' and 'Recording Incomplete'. At the bottom right are 'Previous' and 'Next' buttons.

SCORING INSTRUCTIONS:

- Type the correct words beginning with the letter “F” that you hear on the recording.
- An internal look-up dictionary database (English and Spanish) has been installed for your convenience. As you type words, a list of words appears under the data entry field

to help with spelling. You can finish typing the word or select the word from the list (Exhibit 7-21).

Exhibit 7-21. Sentence Repetition scoring screen

Verbal Fluency – Letter F

Total # of words: 0

flab | x Add

- flab
- flab's only
- flabbergast Up
- flabbergasted
- flabbergasting Down
- flabbergasts
- flabbier
- flabbiest
- flabbily
- flabbiness

No correct words named Delete

- **Note:** The look-up dictionary contains many “F” words but you must use the rules below to determine if the word the SP says should be counted. For example, the SP may say fun” and “funny” or “feliz” and “felicidad”. Both sets of words will appear in the look-up dictionary but our rules indicate that we cannot count both words. The reason is explained below.
- When you start typing, the recording will automatically pause. When you press “enter” or select a word from the look-up dictionary, the recording will automatically restart.
- List words in the reported order to make it easier for our review. To move words to a different position in the list, simply select the word you want to move, and click the up or down button on the right side of the data entry box to move the word to the correct position.

CORRECT RESPONSE – SCORING RULES:

The instructions for what F words cannot be counted were given to SP, and you will basically follow these same “rules,” Further details and explanations are provided:

- Only record words that begin with the letter “F.” Remember there are words that begin with the letter “F” in Spanish, but “PH” in English (example: filosophy/philosophy).

- If the SP switches between English and Spanish words that begin with the letter “F,” record the “F” words in both languages.
- Sometimes the same word is repeated more than once. Only accept it the first time. Words that have previously been entered (duplicate words) are highlighted but it will not prevent you from typing in more words (Exhibit 7-22). Duplicate words can be deleted right away or before continuing to the next screen. A “Delete” button allows the scorer to remove duplicates or fix typing errors.

Exhibit 7-22. Duplicate words highlighted

The screenshot shows a software interface for recording words. At the top, there is an input field with an "Add" button. Below this, the text "Record correct 'F' words only" is displayed. A list of words is shown: FABRIC, FANTASTIC, FRIEND, FOSTER, FUTURE, FISH, and FRIEND. The two "FRIEND" entries are highlighted in pink. To the right of the list are "Up" and "Down" buttons. At the bottom left, there is a checkbox labeled "No correct words named". At the bottom right, there is a red "Delete" button. Below the "Delete" button, the text "Remove the duplicated words highlighted in pink" is displayed in red.

- It's sometimes hard to differentiate spoken words like: full and fool; full and fill; feel and feed; or to hear when an –ed is added; for example 'fatigued.' All of these words are correct so if there is a mismatch and both scorers agree that the word the SP said could be either of the words you recorded, agree to pick one of the two you think it could be and settle the mismatch. It is not necessary to send it for adjudication in this scenario.
- If a word is mispronounced but you can decipher it, include it and type it with proper spelling. For example, it sounds like “fatigued” but the SP said it as “fartigued.” Type “fatigued.”
- Homophones are words that sound the same, and have different meanings and different spellings. Some examples are: fair, fare; flour, flower; fore, four, for – more common in English than Spanish.
 - Record the spelling of the first word in the look-up dictionary to avoid a mismatch or need for reconciliation unless the SP spells the word for you. For example, “fair” is before “fare” in the look up dictionary.

- If the SP specifically tells you the spelling or meaning of the words, record and count both as correct. For example, the SP says “flour as in grain for bread,” and “flower as in the plant.”
- Some numbers can be counted.
 - Numbers such as “four” and “fourteen” or “fifty” and “fifty-one” are considered as having the same root but different endings so only the first one said is to be counted.
 - Numbers such as “four” and “fifteen” are each counted.
- Proper nouns do not count. (Proper nouns have two distinct features: They name specific one-of-a-kind items, and they begin with capital letters, no matter where they occur within a sentence. All nouns are words naming people, animals, places, things, and ideas. Every noun can be further classified as either common or proper .¹)
 - Exceptions to this rule are words with alternate definitions or in common use: Fahrenheit, Ford, Fiat, Ferris wheel, Frank, Frisbee
 - Be aware of possible proper nouns that are not names; for example, “Fantasia” is the name of a Disney movie; also a woman’s name.
- Words with the same root as a previous word but a different suffix are not counted
 - Examples (only one can be counted): fool/foolish, fall/falling, fun/funny, fire/fired, forgot/forgotten, felon/felony, future/futuristic
 - Exceptions: When words are judged to refer to substantially different concepts. For example, favor/favorite, frank/frankfurter, fellow/fellowship, fire/fireman/fireplace/firehouse are all counted as separate words.
- Foreign language words that may not yet have been added to the dictionary should be scored as correct if they are recognizable (e.g., fromage, frijoles).
- If there is a question about whether or not to count a word, the scorers should look it up or contact a supervisor and leave a note about it in the comment box.
- Scorers should give the SP “the benefit of the doubt” in questionable situations; for example when an SP has a thick English accent (i.e., English is not the first language) or Spanish accent that may not be familiar.

¹ <https://www.gingersoftware.com/content/grammar-rules/nouns/proper-noun/>

- **Note:** Once a word is added to the list, the “total number of words” that appears above the data entry field will update. When eleven words are reached, a green checkmark will appear (Exhibit 7-23). If there are additional words to enter (i.e., more than 11), please continue until you have entered all reported F words.

Exhibit 7-23. Total number of words display

The screenshot shows a web interface for entering words. At the top, it displays "Total # of words: 11" with a green checkmark. Below this is a text input field with an "Add" button. Underneath, there is a section titled "Record correct 'F' words only" containing a list of words: FROG, FRIENDLY, FOSTER, FLOWER, FOOD, FAST, FOR, FUTURE, FABULOUS, FARM, and FABRIC. To the right of the list are "Up" and "Down" buttons. At the bottom left, there is a checkbox labeled "No correct words named". At the bottom right, there is a red "Delete" button.

Scoring Rules for Tests Administered in Spanish:

- For English-speaking respondents, “February” is a proper noun and therefore is not counted. However, “febrero” (Spanish for “February”) is not considered a proper noun (according to Spanish grammar), so it is counted as a word for Spanish-speaking respondents.
- For English-speaking respondents, “Fritos” (as in the brand name of corn chips) is considered a proper noun and therefore not counted. However, “frito” (Spanish for “fried”) is not a proper noun, so it is counted as a word for Spanish-speaking respondents.
- As in the English language protocol, words with the same root as a previous word are not counted, even if they have different suffixes or conjugations. For example, do not count both the words “flor” and “florecita” or “feliz” and “felicidad.”

The description of four of the coding options is provided below.

Correctly completed task	SP gave eleven or more correct F words in 60 seconds or less.
Stopped before 60 seconds was up	SP gave less than eleven words and gave up before the 60 seconds was up, as indicated by a comment like “I am done,” or “I can’t think of any more,” after interviewer says there is still time. Silent pauses during the time may indicate that the SP is still thinking of words.
Tried, unable to do	SP gave effort for the full 60 seconds but was unable to give eleven words.
SP unable to understand instructions	The SP did not understand well enough to make an attempt (F or otherwise).

POTENTIAL SCORE: Greater than or equal to 11 correct words = 1 point.

7.4.13 Abstraction – Alike

DESCRIPTION: Record response to question about how two items (watch and ruler) are alike (Exhibit 7-24).

Exhibit 7-24. Abstraction – Alike scoring screen

Cognitive Functioning Scoring Home log out

Scoring

Appointment 6170433, Session 617221, SP 226760

226760SectionB.CFQ565(01).mp3

0:00:00

Abstraction - Alike

Measuring instruments
 Used to measure
 They have numbers
 Other (specify):
 Refused
 Don't know

Comment

Review
 Recording Incomplete

SCORING INSTRUCTIONS:

- Code the SP's response (either one of the three response categories) or "other, specify." If "other, specify" is checked, type the SP's response verbatim (word for word, exactly).
- Handling multiple responses:
 - If the SP gives multiple responses and one of them fits in the "measuring instruments" or "used to measure" categories, select the "measuring instruments" or "used to measure" box so they get will the point.
 - If the SP gives multiple responses, all of which are incorrect, but one of them fits in the "they have numbers" category, code "they have numbers."
 - In the comment section, note the multiple responses that were given.
- Please only use "other, specify" if what the SP says doesn't fit one of the three categories on the screen.

Note: With the present automated algorithm for assigning points for correct responses, participants do not receive a point for what is coded under "other, specify."

CORRECT RESPONSE: "Both are measuring instruments" or "both are used to measure." A phrase that is very close to this concept (in an abstract way) would also count (Example: both are instruments that record a measurement). If respondent doesn't say instrument(s) (or something like that including device, tool, thing, mechanism etc.) in the answer, but the response indicates that the "abstract" concept is understood, then code as "use to measure." More examples are below.

Used to Measure:

- Calculate
- To Mark/Marca (i.e., "one marks time, the other marks distance/size/length")
- Measures/Measurements
- One measures time, one measures distance.
- Ruler is for measurement but watch is also measurement of time.
- The ruler for the distance, the watch for the time. (The word "measurement" or "calculate" is not said, but it is inferred.)

- Both are used to measure distance. (SP got the abstraction concept and used the words “both measure.” In so far as a watch is used to measure distance –one can say how long it takes to go a certain distance; i.e., it takes an hour to travel between DC and Baltimore. Code as “measuring instruments.”)

They have numbers:

- They both have 12 numbers
- They both are based on numerical orders.

Other, specify:

- Both used to measure time.
- The watch is showing the time and the ruler is showing the measure. (Reported ways in which they are NOT alike.)
- Porque la regla esta larga y el reloj esta redondo o esta cuadrado. (Reported ways in which they are NOT alike.)
- The ruler is for measuring and the watch for the time (Reported ways in which they are NOT alike.)
- They tell time.
- Time and stripes.

POTENTIAL SCORE: 1 point.

7.4.14 Memory – Delayed Recall

DESCRIPTION: The five recall words are listed on the screen with a check box beside each word (Exhibit 7-25).

Exhibit 7-25. Memory – Delayed Recall scoring screen

The screenshot shows a web-based scoring interface. At the top, it says "Cognitive Functioning Scoring" with "Home" and "log out" links. Below that, the section is titled "Scoring" and shows "Appointment 6170433, Session 617221, SP 226760". A media player is embedded, showing a play button, a progress bar at 0:00:00, a volume icon, and a list of audio files: "226760SectionB.CFQ570(01).mp3" and "226760SectionB.CFQ575(01).mp3". The main section is titled "Memory – Delayed Recall" and contains a list of words with checkboxes: Church, Daisy, Face, Red, and Velvet. There are also radio buttons for "No correct words recalled" and "Refused". To the right, there is a "Comment" text area and checkboxes for "Review" and "Recording Incomplete". At the bottom right, there are "Previous" and "Complete" buttons.

SCORING INSTRUCTIONS:

- Listen to the recording and click the check box beside each word recalled.
- The order in which the SP recalls the words does not matter.
- If no correct words are recalled, check the “no correct words recalled” box.
 - Responses of “don’t know” are coded as “no correct words recalled.”

CORRECT RESPONSE: Face – Velvet – Red – Church – Daisy

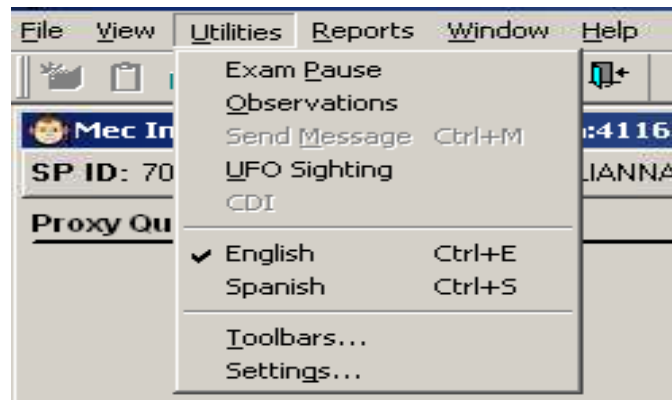
POTENTIAL SCORE: 1 point for each word recalled for a potential maximum score of 5 points.

Appendix A.1
Launching the Spanish MEC Interview

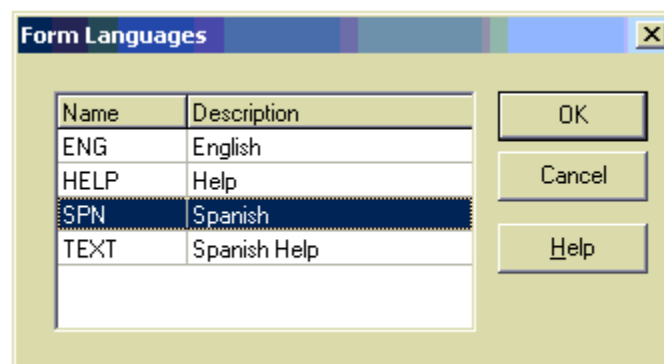
Appendix A.1

Launching the Spanish MEC Interview

After logging the study participant into the MEC Interview as described in Section 3.5, the application allows you to select the interview language. In the toolbar under **“Utilities”** you can set the interview language to either English or Spanish. Please note: this sets the language for the Permission to Record statement, Cognitive Functioning introduction, ACASI introduction, and Critical Data section of the interview. The language can be changed again, if necessary, on the Permission to Record statement, Cognitive Functioning introduction, ACASI introduction, and Critical Data screens by clicking on **“Utilities”** on the toolbar and selecting a different language.

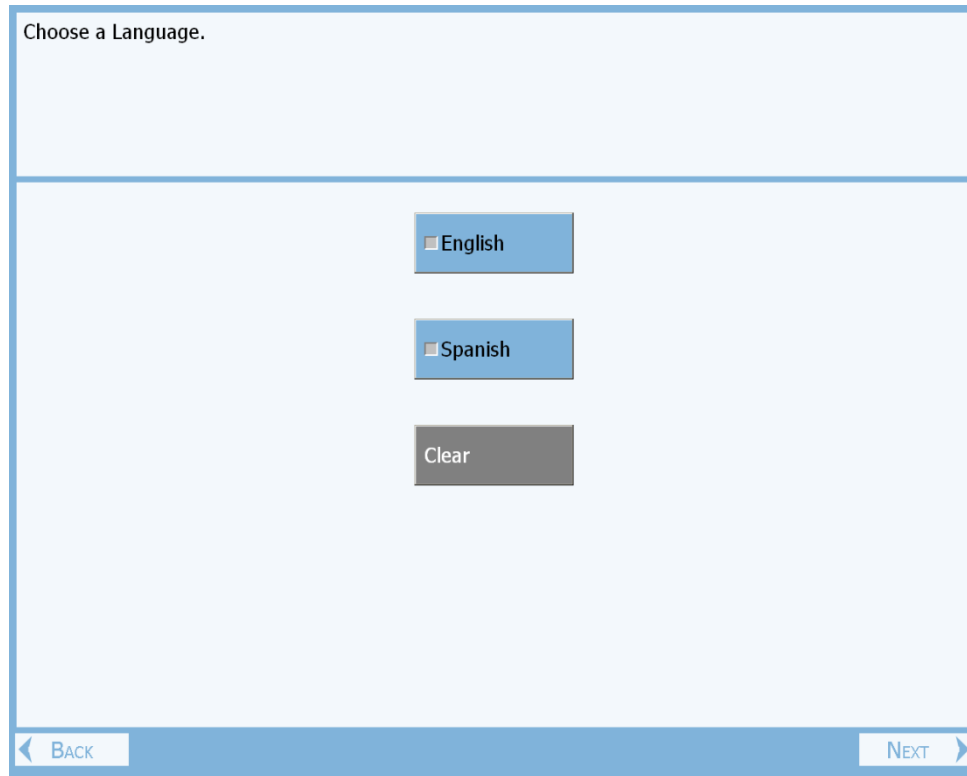


To set or switch the language of the Blaise™ CAPI interview, select **F2** or **“Options”** then **“Form language”** from the Blaise menu bar. Choose **“ENG English”** to display the questions in English or **“SPN Spanish”** to display the questions in Spanish.



To switch the language of the help text associated with an item, select **“Options”** then **“Form language.”** Choose **“TEXT Spanish Help”** to display the help text in Spanish. Choose **“HELP Help”** to display the Help text in English.

Once ACASI is launched, the first screen allows you to select the language of the ACASI screens and corresponding voice files.



To change the language after the ACASI interview has started, right click on the mouse, select **“Go To”** and **“Start”** to go back to the first ACASI screen and change the language. Touch the **“Next”** button on the touch screen until you return to where you left off.

Appendix A.2
The Spanish CAPI Interview

RESPONDENT SELECTION SECTION - RIQ - MEC
Target Group: SPs 8+

RIQ.005 INTERVIEWER: MARK MAIN RESPONDENT. SPECIFY RELATIONSHIP OF RESPONDENT TO SP IF OTHER THAN SP.

- SP..... 1 (BOX 1)
- MOTHER..... 2
- FATHER..... 3
- SPOUSE..... 4
- SISTER OR BROTHER..... 5
- CHILD..... 6
- GRANDPARENT..... 7
- LEGAL GUARDIAN..... 8
- OTHER (SPECIFY) _____ 9

RIQ.030 WHY IS INTERVIEW BEING CONDUCTED WITH A PROXY?

- SP HAS COGNITIVE PROBLEMS..... 1
- SP HAS PHYSICAL PROBLEMS
(SPECIFY) _____ 2
- OTHER (SPECIFY) _____ 3

RIQ.038 INTERVIEWER: WAS SP PRESENT IN THE ROOM DURING ANY PART OF THE INTERVIEW?

- YES..... 1
- NO..... 2

BOX 1

CHECK ITEM RIQ.149:

- IF SP 8-11 YEARS AND INTERVIEW DONE WITH SURVEY PARTICIPANT (CODED '1' IN RIQ.005), DISPLAY THE FOLLOWING INTRODUCTORY TEXT:
“Durante esta entrevista, le haré preguntas acerca de su salud y su peso. Sus respuestas se mantendrán privadas. ¿Desea hacer alguna pregunta antes de que empecemos?”
- IF SP 12-17 YEARS OR 60+ YEARS AND INTERVIEW DONE WITH SURVEY PARTICIPANT (CODED '1' IN RIQ.005), DISPLAY THE FOLLOWING INTRODUCTORY TEXT: “Durante esta entrevista, le haré preguntas sobre su hogar, estado actual de salud y sobre otros comportamientos de salud. Recuerde que todas sus respuestas a estas preguntas se mantendrán confidenciales. ¿Desea hacer alguna pregunta antes de que empecemos?”
- IF SP 18-59 YEARS AND INTERVIEW DONE WITH SURVEY PARTICIPANT (CODED '1' IN RIQ.005), DISPLAY THE FOLLOWING INTRODUCTORY TEXT:
“Durante esta entrevista, le haré preguntas sobre su hogar, orientación sexual, estado actual de salud y sobre otros comportamientos de salud. Recuerde que todas sus respuestas a estas preguntas se mantendrán confidenciales. ¿Desea hacer alguna pregunta antes de que empecemos?”
- OTHERWISE, DISPLAY THE FOLLOWING INTRODUCTORY TEXT: “Durante esta entrevista, le haré preguntas sobre el estado actual de salud de {SP} y sobre otros comportamientos de salud.”

PESTICIDE USE – PUQ
Target Group: SPs 8+

PUQ.100 En los **últimos 7 días**, ¿se usó algún producto químico en {su hogar/el hogar de {él(M)/ella(F)}} para controlar las pulgas, cucarachas, hormigas, termitas u otros insectos?

CAPI INSTRUCTION:

IF SP 8-17 YEARS, DISPLAY THE FOLLOWING INTERVIEWER INSTRUCTION: "THIS ITEM IS COLLECTED VIA PROXY FOR SPS 8-17."

YES	1
NO	2
REFUSED	7
DON'T KNOW	9

PUQ.110 En los **últimos 7 días**, ¿se usó algún producto químico en {su jardín o césped/el jardín o césped de {él(M)/ella(F)}} para matar las malas hierbas/la maleza?

CODE 'NO' IF THE RESPONDENT SAYS S/HE DOES NOT HAVE A LAWN OR GARDEN.

CAPI INSTRUCTION:

IF SP 8-17 YEARS, DISPLAY THE FOLLOWING INTERVIEWER INSTRUCTION: "THIS ITEM IS COLLECTED VIA PROXY FOR SPS 8-17."

YES	1
NO	2
REFUSED	7
DON'T KNOW	9

SEXUAL BEHAVIOR – (SXQ)
Target Group: SPs 18-59 (CAPI)

BOX 1

CHECK ITEM SXQ.300:

- IF INTERVIEW NOT DONE ONLY WITH SURVEY PARTICIPANT (RIQ.005 NOT EQUAL TO 1), GO TO END OF SECTION.
- IF SP = FEMALE AND SP = 18 – 59 YEARS, CONTINUE WITH SXQ.295.
- ELSE IF SP = MALE AND SP = 18 – 59 YEARS, CONTINUE WITH SXQ.296.
- OTHERWISE, GO TO END OF SECTION.

SXQ.295 ¿Se considera usted a sí misma lesbiana o gay; heterosexual, o sea, no es gay o lesbiana; bisexual; otra (Target 18-59) cosa o no sabe la respuesta?

HAND CARD SXQ1

LESBIANA O GAY	1 (END OF SECTION)
HETEROSEXUAL, O SEA, NO ES GAY	
O LESBIANA	2 (END OF SECTION)
BISEXUAL	3 (END OF SECTION)
OTRA COSA.....	4 (END OF SECTION)
NO SÉ LA RESPUESTA.....	9 (END OF SECTION)
REFUSED.....	77 (END OF SECTION)
DON'T KNOW.....	99 (END OF SECTION)

SXQ.296 ¿Se considera usted a sí mismo gay; heterosexual, o sea, no es gay; bisexual; otra cosa o no sabe la (Target 18-59) respuesta?

HAND CARD SXQ2

GAY	1
HETEROSEXUAL, O SEA, NO ES GAY	2
BISEXUAL	3
OTRA COSA.....	4
NO SÉ LA RESPUESTA	9
REFUSED	77
DON'T KNOW	99

CURRENT HEALTH STATUS – HSQ

Target Group: SPs 16+

HSQ.590 La siguiente pregunta es acerca de la prueba del VIH, el virus que causa el SIDA. Excepto por las pruebas que a {usted/SP} le pueden haber hecho como parte de las donaciones de sangre, ¿le han hecho a {usted/él/ella} alguna vez la prueba del VIH?

- YES 1
- NO 2
- REFUSED 7
- DON'T KNOW 9

DEPRESSION SCREEN – DPQ
Target Group: SPs 12+

BOX 1

CHECK ITEM DPQ.001:

- IF INTERVIEW DONE ONLY WITH SURVEY PARTICIPANT (CODED '1' IN RIQ.005), CONTINUE.
- OTHERWISE, GO TO NEXT SECTION.

DPQ.010 Durante las **últimas 2 semanas**, ¿con qué frecuencia le han molestado alguno de los siguientes problemas:
Tener poco interés o placer en hacer las cosas? ¿Diría...

HAND CARD DPQ1

- Nunca, 0
- varios días, 1
- más de la mitad de los días, o 2
- casi todos los días? 3
- REFUSED 7
- DON'T KNOW 9

DPQ.020 [Durante las **últimas 2 semanas**, ¿con qué frecuencia le han molestado alguno de los siguientes problemas:]
Sentirse {desanimado(M)/desanimada(F)}, {deprimido(M)/deprimida(F)} o sin esperanza?

HAND CARD DPQ1

- NUNCA..... 0
- VARIOS DÍAS..... 1
- MÁS DE LA MITAD DE LOS DÍAS 2
- CASI TODOS LOS DÍAS 3
- REFUSED 7
- DON'T KNOW 9

DPQ.030 [Durante las **últimas 2 semanas**, ¿con qué frecuencia le han molestado alguno de los siguientes problemas:]
Con problemas en dormirse o en mantenerse {dormido(M)/dormida(F)}, o en dormir demasiado?

HAND CARD DPQ1

- NUNCA..... 0
- VARIOS DÍAS..... 1
- MÁS DE LA MITAD DE LOS DÍAS 2
- CASI TODOS LOS DÍAS 3
- REFUSED 7
- DON'T KNOW 9

DPQ.040 [Durante las **últimas 2 semanas**, ¿con qué frecuencia le han molestado alguno de los siguientes problemas:]

Sentirse {cansado(M)/cansada(F)} o tener poca energía?

HAND CARD DPQ1

NUNCA.....	0
VARIOS DÍAS.....	1
MÁS DE LA MITAD DE LOS DÍAS	2
CASI TODOS LOS DÍAS	3
REFUSED	7
DON'T KNOW	9

DPQ.050 [Durante las **últimas 2 semanas**, ¿con qué frecuencia le han molestado alguno de los siguientes problemas:]

Tener poco apetito o comer en exceso?

HAND CARD DPQ1

NUNCA.....	0
VARIOS DÍAS.....	1
MÁS DE LA MITAD DE LOS DÍAS	2
CASI TODOS LOS DÍAS	3
REFUSED	7
DON'T KNOW	9

DPQ.060 [Durante las **últimas 2 semanas**, ¿con qué frecuencia le han molestado alguno de los siguientes problemas:]

Sentir falta de amor propio – o que sea un fracaso o que se decepcionara a sí {mismo(M)/misma(F)} o a su familia?

HAND CARD DPQ1

NUNCA.....	0
VARIOS DÍAS.....	1
MÁS DE LA MITAD DE LOS DÍAS	2
CASI TODOS LOS DÍAS	3
REFUSED	7
DON'T KNOW	9

DPQ.070 [Durante las **últimas 2 semanas**, ¿con qué frecuencia le han molestado alguno de los siguientes problemas:]

Tener dificultad para concentrarse en cosas tales como leer el periódico o mirar la televisión?

HAND CARD DPQ1

NUNCA.....	0
VARIOS DÍAS.....	1
MÁS DE LA MITAD DE LOS DÍAS	2
CASI TODOS LOS DÍAS	3
REFUSED	7
DON'T KNOW	9

DPQ.080 [Durante las **últimas 2 semanas**, ¿con qué frecuencia le han molestado alguno de los siguientes problemas:]

Se mueve o habla tan lentamente que otra gente se podría dar cuenta - o por el contrario, está tan {agitado(M)/agitada(F)} o {inquieto(M)/inquieta(F)} que se mueve mucho más de lo acostumbrado?

HAND CARD DPQ1

NUNCA.....	0
VARIOS DÍAS.....	1
MÁS DE LA MITAD DE LOS DÍAS.....	2
CASI TODOS LOS DÍAS.....	3
REFUSED.....	7
DON'T KNOW.....	9

DPQ.090 Durante las **últimas 2 semanas**, ¿con qué frecuencia le ha molestado el siguiente problema:

Se le han ocurrido pensamientos de que sería mejor estar {muerto(M)/muerta(F)} o de que se haría daño de alguna manera?

HAND CARD DPQ1

NUNCA.....	0
VARIOS DÍAS.....	1
MÁS DE LA MITAD DE LOS DÍAS.....	2
CASI TODOS LOS DÍAS.....	3
REFUSED.....	7
DON'T KNOW.....	9

BOX 2
CHECK ITEM DPQ.095:
■ IF RESPONSE TO ANY OF QUESTIONS DPQ.010 – DPQ.090 = 1, 2, OR 3, GO TO DPQ.100.
■ OTHERWISE, GO TO NEXT SECTION.

DPQ.100 ¿Qué tan **difícil** se le ha hecho cumplir con su trabajo, atender su casa o relacionarse con otras personas debido a estos problemas?

¿Nada difícil,.....	0
algo difícil,.....	1
muy difícil,.....	2
extremadamente difícil?.....	3
REFUSED.....	7
DON'T KNOW.....	9

TOBACCO - SMQ
Target Group: SPs 12+ (CAPI)

BOX 1

CHECK ITEM SMQ.859:
IF SP AGED 12-17, GO TO SMQ.860.
OTHERWISE, CONTINUE.

SMQ.682 Las siguientes preguntas son acerca del uso de productos de tabaco en los últimos **5 días**.

Durante los últimos **5 días**, incluyendo hoy, ¿fumó {usted/él/ella} cigarrillos, pipas, puros, puritos o puritos con filtro, pipas de agua o “hookahs” con tabaco?

HAND CARD SMQ1

- YES 1
- NO 2 (SMQ.846)
- REFUSED 7 (SMQ.846)
- DON'T KNOW 9 (SMQ.846)

SMQ.692 ¿Cuál de estos productos fumó {usted(SE)/él(MPR)/ella(FPR)}?

HAND CARD SMQ1

(CHECK ALL THAT APPLY)

- Cigarrillos..... 1
- Pipas 2
- Puros, puritos o puritos
con filtro 3
- Pipas de agua o Hookahs con tabaco 4
- Cigarrillos electrónicos 5
- REFUSED 77 (SMQ.846)
- DON'T KNOW 99 (SMQ.846)

BOX 2

CHECK ITEM SMQ.701:
IF 'CIGARETTES' (CODE 1) IN SMQ.692, GO TO SMQ.710.
IF 'PIPES' (CODE 2) IN SMQ.692, GO TO SMQ.740.
IF 'CIGARS' (CODE 3) IN SMQ.692, GO TO SMQ.771.
IF 'WATER PIPES OR HOOKAHS' (CODE 4) IN SMQ.692, GO TO SMQ.845.

SMQ.710 Durante los últimos **5 días**, incluyendo hoy, ¿cuántos días fumó {usted(SE)/él(MPR)/ella(FPR)} cigarrillos?

HARD EDIT: RANGE 1 – 5.

| |

ANOTE LA CANTIDAD DE DÍAS

REFUSED 7

DON'T KNOW 9

SMQ.720 Durante los últimos **5 días**, incluyendo hoy, en los días que {usted(SE)/él(MPR)/ella(FPR)} fumó, ¿cuántos cigarrillos fumó {usted(SE)/él(MPR)/ella(FPR)} cada día?

IF R SAYS 95 OR MORE CIGARETTES PER DAY, ENTER 95.

HARD EDIT: RANGE 1 – 95.

| | | |

ANOTE LA CANTIDAD DE CIGARRILLOS

REFUSED 777

DON'T KNOW 999

SMQ.725 ¿Cuándo fumó {usted(SE)/él(MPR)/ella(FPR)} su último cigarrillo? ¿Fue esto. . .

hoy, 1

ayer o 2

hace de 3 a 5 días? 3

REFUSED 7

DON'T KNOW 9

BOX 3

CHECK ITEM SMQ.731:

IF 'PIPES' (CODE 2) IN SMQ.692, GO TO SMQ.740.

IF 'CIGARS' (CODE 3) IN SMQ.692, GO TO SMQ.771.

IF 'WATER PIPES OR HOOKAHS' (CODE 4) IN SMQ.692, GO TO SMQ.845.

OTHERWISE, GO TO SMQ.846.

SMQ.740 Durante los últimos **5 días**, incluyendo hoy, ¿cuántos días fumó {usted(SE)/él(MPR)/ella(FPR)} pipa?

HARD EDIT: RANGE 1 – 5.

| |

ANOTE LA CANTIDAD DE DÍAS

REFUSED 7

DON'T KNOW 9

BOX 4

CHECK ITEM SMQ.761:

IF 'CIGARS' (CODE 3) IN SMQ.692, GO TO SMQ.771.

IF 'WATER PIPES OR HOOKAH' IN SMQ.692, GO TO SMQ.845.

OTHERWISE, GO TO SMQ.846.

SMQ.771 Durante los últimos **5 días**, incluyendo hoy, ¿cuántos días fumó {usted/él/ella} puros, puritos o puritos con filtro?

HARD EDIT: RANGE 1 – 5.

| |

ENTER NUMBER OF DAYS

REFUSED 7

DON'T KNOW 9

BOX 5

CHECK ITEM SMQ.791:

IF 'WATER PIPE' (CODE 4) IN SMQ.692, GO TO 845.

OTHERWISE, GO TO SMQ.846.

SMQ.845 Durante los últimos **5 días**, incluyendo hoy, ¿cuántos días fumó {usted/él/ella} tabaco en una pipa de agua o "hookah"?

HARD EDIT: RANGE 1 – 5.

| |

ANOTE LA CANTIDAD DE DÍAS

REFUSED 7

DON'T KNOW 9

SMQ.846 Durante los últimos **5 días**, incluyendo hoy, ¿fumó {usted/él/ella} cigarrillos electrónicos? Es posible que también los conozca como JUUL™, cigarros electrónicos, vapeadores, plumas hookah, hookahs electrónicas o vaporizadores. Funcionan con batería, normalmente contienen nicotina líquida y producen vapor en vez de humo.

INTERVIEWER INSTRUCTION: THESE QUESTIONS CONCERN ELECTRONIC VAPING PRODUCTS FOR NICOTINE USE. THE USE OF ELECTRONIC VAPING PRODUCTS FOR MARIJUANA USE IS NOT INCLUDED IN THESE QUESTIONS.

- YES 1
- NO 2 (SMQ.851)
- REFUSED 7 (SMQ.851)
- DON'T KNOW 9 (SMQ.851)

SMQ.849 Durante los últimos **5 días**, incluyendo hoy, ¿cuántos días fumó {usted/él/ella} cigarrillos electrónicos?

HARD EDIT: RANGE 1 – 5.

ANOTE LA CANTIDAD DE DÍAS

- REFUSED 7
- DON'T KNOW 9

SMQ.851 Los productos de tabaco que no se fuma se ponen en la boca o la nariz e incluyen al tabaco de mascar, el rapé o tabaco de inhalar, el dip, el snus y los productos de tabaco que se disuelve.

Durante los últimos **5 días**, incluyendo hoy, ¿usó {usted(SE)/él(MPR)/ella(FPR)} algún producto de tabaco el cual no se fuma?

(No incluya productos que reemplazan la nicotina, tales como parches, chicle, pastillas de chupar o aerosoles los cuales se consideran productos que ayudan a dejar de fumar.)

- YES 1
- NO 2 (SMQ.863)
- REFUSED 7 (SMQ.863)
- DON'T KNOW 9 (SMQ.863)

SMQ.853 ¿Cuáles de estos productos usó {usted/él/ella}?

(CHECK ALL THAT APPLY)

- Tabaco de mascar 1
- Snuff o rapé (tabaco en polvo) 2
- Snus 3
- Productos que se disuelven..... 4
- Dip 5
- REFUSED 7 (SMQ.863)
- DON'T KNOW 9 (SMQ.863)

BOX 7

CHECK ITEM SMQ.855:

- IF 'CHEWING' (CODE 1) IN SMQ.853, GO TO SMQ.800.
- IF 'SNUFF' (CODE 2) IN SMQ.853, GO TO SMQ.817.
- OTHERWISE, GO TO SMQ.863.

SMQ.800 Durante los últimos **5 días**, incluyendo hoy, ¿cuántos días usó {usted(SE)/él(MPR)/ella(FPR)} tabaco de mascar, tal como Redman, Levi Garrett o Beechnut?

HARD EDIT: RANGE 1 – 5.

ANOTE LA CANTIDAD DE DÍAS

REFUSED 7
DON'T KNOW 9

BOX 8

CHECK ITEM SMQ.818:

- IF 'SNUFF' (CODE 2) IN SMQ.853, GO TO SMQ.817.
- OTHERWISE, GO TO SMQ.863.

SMQ.817 Durante los últimos **5 días**, incluyendo hoy, ¿cuántos días usó {usted(SE)/él(MPR)/ella(FPR)} rapé, tal como Skoal, Skoal Bandits, o Copenhagen?

HARD EDIT: RANGE 1 – 5.

ANOTE LA CANTIDAD DE DÍAS

REFUSED 7
DON'T KNOW 9

SMQ.863 Durante los últimos **5 días**, incluyendo hoy, ¿usó {usted(SE)/él(MPR)/ella(FPR)} algún producto para la terapia de reemplazo de nicotina tal como parches de nicotina, chicles de nicotina, pastillas para chupar, inhaladores o aerosoles nasales?

YES 1
NO 2 (END OF SECTION)
REFUSED 7 (END OF SECTION)
DON'T KNOW 9 (END OF SECTION)

SMQ.831 Durante los últimos **5 días**, incluyendo hoy, ¿cuántos días usó {usted(SE)/él(MPR)/ella(FPR)} algún producto de terapia de reemplazo de nicotina tal como parches de nicotina, chicles de nicotina, pastillas para chupar, inhaladores o aerosoles nasales?

HARD EDIT: RANGE 1 – 5.

(END OF SECTION)
ENTER NUMBER OF DAYS

REFUSED 7
DON'T KNOW 9

SMQ.860 Las siguientes preguntas son acerca de {su exposición/la exposición de él/ella} al humo de tabaco de otras personas.

Durante los últimos 7 días, ¿estuvo {usted/SP} en un **restaurante**?

YES 1
NO 2 (SMQ.870)
REFUSED 7 (SMQ.870)
DON'T KNOW 9 (SMQ.870)

SMQ.862 Mientras {usted/SP} estaba en un **restaurante**, ¿alguna persona fumó cigarrillos u otros productos de tabaco adentro del restaurante?

YES 1
NO 2
REFUSED 7
DON'T KNOW 9

SMQ.870 Durante los últimos 7 días, ¿viajó {usted/SP} en un **automóvil u otro vehículo motorizado**?

YES 1
NO 2 (SMQ.874)
REFUSED 7 (SMQ.874)
DON'T KNOW 9 (SMQ.874)

SMQ.872 Mientras {usted/SP} viajaba en un **automóvil u otro vehículo motorizado**, ¿alguna persona fumó cigarrillos u otros productos de tabaco?

YES 1
NO 2
REFUSED 7
DON'T KNOW 9

SMQ.874 Durante los últimos 7 días, ¿estuvo {usted/SP} en **una casa aparte de la {suya/de él/de ella}**?

- YES 1
- NO 2 (SMQ.878)
- REFUSED 7 (SMQ.878)
- DON'T KNOW 9 (SMQ.878)

SMQ.876 Mientras {usted/SP} estuvo en **una casa aparte de la {suya/de él/de ella}**, ¿alguna persona fumó cigarrillos u otros productos de tabaco dentro de la casa?

- YES 1
- NO 2
- REFUSED 7
- DON'T KNOW 9

SMQ.878 Durante los últimos 7 días, ¿estuvo {usted/SP} en **algún otro espacio cerrado**?

- YES 1
- NO 2 (SMQ.940)
- REFUSED 7 (SMQ.940)
- DON'T KNOW 9 (SMQ.940)

SMQ.880 Mientras {usted/SP} estuvo en **algún otro espacio cerrado**, ¿alguna persona fumó cigarrillos u otros productos de tabaco?

- YES 1
- NO 2
- REFUSED 7
- DON'T KNOW 9

SMQ.940 La siguiente pregunta es acerca de cigarrillos electrónicos.

Durante los últimos 7 días, ¿estuvo {usted/SP} en un **espacio cerrado** en el que alguien estaba fumando un cigarrillo electrónico, una hookah electrónica, un vapeador u otro producto electrónico similar?

- YES 1
- NO 2
- REFUSED 7
- DON'T KNOW 9

ALCOHOL USE – ALQ
Target Group: SPs 18+ (CAPI)

ALQ.111 Las siguientes preguntas son acerca de tomar bebidas alcohólicas. Están incluidos licores (tales como wiskey o ginebra), cerveza, vino, sangría o cualquier otro tipo de bebida alcohólica.

En **toda {su vida/la vida de SP}**, ¿ha tomado {usted/él/ella} al menos 1 bebida alcohólica de cualquier tipo, sin incluir probaditas o sorbos? Por bebida, quiero decir una cerveza de 12 onzas, una copa de vino de 5 onzas o una onza y media de licor.

HAND CARD ALQ1

YES	1
NO	2 (END OF SECTION)
REFUSED	7
DON'T KNOW	9

ALQ.121 En los **últimos 12 meses**, ¿aproximadamente con qué frecuencia se tomó {usted/SP} algún tipo de bebida alcohólica?

PROBE: ¿Cuántos días por semana, por mes o por año tomó {usted/SP}?

HAND CARD ALQ2

TODOS LOS DÍAS	1
CASI TODOS LOS DÍAS	2
3 A 4 VECES A LA SEMANA	3
2 VECES A LA SEMANA	4
UNA VEZ A LA SEMANA	5
2 A 3 VECES AL MES	6
UNA VEZ AL MES	7
7 A 11 VECES EN LOS ÚLTIMOS 12 MESES	8
3 A 6 VECES EN LOS ÚLTIMOS 12 MESES	9
1 A 2 VECES EN LOS ÚLTIMOS 12 MESES	10
NUNCA EN LOS ÚLTIMOS 12 MESES	0
REFUSED	77
DON'T KNOW	99

BOX 1

CHECK ITEM ALQ.125:

IF SP DIDN'T DRINK (CODED '0') IN ALQ.121, GO TO ALQ.151.
OTHERWISE, CONTINUE WITH ALQ.130.

ALQ.130 En los **últimos 12 meses**, en aquellos días en que {usted/SP} se tomó algún tipo de bebida alcohólica, en **promedio**, ¿cuántas bebidas se tomó {usted(SE)/él(MPR)/ella(FPR)}? (Por bebida, quiero decir una cerveza de 12 onzas, una copa de vino de 5 onzas o una onza y media de licor.)

HAND CARD ALQ1

IF LESS THAN 1 DRINK, ENTER '1'.
 IF 95 DRINKS OR MORE, ENTER '95'.

CAPI INSTRUCTION:

SOFT EDIT: IF RESPONSE >=20, THEN DISPLAY "USTED DIJO QUE EN LOS DÍAS QUE BEBIÓ, SE TOMÓ UN **PROMEDIO** DE {DISPLAY QUANTITY} BEBIDAS. ¿CORRECTO?"

HARD EDIT: Range – 1-95

 ENTER # OF DRINKS

REFUSED 777
 DON'T KNOW 999

ALQ.142 Q/U En los **últimos 12 meses**, ¿aproximadamente con qué frecuencia se tomó {usted/SP} **{DISPLAY NUMBER} o más bebidas alcohólicas** de cualquier tipo?

PROBE: ¿Cuántos días por semana, por mes o por año tomó {usted/SP} **{DISPLAY NUMBER}** o más bebidas alcohólicas en un solo día?

HAND CARD ALQ2

INTERVIEWER INSTRUCTION: IF SP ANSWERS NONE, PLEASE CODE '0', NEVER IN THE LAST YEAR.

CAPI INSTRUCTION:

IF SP = MALE, DISPLAY = 5
 IF SP = FEMALE, DISPLAY = 4

HARD EDIT: ALQ.142 CANNOT HAVE A LOWER CODED VALUE THAN ALQ.121, UNLESS ALQ.142 IS CODED '0'.

ERROR MESSAGE: "SP HAS REPORTED DRINKING MORE TIMES IN THIS QUESTION THAN WAS PREVIOUSLY REPORTED IN ALQ.121."

TODOS LOS DÍAS 1
 CASI TODOS LOS DÍAS 2
 3 A 4 VECES A LA SEMANA 3
 2 VECES A LA SEMANA 4
 UNA VEZ A LA SEMANA 5
 2 A 3 VECES AL MES 6
 UNA VEZ AL MES 7
 7 A 11 VECES EN LOS ÚLTIMOS 12 MESES 8
 3 A 6 VECES EN LOS ÚLTIMOS 12 MESES 9
 1 A 2 VECES EN LOS ÚLTIMOS 12 MESES 10
 NUNCA EN LOS ÚLTIMOS 12 MESES 0 (ALQ.151)
 REFUSED 77
 DON'T KNOW 99

ALQ.270 En **los últimos 12 meses**, ¿aproximadamente con qué frecuencia **tomó** {usted/SP} **{DISPLAY NUMBER}** o **más bebidas alcohólicas**, en un periodo de **dos horas o menos**?

HAND CARD ALQ2

CAP I INSTRUCTION:
IF SP = MALE, DISPLAY = 5
IF SP = FEMALE, DISPLAY = 4

HARD EDIT: ALQ.270 CANNOT HAVE A LOWER CODED VALUE THAN ALQ.121, UNLESS ALQ.270 IS CODED '0'.

ERROR MESSAGE: "SP HAS REPORTED DRINKING MORE TIMES IN THIS QUESTION THAN WAS PREVIOUSLY REPORTED IN ALQ.121."

TODOS LOS DÍAS	1
CASI TODOS LOS DÍAS	2
3 A 4 VECES A LA SEMANA	3
2 VECES A LA SEMANA	4
UNA VEZ A LA SEMANA	5
2 A 3 VECES AL MES	6
UNA VEZ AL MES	7
7 A 11 VECES EN LOS ÚLTIMOS 12 MESES	8
3 A 6 VECES EN LOS ÚLTIMOS 12 MESES	9
1 A 2 VECES EN LOS ÚLTIMOS 12 MESES	10
NUNCA EN LOS ÚLTIMOS 12 MESES	0
REFUSED	77
DON'T KNOW	99

ALQ.280 En **los últimos 12 meses**, ¿aproximadamente con qué frecuencia **tomó** {usted/SP} **8 o más** bebidas alcohólicas en **un solo día**?

HAND CARD ALQ2

HARD EDIT: ALQ.280 CANNOT HAVE A LOWER CODED VALUE THAN ALQ.121, UNLESS ALQ.280 IS CODED '0'.

ERROR MESSAGE: "SP HAS REPORTED DRINKING MORE TIMES IN THIS QUESTION THAN WAS PREVIOUSLY REPORTED IN ALQ.121."

TODOS LOS DÍAS	1
CASI TODOS LOS DÍAS	2
3 A 4 VECES A LA SEMANA	3
2 VECES A LA SEMANA	4
UNA VEZ A LA SEMANA	5
2 A 3 VECES AL MES	6
UNA VEZ AL MES	7
7 A 11 VECES EN LOS ÚLTIMOS 12 MESES	8
3 A 6 VECES EN LOS ÚLTIMOS 12 MESES	9
1 A 2 VECES EN LOS ÚLTIMOS 12 MESES	10
NUNCA EN LOS ÚLTIMOS 12 MESES	0 (ALQ.151)
REFUSED	77
DON'T KNOW	99

ALQ.290 En **los últimos 12 meses**, ¿aproximadamente con qué frecuencia **tomó** {usted/SP} **12 o más** bebidas alcohólicas en **un solo día**?

HAND CARD ALQ2

HARD EDIT: ALQ.290 CANNOT HAVE A LOWER CODED VALUE THAN ALQ.121, UNLESS ALQ.290 IS CODED '0'.

ERROR MESSAGE: "SP HAS REPORTED DRINKING MORE TIMES IN THIS QUESTION THAN WAS PREVIOUSLY REPORTED IN ALQ.121."

TODOS LOS DÍAS	1
CASI TODOS LOS DÍAS	2
3 A 4 VECES A LA SEMANA	3
2 VECES A LA SEMANA	4
UNA VEZ A LA SEMANA	5
2 A 3 VECES AL MES	6
UNA VEZ AL MES	7
7 A 11 VECES EN LOS ÚLTIMOS 12 MESES	8
3 A 6 VECES EN LOS ÚLTIMOS 12 MESES	9
1 A 2 VECES EN LOS ÚLTIMOS 12 MESES	10
NUNCA EN LOS ÚLTIMOS 12 MESES	0
REFUSED	77
DON'T KNOW	99

ALQ.151 ¿Hubo alguna vez un tiempo o tiempos en {su vida/la vida de SP} cuando {usted/él/ella} **se tomó {DISPLAY NUMBER} o más bebidas alcohólicas** de cualquier tipo, **casi todos los días**?

CAP I INSTRUCTION:

IF SP = MALE, DISPLAY = 5

IF SP = FEMALE, DISPLAY = 4

YES	1
NO	2
REFUSED	7
DON'T KNOW	9

REPRODUCTIVE HEALTH – RHQ
Target Group: Female SPs Ages 12+

RHQ.010 La siguiente serie de preguntas es acerca de {su historia reproductiva/la historia reproductiva de SP}. Empezaré por hacer algunas preguntas acerca {de su período o ciclo menstrual/del período o ciclo menstrual de SP}.

¿Qué edad tenía {usted/SP} cuando {usted(SE)/ella(FPR)} tuvo su (**primer** período menstrual/**primera** regla)?

CODE “0” IF HAVEN’T STARTED YET.

CAP I INSTRUCTION:

SOFT EDIT VALUES: AGE ≤8 AND ≥25 YEARS.

ERROR MESSAGE: “UNLIKELY RESPONSE. PLEASE VERIFY.”

HARD EDIT VALUES: AGE OF 1ST PERIOD CANNOT BE GREATER THAN CURRENT AGE.

ERROR MESSAGE: “AGE MENSTRUAL CYCLE STARTED CANNOT BE GREATER THAN AGE OF SP.”

SOFT EDIT: DISPLAY EDIT WHEN AGE OF SP IS GREATER THAN OR EQUAL TO 20 AND RHQ.010 IS CODED ‘0’.

ERROR MESSAGE: “IT IS UNLIKELY THAT SP’S 20 OR OLDER WILL NOT HAVE BEGUN TO MENSTRUATE. PLEASE VERIFY.”

ANOTE LA EDAD EN AÑOS

REFUSED 77

DON’T KNOW 99 (RHQ.020)

BOX 1

CHECK ITEM RHQ.015:

- IF PERIODS HAVEN’T STARTED (CODED ‘0’), GO TO END OF SECTION.
- IF PERIODS HAVE STARTED AND SP REPORTS AGE (CODED ‘1’ - ‘76’) IN RHQ.010 AND SP AGE ≥ 20, OR IF SP REFUSES AGE (CODED ‘77’) IN RHQ.010, GO TO RHQ.031.
- IF PERIODS HAVE STARTED AND SP REPORTS AGE (CODED ‘1’ - ‘76’) IN RHQ.010 AND SP AGE IS 12-19, GO TO RHQ.018.
- OTHERWISE, GO TO RHQ.031.

RHQ.018 ¿En qué mes tuvo {usted/SP} su primer período menstrual o sea su primera regla?

ENTER MONTH (RHQ.031)

HARD EDIT VALUES FOR MONTH: 01 – 12.

HARD EDIT: DISPLAY ERROR WHEN ONLY ONE DIGIT IS ENTERED FOR MONTH.

ERROR MESSAGE: “ENTER TWO DIGITS FOR MONTH.”

REFUSED 77 (RHQ.031)

DON’T KNOW 99 (RHQ.031)

RHQ.020 ¿Tenía {usted/SP} . . .

- menos de 10 años, 1
- de 10 a 12 años, 2
- entre 13 y 15 años, o 3
- 16 o más años? 4
- REFUSED 7
- DON'T KNOW 9

RHQ.031 ¿Ha tenido {usted/SP} **al menos un período** en los **últimos 12 meses**? Por favor, no incluya hemorragias causadas por condiciones médicas, terapia de hormonas o cirugías.

SOFT EDIT: DISPLAY EDIT WHEN AGE OF SP IS GREATER THAN OR EQUAL TO 60 AND RHQ.031 IS CODED YES.

ERROR MESSAGE: "IT IS UNLIKELY THAT SPS AGED 60 YEARS OR OLDER WILL STILL BE MENSTRUATING. PLEASE VERIFY."

- YES 1
- NO 2 (RHQ.043)
- REFUSED 7 (RHQ.060)
- DON'T KNOW 9 (RHQ.060)

BOX 1A

CHECK ITEM RHQ.033:

- IF SP < 20 YEARS OLD AND RHQ.031 = 1, GO TO BOX 3.
- IF SP 20+ YEARS OLD AND RHQ.031 = 1, GO TO RHQ 282.
- OTHERWISE, CONTINUE.

RHQ.043 ¿Cuál es la razón por la cual {usted/SP} no ha tenido **un período** en los últimos 12 meses?

HAND CARD RHQ 1

SOFT EDIT: DISPLAY EDIT WHEN AGE OF SP IS YOUNGER THAN OR EQUAL TO 50 AND RHQ.043 IS CODED 7 (MENOPAUSE/CHANGE OF LIFE).

ERROR MESSAGE: "UNLIKELY RESPONSE. PLEASE VERIFY."

- EMBARAZO 1 (BOX 3)
- AMAMANTANDO 2
- HISTERECTOMÍA 3
- MENOPAUSIA 7
- OTHER 9
- REFUSED 77
- DON'T KNOW 99

RHQ.282 ¿Le han hecho a {usted/SP} una histerectomía, incluyendo una histerectomía parcial, es decir, cirugía para **sacarle** el útero o matriz?

MARK IF KNOWN. OTHERWISE ASK.

HARD EDIT: IF RHQ043 CODED AS "3", BUT REPORTED "NO" TO RHQ282, DISPLAY THE FOLLOWING MESSAGE TO VERIFY THE ANSWERS TO RHQ043 AND RHQ282:

"Usted dijo que es debido a la histerectomía que no ha tenido la menstruación en los últimos 12 meses. ¿Es correcto?"

- YES 1
- NO 2
- REFUSED 7
- DON'T KNOW 9

RHQ.305 ¿Le han sacado a {usted/SP} los **dos** ovarios {ya sea cuando le sacaron el útero o en otra ocasión}?

CAPI INSTRUCTION: IF RHQ.282 = 1 DISPLAY "{ya sea cuando le sacaron el útero o en otra ocasión}"

- YES 1
- NO 2 (BOX 1B)
- REFUSED 7 (RHQ.060)
- DON'T KNOW 9 (RHQ.060)

RHQ.332 ¿Qué edad tenía {usted/SP} cuando le sacaron los ovarios o le sacaron el último ovario si se los sacaron en diferentes ocasiones?

CAPI INSTRUCTION:

HARD EDIT: RHQ.332 MUST BE EQUAL TO OR LESS THAN AGE OF SP.

ERROR MESSAGE: "AGE CANNOT BE GREATER THAN AGE OF SP."

ANOTE LA EDAD EN AÑOS

- REFUSED 777
- DON'T KNOW 999

BOX 1B
CHECK ITEM RHQ.334:
■ IF RHQ.031 = 1 AND RHQ.282 = 2 AND RHQ.305 = 2, GO TO BOX 3.
■ OTHERWISE, CONTINUE.

RHQ.060 ¿Más o menos qué edad tenía {usted/SP} cuando tuvo su **último** período?

SOFT EDIT: DISPLAY EDIT WHEN RHQ.060 IS GREATER THAN 59.
 ERROR MESSAGE: "IT IS UNLIKELY THAT AN SP WILL HAVE HER LAST MENSTRUAL PERIOD AFTER AGE 59. PLEASE VERIFY."

SOFT EDIT: RHQ.060 MUST BE LESS THAN OR EQUAL TO RHQ.332.
 ERROR MESSAGE: "AGE OF SP AT LAST MENSTRUAL PERIOD CANNOT BE GREATER THAN AGE OF SP AT HYSTERECTOMY OR AGE OF SP AT OOPHORECTOMY."

HARD EDIT: RHQ.060 MUST BE EQUAL TO OR LESS THAN AGE OF SP.
 ERROR MESSAGE: "AGE OF SP AT LAST MENSTRUAL PERIOD CANNOT BE GREATER THAN AGE OF SP."

□□□
 ANOTE LA EDAD EN AÑOS

REFUSED 77
 DON'T KNOW 99

BOX 2

CHECK ITEM RHQ.065:

- IF SP DOESN'T KNOW AGE AT LAST MENSTRUAL PERIOD (CODED '99') IN RHQ.060, CONTINUE.
- OTHERWISE, GO TO BOX 3.

RHQ.070 ¿Tenía {usted/SP} . . .

menos de 30 años, 1
 entre 30 y 34 años, 2
 entre 35 y 39 años, 3
 entre 40 y 44 años, 4
 entre 45 y 49 años, 5
 entre 50 y 54 años, o 6
 55 o más años? 7
 REFUSED 77
 DON'T KNOW 99

BOX 3

CHECK ITEM RHQ.072:

- IF SP IS 12-59 YEARS OLD, AND RHQ.043 = 3 OR 7, GO TO BOX 5.
- IF SP AGE IS GREATER THAN OR EQUAL TO 60 YEARS OLD, GO TO RHQ.131.
- OTHERWISE, CONTINUE.

RHQ.071 En los **últimos 12 meses**, ¿ha usado algún método anticonceptivo por algún motivo?

- YES 1
- NO 2 (RHQ.074)
- REFUSED 7 (RHQ.074)
- DON'T KNOW 9 (RHQ.074)

HELP SCREEN SHOULD READ: Los métodos anticonceptivos se pueden usar para evitar un embarazo, evitar contraer enfermedades de transmisión sexual o se pueden usar para otros problemas de salud, por ejemplo, para controlar el acné, para los dolores de cabeza o cólicos menstruales o para ayudar con las menstruaciones irregulares.

RHQ.073 ¿Qué métodos anticonceptivos usó en los **últimos 12 meses**?

HAND CARD RHQ3

CODE ALL THAT APPLY

- PÍLDORAS ANTICONCEPTIVAS..... 1
- PARCHE 2
- ANILLO..... 3
- INYECCIONES..... 4
- IMPLANTES 5
- CONDONES..... 6
- DISPOSITIVO INTRAUTERINO..... 7
- DIAFRAGMA, TAPA CERVICAL O
ESPONJA ANTICONCEPTIVA 8
- ESPUMA, CREMA, GEL O
SUPOSITORIO ESPERMICIDA 9
- MÉTODO NATURAL DE PLANIFICACIÓN
FAMILIAR..... 10
- ESTERILIZACIÓN 11
- MARCHA ATRÁS, COITO INTERRUPTIDO
O "SALIRSE" 12
- ANTICONCEPTIVO DE EMERGENCIA..... 13
- ABSTINENCIA..... 14
- REFUSED 77
- DON'T KNOW 99

RHQ.074 ¿Ha intentado {usted/SP} alguna vez, por lo menos durante un año, quedar embarazada y no lo ha logrado?

- YES 1
- NO 2
- REFUSED 7
- DON'T KNOW 9

RHQ.076 ¿Alguna vez ha ido {usted/SP} al médico o a otro proveedor de cuidados de salud debido a que no ha podido quedar embarazada?

- YES 1
- NO 2
- REFUSED 7
- DON'T KNOW 9

RHQ.078 ¿Alguna vez le han hecho tratamiento a {usted/SP} debido a una infección en las trompas de Falopio, en el útero o matriz o en los ovarios, conocida también como enfermedad pélvica inflamatoria?

- YES 1
- NO 2
- REFUSED 7
- DON'T KNOW 9

RHQ.131 Las siguientes preguntas son acerca de {su historia de embarazo/la historia de embarazo de SP}. Por favor, incluya {embarazo actual,} nacimientos vivos, abortos espontáneos, nacimientos muertos, embarazos extrauterinos y abortos.

¿Ha estado {usted/SP} alguna vez embarazada?

MARK IF KNOWN. OTHERWISE ASK.

CAP I INSTRUCTIONS:

IF R HQ.043 = 1, DISPLAY {su embarazo actual}

HELP SCREEN SHOULD READ: Aborto espontáneo: se refiere a un embarazo que termina naturalmente durante los primeros 5 meses (20 semanas) de embarazo. Nacimiento muerto: se refiere a un bebé que nace muerto después de 6 o más meses (20 o más semanas) de embarazo. Embarazo extrauterino: se refiere a un embarazo que ocurre en las trompas de Falopio. Aborto: se refiere a un embarazo que se termina durante los 6 meses de embarazo usando métodos de inducción. Los métodos incluyen extracción con aspiradora o sea succión, inyecciones salinas y "D y L" o sea dilatación y legrado o raspado uterino.

- YES 1
- NO 2 (RHQ.421)
- REFUSED 7 (RHQ.421)
- DON'T KNOW 9 (RHQ.421)

BOX 6

CHECK ITEM RHQ.136:

- IF THE SP HAS EXPERIENCED MENOPAUSE (RHQ.043 = 7), GO TO RHQ.160.
- IF THE SP HAD HYSTERECTOMY (RHQ.043 = 3 OR RHQ.282 = 1), GO TO RHQ.160.
- OTHERWISE, CONTINUE.

RHQ.143 ¿Está {usted/SP} embarazada **ahora**?

MARK IF KNOWN. OTHERWISE ASK.

YES 1
NO 2
REFUSED 7
DON'T KNOW 9

RHQ.160 ¿Cuántas veces ha estado embarazada {usted/SP}? Por favor, cuente todos {sus embarazos/los embarazos de ella} incluyendo {embarazo actual,} nacimientos vivos, abortos espontáneos, nacimientos muertos, embarazos extrauterinos y abortos.)

HELP SCREEN SHOULD READ: Aborto espontáneo: se refiere a un embarazo que termina naturalmente durante los primeros 5 meses (20 semanas) de embarazo. Nacimiento muerto: se refiere a un bebé que nace muerto después de 6 o más meses (20 o más semanas) de embarazo. Embarazo extrauterino: se refiere a un embarazo que ocurre en las trompas de Falopio. Aborto: se refiere a un embarazo que se termina durante los 6 meses de embarazo usando métodos de inducción. Los métodos incluyen extracción con aspiradora o sea succión, inyecciones salinas y “D y L” o sea dilatación y legrado o raspado uterino o sea raspado uterino.

CAP I INSTRUCTION: IF RHQ.143 = 1 DISPLAY {su embarazo actual}.

ANOTE LA CANTIDAD DE EMBARAZOS

REFUSED 77
DON'T KNOW 99

RHQ.162 **Durante {alguno de sus embarazos/su embarazo/el embarazo de SP}, ¿le dijo a {usted/SP} alguna vez un médico o algún otro profesional de salud que {usted/ella} tenía diabetes, diabetes de azúcar, o diabetes gestacional? Por favor, no incluya diabetes de la cual {usted/SP} haya sabido antes del embarazo.**

CAP I INSTRUCTION:

IF RHQ.160 = 1, DISPLAY {su embarazo/el embarazo de SP}. OTHERWISE, DISPLAY {alguno de sus embarazos}.

HELP SCREEN SHOULD READ: Diabetes gestacional es una forma de diabetes o alta azúcar en la sangre encontrada en las mujeres embarazadas.

YES 1
NO 2 (BOX 7)
BORDERLINE 3 (BOX 7)
REFUSED 7 (BOX 7)
DON'T KNOW 9 (BOX 7)

BOX 7

CHECK ITEM RHQ.165:

- IF SP ONLY HAD ONE PREGNANCY (CODED '1') IN RHQ.160 AND CURRENTLY PREGNANT (CODED '1') IN RHQ.143, SKIP TO RHQ.421.
- OTHERWISE CONTINUE.

RHQ.167 ¿Cuántos partos ha tenido {usted/SP}? (Cuenta los partos vaginales y por cesárea y tanto los nacimientos muertos como los vivos.)

COUNT THE NUMBER OF DELIVERIES, NOT THE NUMBER OF LIVE-BORN CHILDREN. FOR EXAMPLE, IF SP DELIVERED TWINS OR HAD ANY OTHER MULTIPLE BIRTH, COUNT AS A SINGLE DELIVERY.

SOFT EDIT: RHQ.167 MUST BE EQUAL TO OR LESS THAN RHQ.160.

ERROR MESSAGE: "It is unlikely that the number of deliveries (vaginal and cesarean deliveries combined) is greater than the number of pregnancies. Please verify."

SOFT EDIT: IF CURRENTLY PREGNANT (CODED '1' IN RHQ.143) THEN RHQ.167 SHOULD BE LESS THAN OR EQUAL TO RHQ.160 MINUS 1.

ERROR MESSAGE: "Debido a que usted está actualmente embarazada es improbable que la cantidad de partos vaginales sea igual o mayor a la cantidad de sus embarazos. Por favor, verifique."

□□□

ANOTE LA CANTIDAD

REFUSED 77
DON'T KNOW 99

BOX 7B

CHECK ITEM RHQ.170A:

- IF THE NUMBER OF DELIVERIES IN RHQ.167 EQUALS ZERO, GO TO RHQ.421.
- OTHERWISE, CONTINUE WITH RHQ.172.

RHQ.172 {{Su parto/El parto de SP}}/{Alguno de sus partos/Alguno de los partos de SP}} resultó en un bebé que pesaba 9 libras o más al nacer? Por favor, cuente los nacimientos muertos así como también los nacimientos vivos.

INTERVIEWER INSTRUCTION: IF SP ONLY RECALLS HER BABY'S BIRTH WEIGHT IN KILOS/GRAMS: 9 LB ~ 4.1 KG/ 4,100 G.

CAPI INSTRUCTION:

IF SP HAD ONE DELIVERY (RHQ.167 = 1), DISPLAY {Su parto}.

IF SP HAD MORE THAN ONE DELIVERY (RHQ.167 > 1), DISPLAY {Alguno de sus partos } FOR SP AND {Alguno de los partos de SP} FOR PROXY.

YES 1
NO 2
REFUSED 7
DON'T KNOW 9

RHQ.171 {¿Cuántos de {sus partos/los partos de ella} resultaron en nacimientos vivos?/¿Resultó {su parto/el parto de ella} en un nacimiento vivo?}

CAPI INSTRUCTION:

IF SP HAD ONE DELIVERY (RHQ.167 = 1), REPLACE REPLACE {¿Cuántos de {sus partos/los partos de ella} resultaron en nacimientos vivos?} WITH {¿Resultó {su parto/el parto de ella} en un nacimiento vivo?}

FOR SINGLE DELIVERIES:

Yes = 1

No = 0

COUNT THE NUMBER OF TOTAL DELIVERIES, NOT NUMBER OF LIVE-BORN CHILDREN. FOR EXAMPLE, IF SP HAD TWINS OR OTHER MULTIPLE BIRTH, COUNT AS A SINGLE DELIVERY.

SOFT EDIT: RHQ.171 MUST BE EQUAL TO OR LESS THAN RHQ.160.

ERROR MESSAGE: "NUMBER OF LIVE BIRTHS CANNOT BE GREATER THAN THE NUMBER OF PREGNANCIES."

|_|_|

ANOTE LA CANTIDAD DE PARTOS

REFUSED 77

DON'T KNOW 99

BOX 8

CHECK ITEM RHQ.177:

- IF SP GREATER THAN OR EQUAL TO 60, GO TO RHQ.421.
- IF SP LESS THAN 60 AND RHQ.171 = 0, GO TO RHQ.421.
- OTHERWISE, CONTINUE.

RHQ.180 ¿Qué edad tenía {usted/SP} en el momento de su {primer} nacimiento vivo?

CAPI INSTRUCTION:

IF SP HAD MORE THAN 1 LIVE BIRTH (CODED >= 2) IN RHQ.171, DISPLAY {primer}.

CAPI INSTRUCTION:

HARD EDIT: RHQ.180 MUST BE EQUAL TO OR LESS THAN AGE OF SP.

ERROR MESSAGE: "AGE OF SP AT FIRST LIVE BIRTH CANNOT BE GREATER THAN AGE OF SP."

SOFT EDIT: DISPLAY EDIT WHEN RHQ.180 IS LESS THAN OR EQUAL TO RHQ.010.

ERROR MESSAGE: "AGE OF SP AT FIRST LIVE BIRTH CANNOT BE LESS THAN AGE WHEN SP'S FIRST PERIOD STARTED."

|_|_|

ANOTE LA EDAD EN AÑOS

REFUSED 77

DON'T KNOW 99

RHQ.184 ¿En qué mes y año tuvo su último parto? Cuente los nacimientos muertos y los nacimientos vivos.
 M/Y

__|__|
 MONTH

REFUSED77
 DON'T KNOW99

__|__|__|__|(BOX 9A)
 YEAR

REFUSED7777
 DON'T KNOW9999

HARD EDIT: DATE MUST BE EQUAL OR LESS THAN CURRENT MONTH/YEAR.
 HARD EDIT VALUES FOR MONTH: 01 – 12.
 HARD EDIT VALUES FOR YEAR: 1900 – 2100.

INTERVIEWER INSTRUCTION:
 WE ARE ASKING THE BIRTH MONTH AND YEAR OF THE WOMAN'S LAST CHILD OR THE DATE HER LAST PREGNANCY ENDED (IF STILLBIRTH).

CAPI INSTRUCTIONS:
 SEPARATE FIELDS FOR MONTH AND YEAR AND ALLOW ENTRY OF RF AND DK IN FIELDS.
 HARD EDIT: DISPLAY ERROR WHEN ONLY ONE DIGIT IS ENTERED FOR MONTH.
 ERROR MESSAGE: "ENTER TWO DIGITS FOR MONTH."

CAPI INSTRUCTIONS:
 CALCULATE SP'S {AGE OF THIS LAST DELIVERY} AND USE THIS AGE IN THE FOLLOWING SOFT EDITS:

- IF {AGE OF THIS LAST DELIVERY} IS LESS THAN WHAT REPORTED IN RHQ.180, DISPLAY: "THIS MEANS THE SP WAS {AGE OF THIS LAST DELIVERY} YEARS OLD AT LAST DELIVERY. THIS IS UNLIKELY BECAUSE THE SP REPORTED HAVING HER FIRST LIVE BIRTH WHEN SHE WAS {AGE AT RHQ.180}. PLEASE VERIFY."

BOX 9A

CHECK ITEM RHQ.187:

- IF THE DATE OF LAST DELIVERY IN RHQ.184 IS WITHIN THE LAST 24 MONTHS, CONTINUE.
- IF THE MONTH IN RHQ.184 IS "REFUSED" OR "DON'T KNOW" AND [(THE YEAR IN RHQ.184) > (CURRENT YEAR -3)], CONTINUE.
- OTHERWISE, GO TO RHQ.421.

RHQ.200 ¿Está {usted/SP} **ahora** amamantando/dándole pecho a un niño?

YES 1
 NO 2
 REFUSED 7
 DON'T KNOW 9

RHQ.421 ¿**Alguna vez** ha usado {usted/SP} anticonceptivos como píldoras parches, anillos, implantes o inyecciones por algún motivo?

CAPI INSTRUCTION:

IF RHQ.073 = 1, 2, 3, 4, OR 5, fill = 1

- YES 1
- NO 2 (RHQ.510)
- REFUSED 7 (RHQ.510)
- DON'T KNOW 9 (RHQ.510)

BOX 20
CHECK ITEM RHQ.535:
■ IF SP 20 YEARS OF AGE OR OLDER, CONTINUE.
■ OTHERWISE, GO TO BOX 24.

RHQ.540 ¿Ha usado {usted/SP} **alguna vez** hormonas femeninas tales como estrógeno y progesterona? Por favor, incluya todas las formas de hormonas femeninas recetadas, tales como (pastillas/píldoras), cremas, parches e inyectables, pero **no** incluya métodos de control de la natalidad o anticonceptivos o uso para la infertilidad.

IN SITUATIONS OF HORMONE USE FOR NON-MENOPAUSAL CONDITIONS, CODE HRT USE AS "NO".

HAND CARD RHQ2

- YES 1
- NO 2 (BOX 24)
- REFUSED 7 (BOX 24)
- DON'T KNOW 9 (BOX 24)

RHQ.542 ¿Qué formas de hormonas femeninas recetadas ha usado {usted/SP}?

CODE ALL THAT APPLY

HAND CARD RHQ2

- PASTILLAS/PÍLDORAS 10
- PARCHES 11
- CREMA/SUPOSITARIO/INYECCIÓN 12
- OTHER 13
- REFUSED 77
- DON'T KNOW 99

BOX 21

CHECK ITEM RHQ.552:
IF SP USED FEMALE HORMONE PILLS (CODE '10') IN RHQ.542, CONTINUE.
OTHERWISE, GO TO BOX 24.

RHQ.554 ¿Ha tomado {usted/SP} **alguna vez (pastillas/píldoras)** de hormonas femeninas que contienen **estrógeno solamente**, tal como Premarin? No incluya (pastillas/píldoras) anticonceptivas.

HAND CARD RHQ2

YES 1
NO 2 (RHQ.570)
REFUSED 7 (RHQ.570)
DON'T KNOW 9 (RHQ.570)

RHQ.570 ¿Ha tomado {usted/SP} (**pastillas/píldoras**) de hormonas femeninas que contienen **ambos, estrógeno y progestina**, tal como Prempro o Premphase? No incluya (pastillas/píldoras) anticonceptivas.

HAND CARD RHQ2

YES 1
NO 2 (BOX 22)
REFUSED 7 (BOX 22)
DON'T KNOW 9 (BOX 22)

BOX 24

CHECK ITEM RHQ.642:

- IF SP CURRENTLY PREGNANT (CODED '1') IN RHQ.143, CONTINUE WITH FSQ.652a.
- ELSE IF RHQ.184 IS WITHIN THE LAST 24 MONTHS, GO TO FSQ.652b.
- ELSE IF THE MONTH IN RHQ.184 IS "REFUSED" OR "DON'T KNOW" AND [(THE YEAR IN RHQ.184) > (CURRENT YEAR – 3)], GO TO FSQ.652b.
- ELSE IF THE YEAR IN RHQ.184 IS "REFUSED" OR "DON'T KNOW" AND SP AGE IS 12-59, GO TO FSQ.652b.
- OTHERWISE, GO TO END OF SECTION.

FSQ.652a Las siguientes preguntas son acerca de la participación en WIC, es decir, el Programa para Mujeres, Infantes y Niños.

¿Durante este embarazo ha usado beneficios de WIC para comprar alimentos para usted?

YES 1
NO 2 (END OF SECTION)
REFUSED 7 (END OF SECTION)
DON'T KNOW 9 (END OF SECTION)

FSQ.672a ¿Cuántos meses de embarazo tenía usted cuando comenzó a recibir beneficios de WIC para comprar alimentos para usted?

ENTER NUMBER

REFUSED 77
DON'T KNOW 99

BOX 27
CHECK ITEM RHQ.644:
■ GO TO FSQ.662.

FSQ.652b Las siguientes preguntas son acerca de la participación en WIC, es decir, el Programa para Mujeres, Infantes y Niños.

Durante su último embarazo, ¿usó beneficios de WIC para comprar alimentos para usted? Por favor, incluya nacimientos muertos o pérdidas/abortos espontáneos.

YES 1
NO 2 (FSQ.652c)
REFUSED 7 (FSQ.652c)
DON'T KNOW 9 (FSQ.652c)

FSQ.672b ¿Cuántos meses de embarazo tenía cuando comenzó a recibir beneficios de WIC para comprar alimentos para usted?

ENTER NUMBER

REFUSED 77
DON'T KNOW 99

FSQ.652c Después de que su {último} hijo nació, ¿usó los beneficios de WIC para comprar alimentos para usted?

IF RHQ.160 > 1, DISPLAY {último}.

YES 1
NO 2
REFUSED 7
DON'T KNOW 9

BOX 28

CHECK ITEM RHQ.646:

- IF RHQ.184 IS WITHIN THE LAST 12 MONTHS, CONTINUE WITH FSQ.662.
- IF THE MONTH IN RHQ.184 IS "REFUSED" OR "DON'T KNOW" AND [(THE YEAR IN RHQ.184) > (CURRENT YEAR - 2)], CONTINUE.
- OTHERWISE, GO TO END OF SECTION.

FSQ.662 ¿Está usted recibiendo **ahora** beneficios de WIC para usted?

- YES 1
- NO 2
- REFUSED 7
- DON'T KNOW 9

KIDNEY CONDITIONS - KIQ
New Target Group: SPs 20+

KIQ.005 Las siguientes preguntas son acerca de las personas a quienes se les sale la orina. A muchas personas se les sale la orina.

¿Qué tan frecuentemente se le sale la orina a {usted/SP}? ¿Diría {usted(SE)/él(MPR)/ella(FPR)} ...

CAPI INSTRUCTION:

HELP SCREEN: Otra manera de decir se le sale la orina es no poder contener la orina antes de llegar al baño, no poder controlar la vejiga, pérdida de control de la orina.

- nunca,..... 1 (KIQ.042)
- menos de una vez al mes,..... 2
- unas pocas veces al mes, 3
- unas pocas veces a la semana, o 4
- todos los días y/o noches? 5
- REFUSED 7 (KIQ.042)
- DON'T KNOW 9 (KIQ.042)

KIQ.010 ¿Cuánta orina pierde {usted/SP} cada vez? ¿Diría {usted(SE)/él(MPR)/ella(FPR)} ...

- gotas,..... 1
- salpicaduras pequeñas, o..... 2
- más?..... 3
- REFUSED 7
- DON'T KNOW 9

KIQ.042 Durante los **últimos 12 meses**, ¿ha perdido {usted/SP} el control o se le ha salido la orina, incluso una cantidad pequeña de orina debido a una actividad tal como toser, levantar algo o hacer ejercicios?

- YES 1
- NO 2 (KIQ.044)
- REFUSED 7 (KIQ.044)
- DON'T KNOW 9 (KIQ.044)

KIQ.430 ¿Qué tan frecuentemente le ocurre esto? ¿Diría {usted(SE)/él(MPR)/ella(FPR)} que esto le ocurre...

HAND CARD KIQ1

- menos de una vez al mes,..... 1
- unas pocas veces al mes, 2
- unas pocas veces a la semana, o 3
- todos los días y/o noches? 4
- REFUSED 7
- DON'T KNOW 9

KIQ.044 Durante los **últimos 12 meses**, ¿ha perdido {usted/SP} el control o se le ha salido la orina, incluso una cantidad pequeña, debido a que {usted(SE)/él(MPR)/ella(FPR)} tenía urgencia o presión para orinar y no pudo llegar al baño lo suficientemente rápido?

- YES 1
- NO 2 (KIQ.046)
- REFUSED 7 (KIQ.046)
- DON'T KNOW 9 (KIQ.046)

KIQ.450 ¿Qué tan frecuentemente le ocurre esto? ¿Diría {usted(SE)/él(MPR)/ella(FPR)} que esto le ocurre...

HAND CARD KIQ1

- menos de una vez al mes, 1
- unas pocas veces al mes, 2
- unas pocas veces a la semana, o 3
- todos los días y/o noches? 4
- REFUSED 7
- DON'T KNOW 9

KIQ.046 Durante los **últimos 12 meses**, ¿ha perdido {usted/SP} el control o se le ha salido la orina, incluso una cantidad pequeña, **sin** hacer una actividad tal como toser, levantar algo o hacer ejercicios, o sin tener urgencia para orinar?

- YES 1
- NO 2 (BOX 1)
- REFUSED 7 (BOX 1)
- DON'T KNOW 9 (BOX 1)

KIQ.470 ¿Qué tan frecuentemente le ocurre esto? ¿Diría {usted(SE)/él(MPR)/ella(FPR)} que esto le ocurre...

HAND CARD KIQ1

- menos de una vez al mes, 1
- unas pocas veces al mes, 2
- unas pocas veces a la semana, o 3
- todos los días y/o noches? 4
- REFUSED 7
- DON'T KNOW 9

BOX 1

CHECK ITEM KIQ.048A:

- IF 'YES' (CODED '1') IN KIQ.042 OR KIQ.044 OR KIQ.046, CONTINUE WITH KIQ.050.
- OTHERWISE, GO TO KIQ.480.

KIQ.050 Durante los **últimos 12 meses**, ¿qué tanto le ha molestado a {usted(SE)/él(MPR)/ella(FPR)} la salida de la orina? Por favor seleccione una de las siguientes opciones:

- nada, 1
- un poco solamente, 2
- algo, 3
- mucho, o 4
- excesivamente? 5
- REFUSED 7
- DON'T KNOW 9

KIQ.052 Durante los **últimos 12 meses**, ¿qué tanto le ha afectado a {usted(SE)/él(MPR)/ella(FPR)} la salida de la orina en sus actividades diarias? (Por favor seleccione una de las siguientes opciones:)

- nada, 1
- un poco solamente, 2
- algo, 3
- mucho, o 4
- excesivamente? 5
- REFUSED 7
- DON'T KNOW 9

KIQ.480 Durante los **últimos 30 días**, ¿cuántas veces por noche se levantó {usted/SP} usualmente para orinar, desde el momento en que {usted(SE)/él(MPR)/ella(FPR)} se fue a acostar en la noche hasta el momento en que se levantó en la mañana? ¿Diría {usted(SE)/él(MPR)/ella(FPR)} que...

- 0, 0
- 1, 1
- 2, 2
- 3, 3
- 4, 4
- 5 o más? 5
- REFUSED 77
- DON'T KNOW 99

PHYSICAL ACTIVITY AND PHYSICAL FITNESS – PAQ
Target Group: SPs 12-15

PAQ.706 Ahora quiero hacerle algunas preguntas acerca de {sus actividades/las actividades de SP}.

Durante los **últimos 7 días**, ¿cuántos días estuvo {usted/SP} físicamente {activo(M)/activa(F)} por un total de **al menos 60 minutos al día**? Incluya todo el tiempo que {usted/él/ella} pasó en cualquier actividad física que le haya aumentado los latidos del corazón y le haya hecho respirar rápido parte del tiempo.

0 días	0
1 día	1
2 días	2
3 días	3
4 días.....	4
5 días.....	5
6 días.....	6
7 días.....	7
REFUSED	77
DON'T KNOW	99

PAQ.711 En un día típico durante el año escolar, ¿aproximadamente cuántas horas pasa {usted/SP} normalmente jugando en un smartphone o computadora, mirando televisión o películas o jugando videojuegos?

|_|_|

ENTER NUMBER OF HOURS

REFUSED	77
DON'T KNOW	99

SOFT EDIT: 18 HOURS OR MORE.

ERROR MESSAGE: PLEASE VERIFY TIMES OF 18 HOURS OR MORE.

HARD EDIT: 24 HOURS OR MORE.

ERROR MESSAGE: THE TIME SHOULD BE LESS THAN 24 HOURS.

WEIGHT HISTORY – WHQ
Target Group: SPs 8-15 years

BOX 1

CHECK ITEM WHQ.499:

- IF INTERVIEW DONE ONLY WITH SURVEY PARTICIPANT (CODED '1') IN RIQ.005 AND NO INTERPRETER USED (INT.001 CODED '2'), CONTINUE WITH WHQ.030mc.
- IF INTERVIEW DONE WITH SURVEY PARTICIPANT (CODED '1') IN RIQ.005 AND INTERPRETER USED (INT.001 CODED '1'), AND INTERPRETER SOURCE = 4, 5, 6, 7, OR 99 IN INT.007, CONTINUE WITH WHQ.030m.
- OTHERWISE, GO TO NEXT SECTION.

WHQ.030m ¿Consideras que hoy estás ...

- gordo(a) o con sobrepeso, 1
- muy delgado(a) o de bajo peso, o 2
- más o menos en el peso correcto?..... 3
- REFUSED 7
- DON'T KNOW 9

WHQ.500 ¿Cuál de las siguientes cosas estás tratando de hacer acerca de tu peso:

- bajar de peso, 1
- subir de peso, 2
- mantenerte en el mismo peso, o. 3
- no estás tratando de hacer nada acerca de tu peso?..... 4
- REFUSED 7
- DON'T KNOW 9

WHQ.520 El año pasado, ¿con qué frecuencia trataste de bajar de peso? ¿Dirías...

- nunca, 1
- algunas veces, o 2
- muchas veces?..... 3
- REFUSED 7
- DON'T KNOW 9

BOX 2

CHECK ITEM WHQ.709:

- IF SP AGE >= 12, CONTINUE.
- OTHERWISE, GO TO END OF SECTION.

DBQ.895 A continuación voy a preguntarte acerca de comidas.
G/Q

Por comida, quiero decir **desayuno, comida/almuerzo y cena**. Durante los **últimos 7 días**, ¿cuántas comidas comiste que fueron **preparadas fuera del hogar** en lugares tales como restaurantes, lugares de comida rápida (“fast food”), puestos de comida, (tiendas/almacenes) de alimentos o de máquinas para vender comidas.

Por favor no incluyas comidas proporcionadas como parte de (una comida/un almuerzo) o desayuno escolar.

SOFT EDIT VALUES: 0-21

Error message: “Por favor verifica que comiste **más** de 3 comidas preparadas fuera del hogar **todos** los días durante los últimos 7 días.

|_|_|

ANOTE LA CANTIDAD

NINGUNA 2 (DBQ.905)
REFUSED 77 (DBQ.905)
DON'T KNOW 99 (DBQ.905)

DBQ.900 ¿Cuántas de esas comidas conseguiste en un lugar de comida rápida (“fast food”) o pizzería?
G/Q

HARD EDIT: “DBQ.900 must be equal to or less than DBQ.895.”

Error message: "La cantidad de comidas de un lugar de comida rápida (“fast food”) o pizzería no puede ser mayor que la cantidad de comidas que comiste y que fueron preparadas fuera del hogar. ¿Puedes dar otra respuesta por favor?

|_|_|

ANOTE LA CANTIDAD

NINGUNA 2 (DBQ.905)
REFUSED 7 (DBQ.905)
DON'T KNOW 9 (DBQ.905)

DBQ.905 G/Q/U Algunas tiendas de comestibles venden comidas “listas para comer”, tales como ensaladas, sopas, pollo, sándwiches/emparedados y verduras/vegetales cocidos(as) en sus secciones de ensaladas (“salad bar”) y “deli” (fiambrería).

Durante los **últimos 30 días**, ¿con qué frecuencia comiste comidas “listas para comer” de (una tienda/un almacén) de comestibles? Por favor no incluyas (fiambres/carnes frías) o queso que se compra para (sándwiches/emparedados) ni alimentos congelados o enlatados.

□□□□

ANOTE LA CANTIDAD DE VECES (AL DÍA, A LA SEMANA, O AL MES)

NUNCA 2 (DBQ.910)
REFUSED 7 (DBQ.910)
DON'T KNOW 9 (DBQ.910)

ENTER UNIT

DÍA 1
SEMANA 2
MES..... 3

DBQ.910 G/Q/U Durante los **últimos 30 días**, ¿con qué frecuencia comiste comidas o pizzas congeladas? Aquí hay unos ejemplos de comidas congeladas y de pizzas congeladas.

HAND CARD WHQ2

□□□□

ANOTE LA CANTIDAD DE VECES (AL DÍA, A LA SEMANA, O AL MES)

NUNCA 2 (END OF SECTION)
REFUSED 7 (END OF SECTION)
DON'T KNOW 9 (END OF SECTION)

ENTER UNIT

DÍA 1
SEMANA 2
MES..... 3

THIS PAGE IS INTENTIONALLY LEFT BLANK.

Appendix A.3
The Spanish Audio-CASI

ACASI INTRODUCTION AND PRACTICE SCREENS

Target Group: SPs 12 - 69 (Audio-CASI)

TUQ.INT_ Ahora quiero que use los audífonos y escuche algunas preguntas. Usted anotará sus respuestas en la computadora tocando la pantalla. Esto le permitirá contestar las preguntas en completa privacidad. Yo saldré de la habitación durante ese momento, pero estaré afuera en el pasillo para ayudarle si tiene algún problema. Revisemos algunos ejemplos y después usted completará la entrevista por su cuenta.

ACASI CHOOSE A LANGUAGE.
First Screen

ENGLISH
SPANISH

TUQ.000_ Estas preguntas son de práctica.

Por favor toque el botón {NEXT BUTTON IMAGE} para ver la pregunta.

TUQ.010 Aquí hay un ejemplo de un tipo de pregunta:
Q/U “¿Está usted cansado(a)? Por favor seleccione...”

Sí 1
No..... 2
REFUSED 7
DON'T KNOW 9

TUQ.020 Otro tipo de pregunta requiere que se responda con un número. Conteste tocando los botones con números en el teclado.
“¿Cuántas horas durmió usted anoche?”
Por favor anote una cantidad.

CASI INSTRUCTION: DISPLAY NUMBER KEYPAD WITH CLEAR BUTTON

|_|_|
NUMBER

REFUSED 77
DON'T KNOW 99

TUQ.025 Otro tipo de pregunta requiere que se responda con un número y una unidad de tiempo. Conteste tocando los botones con números en el teclado y después seleccionando una unidad de tiempo.

“¿Cuánto tiempo hace que no ve una película?”

Por favor anote la cantidad de días, semanas, meses o años y después seleccione la unidad de tiempo.

CAPI INSTRUCTION: DISPLAY NUMBER KEYPAD WITH CLEAR BUTTON ON LEFT AND DAYS, WEEKS, MONTHS, YEARS KEYPAD WITH CLEAR BUTTON ON THE RIGHT.

|_|_|_|

REFUSED 777
DON'T KNOW 999

ENTER UNIT

Días 1
Semanas 2
Meses 3
Años 4

TUQ.030 Para volver a una pregunta anterior para cambiar su respuesta, toque el botón {BACK BUTTON IMAGE}.

TUQ.040 Tal como las otras preguntas que usted ha contestado hoy, sus respuestas serán mantenidas en confidencia. Si no está seguro(a) de una respuesta, denos su mejor estimación. Si desea hacer alguna pregunta acerca de cómo usar la computadora, por favor pregúntele a su entrevistador ahora.

Non-response Screen
Usted no contestó la pregunta anterior. ¿Tenía la intención de contestar, preferiría no contestar la pregunta, o no sabe la respuesta? Por favor seleccione...

|_|_|_|

Realmente tenía la intención de contestar.
Preferiría no contestar.
No sé la respuesta.

TOBACCO – SMQ
Target Group: SPs 12-17 (Audio-CASI)

SMQ.621__ Las siguientes preguntas son acerca de fumar cigarrillos y otros tipos de tabaco. No incluya (puros/tabacos) ni marihuana.

SMQ.621 Más o menos, ¿cuántos cigarrillos ha fumado en **toda su vida**?

INSTRUCTIONS TO SP:

Por favor, seleccione . . .

Nunca he fumado ni siquiera una aspirada.....	1 (SMQ.681_)
1 o más aspiradas, pero nunca un cigarrillo completo	2 (SMQ.681_)
1 cigarrillo.....	3
2 a 5 cigarrillos.....	4
6 a 15 cigarrillos.....	5
16 a 25 cigarrillos.....	6
26 a 99 cigarrillos.....	7
100 o más cigarrillos	8
REFUSED.....	77 (SMQ.681_)
DON'T KNOW	99 (SMQ.681_)

SMQ.632 ¿Qué edad tenía usted cuando fumó un cigarrillo entero por **primera** vez?

SMQ.632a

INSTRUCTIONS TO SP:

Por favor, anote una edad.

CAP I INSTRUCTION:

COMBINATION CONTROL: NUMBER PAD: ENTER AGE

ACCEPTABLE VALUES: 6-18 YEARS, REFUSED, DON'T KNOW.

IF R ENTERS 1-5, STORE 6 YEARS.

HARD EDIT: IF SMQ.632 > RIAAGEYR THEN ERROR.

ERROR MESSAGE: "Su respuesta es mayor que la edad anotada. Por favor, toque el botón "Atrás", toque "Borrar" y hágalo de nuevo."

HARD EDIT: IF SMQ.632 = 0 THEN ERROR.

ERROR MESSAGE: "Su respuesta debe ser mayor que cero. Por favor, toque el botón "Atrás", toque "Borrar" y hágalo de nuevo."

|_|_|

ANOTE LA EDAD

EDAD	1-18
REFUSED	77
DON'T KNOW	99

SMQ.641 En los últimos **30 días**, ¿cuántos días fumó cigarrillos?

INSTRUCTIONS TO SP:

Por favor, anote una cantidad o anote cero por ninguna.

CAP I INSTRUCTION:

ACCEPTABLE VALUES: 0-30, REFUSED, DON'T KNOW

HARD EDIT: IF SMQ.641 > 30 THEN ERROR.

ERROR MESSAGE: "Su respuesta no puede exceder 30 días. Por favor, toque el botón "Atrás", toque "Borrar" y hágalo de nuevo."

|_|_|

ANOTE LA CANTIDAD DE DÍAS

REFUSED 77
DON'T KNOW 99

BOX 1A

CHECK ITEM SMQ.645:

- (IF 'NONE' (CODE '00'), 'REFUSED' (CODE '77'), OR 'DON'T KNOW' (CODE '99') IN SMQ.641) AND SMQ.621 NOT EQUAL TO 8, GO TO SMQ.681_.
- (IF 'NONE' (CODE '00'), 'REFUSED' (CODE '77'), OR 'DON'T KNOW' (CODE '99') IN SMQ.641) AND SMQ.621 = 8, CONTINUE.
- OTHERWISE, GO TO SMQ.650.

SMQ.050 ¿Cuánto tiempo hace que dejó de fumar cigarrillos?
Q/U

INSTRUCTIONS TO SP:

Por favor, anote la cantidad de días, semanas, meses o años y después seleccione la unidad de tiempo.

|_|_|_|

ANOTE LA CANTIDAD (DE DÍAS, SEMANAS, MESES O AÑOS)

REFUSED 77777
DON'T KNOW 99999

ENTER UNIT

DÍAS 1
SEMANAS 2
MESES 3
AÑOS 4
REFUSED 7
DON'T KNOW 9

BOX 1A1

CHECK ITEM SMQ.051:

- IF SMQ.050 GREATER THAN OR EQUAL TO 1 YEAR (365 DAYS, 52 WEEKS, 12 MONTHS, OR 1 YEAR), CONTINUE.
- IF SMQ.050 LESS THAN 30 DAYS GO TO SMQ.650.
- OTHERWISE, GO TO SMQ.681_.

SMQ.055 ¿Qué edad tenía usted la **última vez** que fumó cigarrillos?

INSTRUCTIONS TO SP:
Por favor, anote una edad.

CAPI INSTRUCTION:
HARD EDIT: IF RESPONSE IS LESS THAN SMQ.632, THEN ERROR.
ERROR MESSAGE: "Su respuesta es anterior a la edad en la cual dijo que fumó un cigarrillo completo por primera vez. Por favor, toque el botón "Atrás", toque "Borrar" y hágalo de nuevo."

|_|_|
ANOTE LA EDAD EN AÑOS

REFUSED 77777
DON'T KNOW 99999

BOX 1A2

CHECK ITEM SMQ.056:

- GO TO SMQ.681_.

SMQ.650 En los **últimos 30 días**, en promedio, cuando fumó, ¿cuántos cigarrillos fumó al día?
SMQ.650a

INSTRUCTIONS TO SP:
Por favor, anote una cantidad.

CAPI INSTRUCTION:
IF R SAYS 95 OR MORE CIGARETTES PER DAY, STORE 95.
ACCEPTABLE VALUES: 1-95, REFUSED, DON'T KNOW
HARD EDIT: IF SMQ.650 = 0 THEN ERROR.
ERROR MESSAGE: "Su respuesta debe ser mayor que 0. Por favor, toque el botón "Atrás", toque "Borrar" y hágalo de nuevo."

|_|_|
ANOTE LA CANTIDAD DE CIGARRILLOS

MÁS DE 1 PAQUETE DE
CIGARRILLOS 95
REFUSED 777
DON'T KNOW 999

SMQ.078 ¿Qué tan pronto después que despierta fuma usted? ¿Diría . . .

Dentro de 5 minutos	1
De 6 a 30 minutos	2
De más de 30 minutos a una hora.....	3
De más de 1 hora a 2 horas	4
De más de 2 horas a 3 horas	5
De más de 3 horas a 4 horas	6
Más de 4 horas	7
REFUSED	77
DON'T KNOW	99

SMQ.671 Durante los últimos **12 meses**, ¿ha dejado de fumar un día o más **debido a que usted estaba tratando de dejar de fumar?**

INSTRUCTIONS TO SP:
Por favor, seleccione . . .

Sí	1
No	2
REFUSED	7
DON'T KNOW	9

SMQ.681_ Las siguientes preguntas son acerca del uso de productos de tabaco en los últimos **5 días**.

SMQ.682 Durante los últimos **5 días**, incluyendo hoy, ¿fumó usted cigarrillos, pipas, puros, puritos o puritos con filtro, pipas de agua o “hookahs” con tabaco?

INSTRUCTIONS TO SP:
Por favor seleccione . . .

CAP I INSTRUCTIONS:
IF SMQ.621 = 1 OR 2 OR SMQ.641 = 00 THEN DO NOT DISPLAY {"cigarrillos, " }
RECORDING NOTE: 2 WAVE FILES NEEDED ONE WITH AND ONE WITHOUT THE WORD CIGARETTES.

Sí	1
No	2 (SMQ.846)
REFUSED	7 (SMQ.846)
DON'T KNOW	9 (SMQ.846)

BOX 1C

CHECK ITEM SMQ.850:

- IF SMQ.621 = 1 OR 2 or SMQ.641 = 00, GO TO SMQ.692B
- OTHERWISE, CONTINUE WITH SMQ.692A.

SMQ.692A ¿Cuál de estos productos fumó? (CHECK ALL THAT APPLY)

INSTRUCTIONS TO SP:

Por favor, seleccione todo lo que usó.

Cigarrillos.....	1 (BOX 2)
Pipas	2 (BOX 2)
Puros, puritos o puritos con filtro	3 (BOX 2)
Pipas de agua o hookahs con tabaco.....	4 (BOX 2)
REFUSED	77 (SMQ.846)
DON'T KNOW	99 (SMQ.846)

SMQ.692B ¿Cuál de estos productos fumó? (CHECK ALL THAT APPLY)

INSTRUCTIONS TO SP:

Por favor, seleccione todo lo que usó.

Pipas	1
Puros, puritos o puritos con filtro	2
Pipas de agua o hookahs con tabaco.....	3
REFUSED	77 (SMQ.846)
DON'T KNOW	99 (SMQ.846)

BOX 2

CHECK ITEM SMQ.701:

- IF 'CIGARETTES' (CODE 1) IN SMQ.692A, GO TO SMQ.710.
- IF 'PIPES' (CODE 2) IN SMQ.692A OR (CODE 1) IN SMQ.692B, GO TO SMQ.740.
- IF 'CIGARS' (CODE 3) IN SMQ.692A OR (CODE 2) IN SMQ.692B, GO TO SMQ.771.
- IF 'WATER PIPE OR HOOKAH' (CODE 4) IN SMQ.692A OR (CODE 3) IN SMQ.692B, GO TO SMQ.845.

SMQ.710 Durante los últimos **5 días**, incluyendo hoy, ¿cuántos días fumó usted cigarrillos?

INSTRUCTIONS TO SP:

Por favor anote una cantidad.

CAPI INSTRUCTIONS:

HARD EDIT: IF SMQ.710 < 1 OR SMQ.710 > 5 THEN ERROR.

ERROR MESSAGE: "Por favor, anote un número entre 1 y 5. Por favor toque el botón "Atrás", toque "Borrar" y hágalo de nuevo."

| |

ANOTE LA CANTIDAD DE DÍAS

REFUSED	7
DON'T KNOW	9

SMQ.720 Durante los últimos **5 días**, incluyendo hoy, en los días que fumó, ¿cuántos cigarrillos fumó cada día?
SMQ.720a

INSTRUCTIONS TO SP:
Por favor anote una cantidad.

CAP I INSTRUCTION:
IF R SAYS 95 OR MORE CIGARETTES PER DAY, STORE 95.
HARD EDIT: IF SMQ.720 = 0 THEN ERROR.
ERROR MESSAGE: "Su respuesta debe ser mayor que 0. Por favor, toque el botón "Atrás", toque "Borrar" y hágalo de nuevo."

ANOTE LA CANTIDAD DE CIGARRILLOS

MÁS DE 1 PAQUETE DE
CIGARRILLOS 95
REFUSED 777
DON'T KNOW 999

SMQ.725 ¿Cuándo fumó usted su último cigarrillo? ¿Fue esto. . .

Hoy 1
Ayer 2
Hace de 3 a 5 días 3
REFUSED 7
DON'T KNOW 9

BOX 3

CHECK ITEM SMQ.731:

- IF 'PIPES' (CODE 2) IN SMQ.692A OR (CODE 1) IN SMQ.692B, GO TO SMQ.740.
- IF 'CIGARS' (CODE 3) IN SMQ.692A OR (CODE 2) IN SMQ.692B, GO TO SMQ.771.
- IF 'WATER PIPE OR HOOKAH (CODE 4) IN SMQ.692A OR (CODE 3) IN SMQ.692B, GO TO SMQ.845.
- OTHERWISE, GO TO SMQ.846.

SMQ.740 Durante los últimos **5 días**, incluyendo hoy, ¿cuántos días fumó usted pipa?

INSTRUCTIONS TO SP:
Por favor anote una cantidad.

CAP I INSTRUCTIONS:
HARD EDIT: IF SMQ.740 < 1 OR SMQ.740 > 5 THEN ERROR.
ERROR MESSAGE: "Por favor, anote un número entre 1 y 5. Por favor toque el botón "Atrás", toque "Borrar" y hágalo de nuevo."

ANOTE LA CANTIDAD DE DÍAS

REFUSED 7
DON'T KNOW 9

BOX 4

CHECK ITEM SMQ.761:

- IF 'CIGARS' (CODE 3) IN SMQ.692A OR (CODE 2) IN SMQ.692B, GO TO SMQ.771.
- IF 'WATER PIPES OR HOOKAH' (CODE 4) IN SMQ.692A OR (CODE 3) IN SMQ.692B, GO TO SMQ.SMQ.845.
- OTHERWISE, GO TO SMQ.846.

SMQ.771 Durante los últimos **5 días**, incluyendo hoy, ¿cuántos días fumó usted puros, puritos o puritos con filtro?

INSTRUCTIONS TO SP:
Por favor anote una cantidad.

CAP I INSTRUCTIONS:
HARD EDIT: IF SMQ.771 < 1 OR SMQ.771 > 5 THEN ERROR.
ERROR MESSAGE: "Por favor, anote un número entre 1 y 5. Por favor, toque el botón "Atrás", toque "Borrar" y hágalo de nuevo."

ANOTE LA CANTIDAD DE DÍAS

REFUSED 7
DON'T KNOW 9

BOX 5

CHECK ITEM SMQ.791:

- IF 'WATERPIPE' (CODE 4) IN SMQ.692A OR (CODE 3) IN SMQ.692B, GO TO SMQ.845.
- OTHERWISE, GO TO SMQ.846.

SMQ.845 Durante los últimos **5 días**, incluyendo hoy, ¿cuántos días fumó usted tabaco en una pipa de agua o “hookah”?

INSTRUCTIONS TO SP:
Por favor anote una cantidad.

CAP I INSTRUCTIONS:
HARD EDIT: IF SMQ.845 < 1 OR SMQ.845 > 5 THEN ERROR.
ERROR MESSAGE: “Por favor, anote un número entre 1 y 5. Por favor, toque el botón “Atrás”, toque “Borrar” y hágalo de nuevo.”

ANOTE LA CANTIDAD DE DÍAS

REFUSED 7
DON'T KNOW 9

SMQ.846 Durante los últimos **5 días**, incluyendo hoy, ¿fumó cigarrillos electrónicos? Es posible que también los conozca como JUUL™, cigarros electrónicos, vapeadores, plumas hookah, hookahs electrónicas o vaporizadores. Funcionan con batería, normalmente contienen nicotina líquida y producen vapor en vez de humo.

YES 1
NO 2 (SMQ.851)
REFUSED 7 (SMQ.851)
DON'T KNOW 9 (SMQ.851)

SMQ.849 Durante los últimos **5 días**, incluyendo hoy, ¿cuántos días fumó usted cigarrillos electrónicos?

INSTRUCTIONS TO SP:
Por favor anote una cantidad.

CAP I INSTRUCTIONS:
IF SMQ.849 < 1 OR SMQ.849 > 5 THEN ERROR.
ERROR MESSAGE: “Por favor, anote un número entre 1 y 5. Por favor, toque el botón “Atrás”, toque “Borrar” y hágalo de nuevo.”

ENTER NUMBER OF DAYS

REFUSED 7
DON'T KNOW 9

SMQ.851_ Los productos de tabaco que no se fuma se ponen en la boca o la nariz e incluyen al tabaco de mascar, el rapé o tabaco de inhalar, el dip, el snus y los productos de tabaco que se disuelve.

SMQ.851 Durante los últimos **5 días**, incluyendo hoy, ¿usó usted algún producto de tabaco el cual no se fuma?

INSTRUCTIONS TO SP:

No incluya productos que reemplazan la nicotina, tales como parches, chicle, pastillas de chupar o aerosoles, los cuales se consideran productos que ayudan a dejar de fumar.

Por favor, seleccione . . .

- Sí 1
- No 2 (END OF SECTION)
- REFUSED 7 (END OF SECTION)
- DON'T KNOW 9 (END OF SECTION)

SMQ.853 ¿Cuáles de estos productos usó usted? (CHECK ALL THAT APPLY)

INSTRUCTIONS TO SP:

Por favor, seleccione todos los productos que usó.

- Tabaco de mascar 1
- Snuff o rapé (tabaco en polvo) 2
- Snus 3
- Productos que se disuelven..... 4
- Dip 5
- REFUSED 77 (END OF SECTION)
- DON'T KNOW 99 (END OF SECTION)

BOX 7

CHECK ITEM SMQ.855:

- IF 'CHEWING' (CODE 1) IN SMQ.853, GO TO SMQ.800.
- IF 'SNUFF' (CODE 2) IN SMQ.853, GO TO SMQ.817.
- OTHERWISE, GO TO END OF SECTION.

SMQ.800 Durante los últimos **5 días**, incluyendo hoy, ¿cuántos días usó tabaco de mascar, tal como Redman, Levi Garrett o Beechnut?

INSTRUCTIONS TO SP:
Por favor anote una cantidad.

CAP I INSTRUCTIONS:
HARD EDIT: IF SMQ.800 < 1 OR SMQ.800 > 5 THEN ERROR.
ERROR MESSAGE: "Por favor, anote un número entre 1 y 5. Por favor, toque el botón "Atrás", toque "Borrar" y hágalo de nuevo."

ANOTE LA CANTIDAD DE DÍAS

REFUSED 7
DON'T KNOW 9

BOX 8
CHECK ITEM SMQ.818:
■ IF 'SNUFF' (CODE 2) IN SMQ.853, GO TO SMQ.817.
■ OTHERWISE, GO TO END OF SECTION.

SMQ.817 Durante los últimos **5 días**, incluyendo hoy, ¿cuántos días usó usted rapé, tal como Skoal, Skoal Bandits, o Copenhagen?

INSTRUCTIONS TO SP:
Por favor, anote una cantidad.

CAP I INSTRUCTIONS:
HARD EDIT: IF SMQ.817 < 1 OR SMQ.817 > 5 THEN ERROR.
ERROR MESSAGE: "Por favor, anote un número entre 1 y 5. Por favor, toque el botón "Atrás", toque "Borrar" y hágalo de nuevo."

ANOTE LA CANTIDAD DE DÍAS

REFUSED 7
DON'T KNOW 9

ALCOHOL USE – ALQ
Target Group: SPs 12-17 (Audio-CASI)

ALQ.010_ Las siguientes preguntas son acerca del uso de alcohol. Esto incluye cerveza, vino, sangría y licores tales como ron, ginebra, vodka o whiskey. Esto no incluye tomar unos pocos sorbos de vino con propósitos religiosos.

ALQ.022 Durante su vida, ¿cuántos días se ha tomado al menos una bebida alcohólica?

INSTRUCTIONS TO SP:

Por favor, seleccione una de las siguientes opciones.

0 días.....	1 (END OF SECTION)
1 o 2 días.....	2
3 a 9 días.....	3
10 a 19 días.....	4
20 a 39 días.....	5
40 a 99 días.....	6
100 o más días.....	7
REFUSED	77
DON'T KNOW	99

ALQ.010 ¿Qué edad tenía usted cuando se tomó su **primera** bebida alcohólica, que no fueran unos pocos sorbos?

INSTRUCTIONS TO SP:

Por favor, seleccione una de las siguientes opciones.

HARD EDIT: IF (RIAAGEYR < 17 AND ALQ.010 = 7) OR (RIAAGEYR < 15 AND ALQ.010 IN (6, 7)) OR (RIAAGEYR < 13 AND ALQ.010 IN (5, 6, 7)) THEN ERROR.

Error message: "Su respuesta es mayor que la edad anotada. Por favor, toque el botón "Atrás", toque "Borrar" y hágalo de nuevo."

8 años de edad o más joven.....	2
9 o 10 años de edad.....	3
11 o 12 años de edad.....	4
13 o 14 años de edad.....	5
15 o 16 años de edad.....	6
17 años de edad o mayor.....	7
REFUSED	77
DON'T KNOW	99

ALQ.031 Durante los últimos 30 días, ¿cuántos días se ha tomado al menos una bebida alcohólica?

INSTRUCTIONS TO SP:

Por favor, seleccione una de las siguientes opciones.

HARD EDIT: IF (ALQ.022 = 2 AND ALQ.031 IN (3,4,5,6,7)) OR (ALQ.022 = 3 AND ALQ.031 IN (5,6,7)) OR (ALQ.022 = 4 AND ALQ.031 IN (6,7)) THEN ERROR.

Error message: "Su respuesta no es consistente con su consumo en toda la vida. Por favor, toque el botón "Atrás", toque "Borrar" y hágalo de nuevo."

0 días.....	1 (END OF SECTION)
1 o 2 días.....	2
3 a 5 días.....	3
6 a 9 días.....	4
10 a 19 días.....	5
20 a 29 días.....	6
Los 30 días.....	7
REFUSED	77
DON'T KNOW	99

ALQ.042 Durante los últimos 30 días, ¿cuántos días se ha tomado {DISPLAY NUMBER} bebidas alcohólicas seguidas, es decir, en un par de horas?

INSTRUCTIONS TO SP:

Por favor, seleccione una de las siguientes opciones.

CAPI INSTRUCTION:

IF SP = MALE, DISPLAY = 5

IF SP = FEMALE, DISPLAY = 4

HARD EDIT: IF (ALQ.031 = 2 AND ALQ.042 IN (4,5,6,7)) OR (ALQ.031 = 3 AND ALQ.042 IN (5,6,7)) OR (ALQ.031 = 4 AND ALQ.042 IN (6,7)) OR (ALQ.031 = 5 AND ALQ.042 = 7) THEN ERROR.

Error message: "Su respuesta no es consistente con su consumo en los últimos 30 días. Por favor, toque el botón "Atrás", toque "Borrar" y hágalo de nuevo."

0 días.....	1
1 día	2
2 días.....	3
3 a 5 días.....	4
6 a 9 días.....	5
10 a 19 días.....	6
20 o más días.....	7
REFUSED	77
DON'T KNOW	99

DRUG USE – DUQ
Target Group: SPs 12-59 (Audio-CASI)

DUQ.200_ Las siguientes preguntas son acerca del uso de drogas. Por favor, recuerde que sus respuestas a estas preguntas se mantendrán confidenciales.

DUQ.005 Las primeras preguntas son acerca de la marihuana o cannabis, también conocida como “mota” o “hierba”.

¿Qué edad tenía usted la primera vez que usó marihuana o cannabis?

INSTRUCTIONS TO SP:

Por favor, anote una edad o anote cero si nunca ha fumado marihuana o cannabis.

|_|_|
ENTER AGE IN YEARS

REFUSED 777 (DUQ.250)
DON'T KNOW 999 (DUQ.250)

HARD EDIT: RESPONSES MUST BE LESS THAN OR EQUAL TO THEIR CURRENT AGE.
Error message: “Su respuesta es mayor que la edad anotada. Por favor, toque el botón "Atrás", toque "Borrar" y hágalo de nuevo.”

BOX 1
CHECK ITEM DUQ.225:
■ IF SP EVER USED MARIJUANA (DUQ.005 = 1 THROUGH CURRENT AGE), CONTINUE WITH DUQ.230.
■ OTHERWISE, GO TO DUQ.250.

DUQ.230 Durante los **últimos 30 días**, ¿cuántos días usó usted marihuana o cannabis?

INSTRUCTIONS TO SP:

Por favor, anote una cantidad.

HARD EDIT VALUES: 0-30.

IF DUQ.230 > 30, DISPLAY ERROR MESSAGE: “Su respuesta no puede exceder 30 días. Por favor, toque el botón "Atrás", toque "Borrar" y hágalo de nuevo.”

|_|_|
ENTER A NUMBER

REFUSED 77 (DUQ.250)
DON'T KNOW 99 (DUQ.250)

BOX 2

CHECK ITEM DUQ.232:

- IF DUQ.230 EQUALS ZERO, GO TO DUQ.250.
- IF DUQ.230 IS GREATER THAN ZERO, CONTINUE.

DUQ.235 Durante los **últimos 30 días**, ¿en cuáles de las siguientes maneras consumió marihuana con más frecuencia?

INSTRUCTIONS TO SP:
Por favor, seleccione una de las siguientes opciones.

- Fumando (por ejemplo en toques, blunts o porros,
en pipa o en una cachimba) 1
- Comiendo (por ejemplo, en brownies, pasteles, galletas o dulces)..... 2
- Bebiendo (por ejemplo, en té, gaseosa o alcohol) 3
- En vapor (por ejemplo en un vaporizador parecido a
un cigarrillo electrónico o en otro aparato para vapear) 4
- En dab (por ejemplo, usando ceras o concentrados)..... 5
- De otra manera 6
- DON'T KNOW 77
- REFUSED 99

DUQ.250_ Las siguientes preguntas son acerca de cocaína, incluidas todas las formas diferentes de cocaína, tales como en polvo, "crack", "free base" y pasta de coca.

DUQ.250 **Alguna vez**, aunque sea una, ¿ha usado cocaína, en alguna forma?

INSTRUCTIONS TO SP:
Por favor, seleccione . . .

- Sí 1
- No 2 (DUQ.290_)
- REFUSED 7 (DUQ.290_)
- DON'T KNOW 9 (DUQ.290_)

DUQ.270 ¿Cuánto tiempo hace desde la **última vez** que usted usó cocaína, en alguna forma?
G/Q/U

INSTRUCTIONS TO SP:

Por favor, anote la cantidad de días, semanas, meses o años, y después seleccione la unidad de tiempo.

CAPI INSTRUCTIONS:

IF SP REF/DK THEN STORE 7/9 IN DUQ.270G AND DUQ.270U, 7/9-FILL IN DUQ.270Q.

IF A VALUE IS ENTERED IN QUANTITY AND UNIT STORE QUANTITY IN DUQ.270Q, UNIT IN DUQ.270U AND 1 IN DUQ.270G.

HARD EDIT: IF DUQ.270 EQUAL TO 0 WEEKS, 0 MONTHS, OR 0 YEARS, DISPLAY ERROR MESSAGE.
Error message: "Su respuesta debe ser mayor que 0. Por favor, toque el botón "Atrás", toque "Borrar" y hágalo de nuevo.

|_|_|_|

ENTER NUMBER OF DAYS, WEEKS, MONTHS, OR YEARS

REFUSED 777
DON'T KNOW 999

ENTER UNIT

Días 1
Semanas 2
Meses 3
Años 4

DUQ.290_ Las siguientes preguntas son acerca de heroína.

DUQ.290 **Alguna vez**, aunque sea una, ¿ha usado heroína?

INSTRUCTIONS TO SP:

Por favor, seleccione . . .

Sí 1
No 2 (DUQ.330_)
REFUSED 7 (DUQ.330_)
DON'T KNOW 9 (DUQ.330_)

DUQ.310 ¿Cuánto tiempo hace desde la **última vez** que usted usó heroína?
G/Q/U

INSTRUCTIONS TO SP:

Por favor, anote la cantidad de días, semanas, meses o años y después seleccione la unidad de tiempo.

CAPI INSTRUCTIONS:

IF SP REF/DK THEN STORE 7/9 IN DUQ.310G AND DUQ.310U, 7/9-FILL IN DUQ.310Q.

IF A VALUE IS ENTERED IN QUANTITY AND UNIT STORE QUANTITY IN DUQ.310Q, UNIT IN DUQ.310U AND 1 IN DUQ.310G.

HARD EDIT: IF DUQ.310 EQUAL TO 0 WEEKS, 0 MONTHS, OR 0 YEARS, DISPLAY ERROR MESSAGE.
Error message: "Su respuesta debe ser mayor que 0. Por favor, toque el botón "Atrás", toque "Borrar" y hágalo de nuevo.

|_|_|_|

ENTER NUMBER OF DAYS, WEEKS, MONTHS, OR YEARS

REFUSED 777
DON'T KNOW 999

ENTER UNIT

Días 1
Semanas 2
Meses 3
Años 4

DUQ.330_ Las siguientes preguntas son acerca de metanfetamina, conocida también como crack, cristal, ice o speed.

DUQ.330 **Alguna vez**, aunque sea una, ¿ha usado metanfetamina?

INSTRUCTIONS TO SP:

Por favor, seleccione . . .

Sí 1
No 2 (DUQ.370_)
REFUSED 7 (DUQ.370_)
DON'T KNOW 9 (DUQ.370_)

DUQ.350 ¿Cuánto tiempo hace desde la **última vez** que usted usó metanfetamina?
G/Q/U

INSTRUCTIONS TO SP:

Por favor, anote la cantidad de días, semanas, meses o años y después seleccione la unidad de tiempo.

CAP I INSTRUCTIONS:

IF SP REF/DK THEN STORE 7/9 IN DUQ.350G AND DUQ.350U, 7/9-FILL IN DUQ.350Q.

IF A VALUE IS ENTERED IN QUANTITY AND UNIT STORE QUANTITY IN DUQ.350Q, UNIT IN DUQ.350U AND 1 IN DUQ.350G.

HARD EDIT: IF DUQ.350 EQUAL TO 0 WEEKS, 0 MONTHS, OR 0 YEARS, DISPLAY ERROR MESSAGE.
Error message: "Su respuesta debe ser mayor que 0. Por favor, toque el botón "Atrás", toque "Borrar" y hágalo de nuevo.

|_|_|_|

ENTER NUMBER OF DAYS, WEEKS, MONTHS, OR YEARS

REFUSED 777
DON'T KNOW 999

ENTER UNIT

Días 1
Semanas 2
Meses 3
Años 4

DUQ.370_ Las siguientes preguntas son acerca de las diferentes formas en que se pueden usar ciertas drogas.

DUQ.370 **Alguna vez**, aunque sea una, ¿ha usado una aguja para inyectarse una droga **no recetada** por un médico?

INSTRUCTIONS TO SP:

Por favor, seleccione . . .

Sí 1
No 2 (END OF SECTION)
REFUSED 7 (END OF SECTION)
DON'T KNOW 9 (END OF SECTION)

DUQ.380 ¿Cuál de las siguientes drogas se ha inyectado usted usando una aguja?

INSTRUCTIONS TO SP:

Por favor, seleccione todas las drogas que se ha inyectado.

CAPI INSTRUCTION:

SHOW ALL FIVE ITEMS ON SINGLE ACASI SCREEN

- Cocaína 1
- Heroína..... 2
- Metanfetamina..... 3
- Esteroides..... 4
- Alguna otra droga 5
- REFUSED 7
- DON'T KNOW 9

DUQ.400 ¿Cuánto tiempo hace desde la **última vez** que usted usó una aguja para inyectarse una droga no recetada por un médico?

G/Q/U

INSTRUCTIONS TO SP:

Por favor, anote la cantidad de días, semanas, meses o años y después seleccione la unidad de tiempo.

CAPI INSTRUCTIONS:

IF SP REF/DK THEN STORE 7/9 IN DUQ.400G AND DUQ.400U, 7/9-FILL IN DUQ.400Q.

IF A VALUE IS ENTERED IN QUANTITY AND UNIT STORE QUANTITY IN DUQ.400Q, UNIT IN DUQ.400U AND 1 IN DUQ.400G.

HARD EDIT: IF DUQ.400 EQUAL TO 0 WEEKS, 0 MONTHS, OR 0 YEARS, DISPLAY ERROR MESSAGE.

Error message: "Su respuesta debe ser mayor que 0. Por favor, toque el botón "Atrás", toque "Borrar" y hágalo de nuevo.

|_|_|_|

ENTER NUMBER OF DAYS, WEEKS, MONTHS, OR YEARS

- REFUSED 7777
- DON'T KNOW 9999

ENTER UNIT

- Días 1
- Semanas 2
- Meses 3
- Años 4

SEXUAL BEHAVIOR – (SXQ)
Target Group: Female SPs 14-69 (Audio-CASI)

SXQ.615_ El siguiente conjunto de preguntas es acerca de su historia sexual. Por relaciones sexuales, queremos decir sexo vaginal, oral o anal. Por favor recuerde que sus respuestas se mantendrán confidenciales.

BOX 1B
CHECK ITEM SXQ.773:
■ IF SP AGE GREATER THAN 17, GO TO SXQ.700.
■ OTHERWISE, CONTINUE.

SXQ.615 ¿Ha tenido **alguna vez algún** tipo de relación sexual?
(Target 14-17)

INSTRUCTIONS TO SP:
Por favor seleccione . . .

Sí	1
No.....	2 (END OF SECTION)
REFUSED	7 (END OF SECTION)
DON'T KNOW	9 (END OF SECTION)

SXQ.700 ¿Ha tenido **alguna vez** sexo vaginal, llamado también coito, con un hombre? Esto significa el pene de un hombre dentro de su vagina.
(Target 14-69)

INSTRUCTIONS TO SP:
Por favor seleccione . . .

Sí	1
No.....	2
REFUSED	7
DON'T KNOW	9

SXQ.703 ¿Le ha **hecho alguna vez** sexo oral a un hombre? Esto significa que usted pone la boca en el pene o los genitales de un hombre.
(Target 14-69)

INSTRUCTIONS TO SP:
Por favor seleccione . . .

Sí	1
No.....	2
REFUSED	7
DON'T KNOW	9

SXQ.706 ¿Ha tenido **alguna vez** sexo anal? Esto significa el contacto entre el pene de un hombre y su ano o trasero.
(Target 14-69)

INSTRUCTIONS TO SP:
Por favor seleccione . . .

Sí	1
No	2
REFUSED	7
DON'T KNOW	9

SXQ.709 ¿Ha tenido **alguna vez algún** tipo de relación sexual con una mujer? Por relaciones sexuales, queremos decir contacto sexual con la vagina o genitales de otra mujer.

INSTRUCTIONS TO SP:
Por favor seleccione . . .

Sí	1
No	2
REFUSED	7
DON'T KNOW	9

BOX 1A

CHECK ITEM SXQ.762:

- IF SP 60-69 YEARS AND SXQ.700 = 2 AND SXQ.703 = 2 AND SXQ.706 = 2 AND SXQ.709 = 2, GO TO END OF SECTION.
- IF SP 60-69 YEARS AND SXQ.703 = 1 AND SXQ.700 = 2 AND SXQ.706=2 AND SXQ.709 = 2, GO TO SXQ.618.
- IF SXQ.700, SXQ.706, AND SXQ.709 =2 AND SXQ.703 = 1, GO TO BOX 4.
- IF SXQ.700, SXQ.703, SXQ.706, AND SXQ.709 = 2, GO TO END OF SECTION.
- OTHERWISE, CONTINUE.

SXQ.618 ¿Qué edad tenía usted la primera vez que tuvo **algún** tipo de relación sexual, incluyendo {sexo vaginal, oral o (Target 14-69)anal/sexo vaginal o anal/sexo oral o vaginal/sexo oral o anal/sexo vaginal/sexo anal/sexo oral}?

INSTRUCTIONS TO SP:
Por favor anote una edad.

ENTER AGE IN YEARS

REFUSED 77
DON'T KNOW 99

CAP I INSTRUCTION:

IF SXQ.700 AND SXQ.703 = 1 AND SXQ.706 NOT EQUAL TO '1', DISPLAY {sexo oral o vaginal}.

IF SXQ.700 AND SXQ.709 = 1 AND SXQ.706 NOT EQUAL TO '1', DISPLAY {sexo oral o vaginal}.

IF SXQ.700 AND SXQ.706 = 1 AND SXQ.703 AND SXQ.709 NOT EQUAL TO '1',
DISPLAY {sexo vaginal o anal}.

IF SXQ.703 AND SXQ.706 = 1 AND SXQ.700 NOT EQUAL TO '1', DISPLAY {sexo oral o anal}.

IF SXQ.706 AND SXQ.709 = 1 AND SXQ.700 NOT EQUAL TO '1', DISPLAY {sexo oral o anal}.

IF SXQ.700 = 1 AND SXQ.703, SXQ.706, AND SXQ.709 NOT EQUAL TO '1', DISPLAY {sexo vaginal}.

IF SXQ.706 = 1 AND SXQ.700, SXQ.703, AND SXQ.709 NOT EQUAL TO '1', DISPLAY {sexo anal}.

IF SXQ.709 = 1 AND SXQ.700, AND SXQ.706 NOT EQUAL TO '1', DISPLAY {sexo oral}.

OTHERWISE, DISPLAY {sexo vaginal, oral o anal}.

HARD EDIT VALUES: 0-69

Error message: "Su respuesta no puede exceder 69 años. Por favor toque el botón "Atrás", toque "Borrar" y hágalo de nuevo."

HARD EDIT: SXQ.618 MUST BE EQUAL TO OR LESS THAN CURRENT AGE.

Error message: "Su respuesta es mayor que la edad anotada. Por favor toque el botón "Atrás", toque "Borrar" y hágalo de nuevo."

BOX 1

CHECK ITEM SXQ.701:

- IF SP 60-69 YEARS, AND SXQ.700 = 2 AND SXQ.703 = 2 AND SXQ.706 = 2 AND SXQ.709 = 1, GO TO END OF SECTION.
- IF SP 60-69 YEARS, GO TO SXQ.712.
- IF SXQ.703 = 1 AND SXQ.700 AND SXQ.706 = 2, GO TO BOX 4.
- IF SXQ.700 = 1 AND SXQ.703 AND SXQ.706 = 2, GO TO BOX 3.
- IF SXQ.709 = 1 AND SXQ.700, SXQ.703, AND SXQ.706 = 2, GO TO BOX 6.
- OTHERWISE, CONTINUE.

SXQ.712 En **toda su vida**, ¿con cuántos **hombres** ha tenido **algún** tipo de relación sexual?
(Target 14-69)

INSTRUCTIONS TO SP:
Por favor anote una cantidad.

ENTER NUMBER

REFUSED 77777
DON'T KNOW 99999

HARD EDIT: SXQ.712 MUST BE GREATER THAN 0.
Error message: "Su respuesta no es consistente con sus respuestas anteriores acerca de sus compañeros sexuales. Por favor toque el botón "Atrás", toque "Borrar" y hágalo de nuevo."

BOX 2

CHECK ITEM SXQ.715:

- IF SP 60-69 YEARS, GO TO END OF SECTION.
- OTHERWISE, GO TO SXQ.718

SXQ.718 En **los últimos 12 meses**, ¿con cuántos **hombres** ha tenido **algún** tipo de relación sexual?
(Target 14-69)

INSTRUCTIONS TO SP:
Por favor anote una cantidad o anote cero por ninguna.

ENTER NUMBER

REFUSED 77777
DON'T KNOW 99999

HARD EDIT: SXQ.718 MUST BE EQUAL TO OR LESS THAN SXQ.712.
Error message: "Su respuesta es mayor que la cantidad de parejas de sexo masculino que ha tenido en toda su vida. Por favor toque el botón "Atrás", toque "Borrar" y hágalo de nuevo."

BOX 3

CHECK ITEM SXQ.721:

- IF SXQ.700 = 1, GO TO SXQ.724.
- OTHERWISE, GO TO BOX 4.

SXQ.724 En **toda su vida**, ¿con cuántos **hombres** ha tenido sexo **vaginal**? Sexo vaginal significa el pene de un hombre dentro de su vagina.
(Target 14-59)

INSTRUCTIONS TO SP:
Por favor anote una cantidad.

□□□□□

ENTER NUMBER

REFUSED 77777
DON'T KNOW 99999

HARD EDIT: SXQ.724 MUST BE GREATER THAN ZERO.
Error message: "Su respuesta no es consistente con sus respuestas anteriores acerca de sus compañeros de sexo vaginal. Por favor toque el botón "Atrás", toque "Borrar" y hágalo de nuevo."

HARD EDIT: SXQ.724 MUST BE EQUAL TO OR LESS THAN SXQ.712.
Error message: "Su respuesta es mayor que la cantidad de parejas de sexo masculino que ha tenido en toda su vida. Por favor toque el botón "Atrás", toque "Borrar" y hágalo de nuevo."

SXQ.727 En los **últimos 12 meses**, ¿con cuántos **hombres** ha tenido sexo **vaginal**? Sexo vaginal significa el pene de un hombre dentro de su vagina.
(Target 14-59)

INSTRUCTIONS TO SP:
Por favor anote una cantidad o anote cero por ninguna.

□□□□□

ENTER NUMBER

REFUSED 77777
DON'T KNOW 99999

HARD EDIT: SXQ.727 MUST BE EQUAL TO OR LESS THAN SXQ.724.
Error message: "Su respuesta es mayor que la cantidad de sus compañeros de sexo vaginal de toda su vida. Por favor toque el botón "Atrás", toque "Borrar" y hágalo de nuevo."

SOFT EDIT: SXQ.727 MUST BE EQUAL TO OR LESS THAN SXQ.718.
Error message: "Su respuesta es mayor que la cantidad de compañeros o compañeras sexuales que ha tenido en los últimos 12 meses. Por favor toque el botón "Atrás", toque "Borrar" y hágalo de nuevo."

BOX 4
CHECK ITEM SXQ.730: <ul style="list-style-type: none">■ IF SXQ.703 = 1, GO TO SXQ.624.■ OTHERWISE, GO TO BOX 6.

SXQ.624 En **toda su vida** ¿a cuántos **hombres** les ha **hecho** sexo **oral**?
(Target 14-59)

INSTRUCTIONS TO SP:
Por favor anote una cantidad.

ENTER NUMBER

REFUSED 77777
DON'T KNOW 99999

HARD EDIT: SXQ.624. MUST BE GREATER THAN ZERO.
Error message: "Su respuesta no es consistente con sus respuestas anteriores acerca de sus compañeros de sexo oral. Por favor toque el botón "Atrás", toque "Borrar" y hágalo de nuevo."

HARD EDIT: SXQ.624 MUST BE EQUAL TO OR LESS THAN SXQ.712.
Error message: "Su respuesta es mayor que la cantidad de parejas de sexo masculino que ha tenido en toda su vida. Por favor toque el botón "Atrás", toque "Borrar" y hágalo de nuevo."

SXQ.627 En los **últimos 12 meses** ¿a cuántos **hombres** les ha **hecho** sexo **oral**?
(Target 14-59)

INSTRUCTIONS TO SP:
Por favor anote una cantidad o anote cero por ninguna.

ENTER NUMBER

REFUSED 77777
DON'T KNOW 99999

HARD EDIT: SXQ.627 MUST BE EQUAL TO OR LESS THAN SXQ.624.
Error message: "Su respuesta es mayor que la cantidad de compañeros de sexo oral de toda su vida. Por favor toque el botón "Atrás", toque "Borrar" y hágalo de nuevo."

SOFT EDIT: SXQ.627 MUST BE EQUAL TO OR LESS THAN SXQ.718.
Error message: "Su respuesta es mayor que la cantidad de compañeros o compañeras sexuales que ha tenido en los últimos 12 meses. Por favor toque el botón "Atrás", toque "Borrar" y hágalo de nuevo."

BOX 6
CHECK ITEM SXQ.733: <ul style="list-style-type: none">■ IF SXQ.709 = 1, GO TO SXQ.736.■ OTHERWISE, GO TO BOX 7.

SXQ.736 En **toda su vida**, ¿con cuántas **mujeres** ha tenido relaciones sexuales? Por relaciones sexuales, queremos decir contacto sexual con la vagina o genitales de otra mujer.
(Target 14-59)

INSTRUCTIONS TO SP:
Por favor anote una cantidad.

|_|_|_|_|

ENTER NUMBER

REFUSED 77777
DON'T KNOW 99999

HARD EDIT: SXQ.736MUST BE GREATER THAN ZERO.
Error message: "Su respuesta no es consistente con sus respuestas anteriores acerca de sus relaciones sexuales con mujeres. Por favor toque el botón "Atrás", toque "Borrar" y hágalo de nuevo."

SXQ.739 En **los últimos 12 meses**, ¿con cuántas **mujeres** ha tenido relaciones sexuales? Por relaciones sexuales, queremos decir contacto sexual con la vagina o genitales de otra mujer.

INSTRUCTIONS TO SP:
Por favor anote una cantidad o anote cero por ninguna.

|_|_|_|_|

ENTER NUMBER

REFUSED 77777
DON'T KNOW 99999

HARD EDIT: SXQ.739 MUST BE EQUAL TO OR LESS THAN SXQ.736.
Error message: "Su respuesta es mayor que la cantidad de compañeras sexuales de toda su vida. Por favor toque el botón "Atrás", toque "Borrar" y hágalo de nuevo."

SXQ.741 ¿Le ha **hecho alguna vez** sexo **oral** a una **mujer**? Hacer sexo oral significa que usted pone la boca en la vagina o los genitales de otra mujer.
(Target 14-59)

INSTRUCTIONS TO SP:
Por favor seleccione . . .

Sí 1
No 2 (BOX 7A)
REFUSED 7 (BOX 7A)
DON'T KNOW 9 (BOX 7A)

SXQ.636 En **toda su vida**, ¿a cuántas **mujeres** les ha **hecho** sexo **oral**?
(Target 14-59)

INSTRUCTIONS TO SP:
Por favor anote una cantidad.

|_|_|_|_|
ENTER NUMBER

REFUSED 77777
DON'T KNOW 99999

HARD EDIT: SXQ.636 MUST BE GREATER THAN ZERO.
Error message: "Su respuesta no es consistente con sus respuestas anteriores acerca de sus compañeras de sexo oral. Por favor toque el botón "Atrás", toque "Borrar" y hágalo de nuevo."

HARD EDIT: SXQ.636 MUST BE EQUAL TO OR LESS THAN SXQ.736.
Error message: "Su respuesta es mayor que la cantidad de compañeras sexuales de toda su vida. Por favor toque el botón "Atrás", toque "Borrar" y hágalo de nuevo."

SXQ.639 En los **últimos 12 meses**, ¿a cuántas **mujeres** les ha **hecho** sexo **oral**?
(Target 14-59)

INSTRUCTIONS TO SP:
Por favor anote una cantidad o anote cero por ninguna.

|_|_|_|_|
ENTER NUMBER

REFUSED 77777
DON'T KNOW 99999

HARD EDIT: SXQ.639 MUST BE EQUAL TO OR LESS THAN SXQ.636.
Error message: "Su respuesta es mayor que la cantidad de compañeras de sexo oral de toda su vida. Por favor toque el botón "Atrás", toque "Borrar" y hágalo de nuevo."

HARD EDIT: SXQ.639 MUST BE EQUAL TO OR LESS THAN SXQ.739.
Error message: "Su respuesta es mayor que la cantidad de parejas de sexo femenino que ha tenido en los últimos 12 meses. Por favor toque el botón "Atrás", toque "Borrar" y hágalo de nuevo."

BOX 7A

CHECK ITEM SXQ.744:

- IF SXQ.709 = 1 AND SXQ.700, SXQ.703, OR SXQ.706 = 1, THEN DISPLAY "El siguiente conjunto de preguntas es acerca de todos sus compañeros sexuales, hombres y mujeres." THEN GO TO BOX 7.
- OTHERWISE, GO TO BOX 7.

BOX 7

CHECK ITEM SXQ.747:

- IF SP HAD ORAL SEX PARTNER IN PAST 12 MONTHS (SXQ.627 OR SXQ.639 GREATER THAN '0000'), THEN GO TO SXQ.645.
- OTHERWISE, GO TO BOX 7B.

SXQ.645 Cuando usted **hizo** sexo **oral** en los **últimos 12 meses**, ¿con qué frecuencia usó **protección**, tal como
(Target 14-59) preservativo o condón o barrera dental?

INSTRUCTIONS TO SP:
Por favor seleccione una de las siguientes opciones.

- Nunca 1
- Raramente..... 2
- Usualmente 3
- Siempre 4
- Insegura 5

- REFUSED 7
- DON'T KNOW 9

BOX 7B

CHECK ITEM SXQ.771:

- IF SXQ.718, SXQ.727, SXQ.627, SXQ.639 OR SXQ.739 GREATER THAN '0000', GO TO SXQ.648.
- OTHERWISE, GO TO BOX 9.

SXQ.648 En los **últimos 12 meses**, ¿tuvo **algún** tipo de relación sexual con una persona con quien nunca antes
(Target 14-59) había tenido relaciones sexuales?

INSTRUCTIONS TO SP:
Por favor seleccione . . .

- Sí 1
- No..... 2
- REFUSED 7
- DON'T KNOW 9

BOX 8A

CHECK ITEM SXQ.759:

- IF SXQ.700 OR SXQ.706 = 1, THEN CONTINUE.
- OTHERWISE, GO TO BOX 9,

SXQ.610 En los **últimos 12 meses**, ¿más o menos cuántas veces ha tenido usted sexo {vaginal o anal/vaginal/anal}?
(Target 14-59)

INSTRUCTIONS TO SP:

Por favor seleccione una de las siguientes opciones.

Nunca	0
Una vez	1
2-11 veces	2
12-51 veces	3
52-103 veces	4
104-364 veces	5
365 veces o más	6
REFUSED	77
DON'T KNOW	99

CAPI INSTRUCTION:

IF SXQ.700 = 1 AND SXQ.706 = 2, DISPLAY {vaginal}.

IF SXQ.700 = 2 AND SXQ.706 = 1, DISPLAY {anal}.

OTHERWISE, DISPLAY {vaginal o anal}.

BOX 8

CHECK ITEM SXQ.246:

- IF SP DID NOT HAVE VAGINAL OR ANAL SEX (CODED '0') IN SXQ.610, GO TO BOX 9.
- OTHERWISE, CONTINUE WITH SXQ.250.

SXQ.250 En los **últimos 12 meses**, ¿más o menos con qué frecuencia ha tenido sexo {vaginal o anal/vaginal/anal} sin usar preservativo o condón?
(Target 14-59)

INSTRUCTIONS TO SP:

Por favor seleccione una de las siguientes opciones.

Nunca	1
Menos de la mitad del tiempo.....	2
Más o menos la mitad del tiempo.....	3
No siempre, pero más de la mitad del tiempo	4
Siempre	5
REFUSED	7
DON'T KNOW	9

CAPI INSTRUCTION:

IF SXQ.700 = 1 AND SXQ.706 = 2, DISPLAY {vaginal}.

IF SXQ.700 = 2 AND SXQ.706 = 1, DISPLAY {anal}.

OTHERWISE, DISPLAY {vaginal o anal}.

SXQ.260 ¿Le ha dicho **alguna vez** un médico u otro profesional de servicios de salud que usted tenía herpes genital?
(Target 14-59)

INSTRUCTIONS TO SP:
Por favor seleccione . . .

Sí	1
No	2
REFUSED	7
DON'T KNOW	9

SXQ.265 ¿Le ha dicho **alguna vez** un médico u otro profesional de servicios de salud que usted tenía verrugas genitales?

INSTRUCTIONS TO SP:
Por favor seleccione . . .

Sí	1
No	2 (SXQ.753)
REFUSED	7 (SXQ.753)
DON'T KNOW	9 (SXQ.753)

SXQ.267 ¿Qué edad tenía usted la primera vez que le dijeron que tenía verrugas genitales?
(Target 14-59)

INSTRUCTIONS TO SP:
Por favor anote la edad.

ENTER AGE IN YEARS

REFUSED	77
DON'T KNOW	99

HARD EDIT VALUES: 0-59

Error message: "Su respuesta no puede exceder 59 años. Por favor toque el botón "Atrás", toque "Borrar" y anote su respuesta de nuevo."

HARD EDIT: SXQ.618 MUST BE EQUAL TO OR LESS THAN CURRENT AGE.

Error message: Su respuesta es mayor que la edad anotada. Por favor toque el botón "Atrás", toque "Borrar" y anote su respuesta de nuevo.

SXQ.753 ¿Le ha dicho **alguna vez** un médico u otro profesional de servicios de salud que usted tenía el virus del papiloma humano o VPH?
(Target 14-59)

INSTRUCTIONS TO SP:
Por favor seleccione . . .

Sí	1
No	2
REFUSED	7
DON'T KNOW	9

SEXUAL BEHAVIOR – (SXQ)
Target Group: Male SPs 14-69 (Audio-CASI)

SXQ.615_ El siguiente conjunto de preguntas es acerca de su historia sexual. Por relaciones sexuales, queremos decir sexo vaginal, oral o anal. Por favor recuerde que sus respuestas se mantendrán confidenciales.

BOX 1B
CHECK ITEM SXQ.873:
■ IF SP AGE GREATER THAN 17, GO TO SXQ.800.
■ OTHERWISE, CONTINUE.

SXQ.615 ¿Ha tenido **alguna vez algún** tipo de relación sexual?
(Target 14-17)

INSTRUCTIONS TO SP:
Por favor seleccione . . .

- Sí 1
- No..... 2 (BOX 8)
- REFUSED 7 (BOX 8)
- DON'T KNOW 9 (BOX 8)

SXQ.800 ¿Ha tenido **alguna vez** sexo vaginal, llamado también coito, con una mujer? Esto significa su pene dentro
(Target 14-69) de la vagina de una mujer.

INSTRUCTIONS TO SP:
Por favor seleccione . . .

- Sí 1
- No..... 2
- REFUSED 7
- DON'T KNOW 9

SXQ.803 ¿Le ha hecho alguna vez sexo oral a una mujer? Esto significa que usted pone la boca en la vagina o los
(Target 14-69) genitales de una mujer.

INSTRUCTIONS TO SP:
Por favor seleccione . . .

- Sí 1
- No..... 2
- REFUSED 7
- DON'T KNOW 9

SXQ.806 ¿Ha tenido **alguna vez** sexo anal con una mujer? Sexo anal significa el contacto entre su pene y el ano o trasero de una mujer.
(Target 14-69)

INSTRUCTIONS TO SP:
Por favor seleccione . . .

- Sí 1
- No 2
- REFUSED 7
- DON'T KNOW 9

SXQ.809 ¿Ha tenido **alguna vez algún** tipo de relación sexual con un hombre, incluyendo sexo oral o anal?
(Target 14-69)

INSTRUCTIONS TO SP:
Por favor seleccione . . .

- Sí 1
- No 2
- REFUSED 7
- DON'T KNOW 9

BOX 1A

CHECK ITEM SXQ.862:

- IF SP 60-69 YEARS AND SXQ.800 = 2 AND SXQ.806 = 2 AND SXQ.803 = 2 AND SXQ.809 = 2, GO TO END OF SECTION.
- IF SP 60-69 YEARS AND SXQ.803 = 1 AND SXQ.800 = 2 AND SXQ.806 = 2 AND SXQ.809 = 2, GO TO SXQ.618.
- IF SXQ.800, SXQ.806, AND SXQ.809 = 2 AND SXQ.803 = 1, GO TO BOX 4.
- IF SXQ.800, SXQ.803, SXQ.806, AND SXQ.809 = 2, GO TO END OF SECTION.
- OTHERWISE, CONTINUE.

SXQ.618 ¿Qué edad tenía usted la primera vez que tuvo algún tipo de relación sexual, incluyendo {sexo vaginal, oral o anal / sexo vaginal o anal / sexo oral o vaginal / sexo oral o anal / sexo vaginal / sexo anal / sexo oral}?
(Target 14-69)

INSTRUCTIONS TO SP:
Por favor anote una edad.

ENTER AGE IN YEARS

- REFUSED 77
- DON'T KNOW 99

CAPI INSTRUCTION:

IF SXQ.800 AND SXQ.803 = 1 AND SXQ.806 AND SXQ.809 NOT EQUAL TO '1', DISPLAY { sexo oral o vaginal }.

IF SXQ.800 AND SXQ.806 = 1 AND SXQ.803 AND SXQ.809 NOT EQUAL TO '1',
DISPLAY { sexo vaginal o anal}.

IF SXQ.809 = 1 AND SXQ.800 NOT EQUAL TO '1', DISPLAY {sexo oral o anal}.
IF SXQ.803 AND SXQ.806 = 1 AND SXQ.800 NOT EQUAL TO '1', DISPLAY {sexo oral o anal}.

IF SXQ.800 = 1 AND SXQ.803, SXQ.806, AND SXQ.809 NOT EQUAL TO '1', DISPLAY {sexo vaginal}.
IF SXQ.806 = 1 AND SXQ.800, SXQ.803, AND SXQ.809 NOT EQUAL TO '1', DISPLAY {sexo anal}.

OTHERWISE, DISPLAY {sexo vaginal, oral o anal}.

HARD EDIT VALUES: 0-69

Error message: "Su respuesta no puede exceder 69 años. Por favor toque el botón "Atrás", toque "Borrar" y hágalo de nuevo."

HARD EDIT: SXQ.618 MUST BE EQUAL TO OR LESS THAN CURRENT AGE.

Error message: "Su respuesta es mayor que la edad anotada. Por favor toque el botón "Atrás", toque "Borrar" y hágalo de nuevo."

BOX 1
CHECK ITEM SXQ.801:
■ IF SP 60-69 YEARS, AND SXQ.800 = 2 AND SXQ.803 = 2 AND SXQ.806 = 2 AND SXQ.809 = 1, GO TO BOX 5.
■ IF SP 60-69 YEARS, GO TO SXQ.812.
■ IF SXQ.803 = 1 AND SXQ.800 AND SXQ.806 = 2, GO TO BOX 4.
■ IF SXQ.800 = 1 AND SXQ.803 AND SXQ.806 = 2, GO TO BOX 3.
■ IF SXQ.809 = 1 AND SXQ.800, SXQ.803, AND SXQ.806 = 2, GO TO BOX 5.
■ OTHERWISE, CONTINUE.

SXQ.812 En **toda su vida**, ¿con cuántas **mujeres** ha tenido **algún** tipo de relación sexual?
(Target 14-69)

INSTRUCTIONS TO SP:

Por favor anote una cantidad.

ENTER NUMBER

REFUSED 77777
DON'T KNOW 99999

HARD EDIT: SXQ.812 MUST BE GREATER THAN ZERO.

Error message: "Su respuesta no es consistente con sus respuestas anteriores acerca de sus compañeras sexuales. Por favor toque el botón "Atrás", toque "Borrar" y hágalo de nuevo."

BOX 2

CHECK ITEM SXQ.815:

- IF SP 60-69 YEARS AND SXQ.809 = 1, GO TO SXQ.410.
- IF SP 60-69 YEARS AND SXQ.809 NOT EQUAL TO 1, GO TO END OF SECTION.
- OTHERWISE, CONTINUE WITH SXQ.818.

SXQ.818 En los **últimos 12 meses**, ¿con cuántas **mujeres** ha tenido **algún** tipo de relación sexual?
(Target 14-59)

INSTRUCTIONS TO SP:

Por favor anote una cantidad o anote cero por ninguna.

|_|_|_|_|
ENTER NUMBER

REFUSED 77777

DON'T KNOW 99999

HARD EDIT: SXQ.818 MUST BE EQUAL TO OR LESS THAN SXQ.812.

Error message: "Su respuesta es mayor que la cantidad de compañeras sexuales de toda su vida. Por favor toque el botón "Atrás", toque "Borrar" y hágalo de nuevo."

BOX 3

CHECK ITEM SXQ.821:

- IF SXQ.800 = 1, GO TO SXQ.824.
- OTHERWISE, GO TO BOX 4.

SXQ.824 En **toda su vida**, ¿con cuántas **mujeres** ha tenido sexo **vaginal**? Sexo vaginal significa su pene dentro de la vagina de una mujer.
(Target 14-59)

INSTRUCTIONS TO SP:

Por favor anote una cantidad.

|_|_|_|_|
ENTER NUMBER

REFUSED 77777

DON'T KNOW 99999

HARD EDIT: SXQ.824 MUST BE GREATER THAN ZERO.

Error message: "Su respuesta no es consistente con sus respuestas anteriores acerca de sus compañeras de sexo vaginal. Por favor toque el botón "Atrás", toque "Borrar" y hágalo de nuevo."

HARD EDIT: SXQ.824 MUST BE EQUAL TO OR LESS THAN SXQ.812.

Error message: "Su respuesta es mayor que la cantidad de compañeras sexuales de toda su vida. Por favor toque el botón "Atrás", toque "Borrar" y hágalo de nuevo."

SXQ.827 En los **últimos 12 meses**, ¿con cuántas **mujeres** ha tenido sexo **vaginal**? Sexo vaginal significa su pene (Target 14-59) dentro de la vagina de una mujer.

INSTRUCTIONS TO SP:
Por favor anote una cantidad o anote cero por ninguna.

|_|_|_|_|
ENTER NUMBER

REFUSED 77777
DON'T KNOW 99999

HARD EDIT: SXQ.827 MUST BE EQUAL TO OR LESS THAN SXQ.824.
Error message: "Su respuesta es mayor que la cantidad de compañeras de sexo vaginal de toda su vida. Por favor toque el botón "Atrás", toque "Borrar" y hágalo de nuevo."
SOFT EDIT: SXQ.827 MUST BE EQUAL TO OR LESS THAN SXQ.818.
Error message: "Su respuesta es mayor que la cantidad de compañeros o compañeras sexuales que ha tenido en los últimos 12 meses. Por favor toque el botón "Atrás", toque "Borrar" y hágalo de nuevo."

BOX 4
CHECK ITEM SXQ.830:
■ IF SXQ.803 = 1, GO TO SXQ.636.
■ OTHERWISE, GO TO BOX 5.

SXQ.636 En **toda su vida**, ¿a cuántas **mujeres** les ha **hecho** sexo **oral**? (Target 14-59)

INSTRUCTIONS TO SP:
Por favor anote una cantidad.

|_|_|_|_|
ENTER NUMBER

REFUSED 77777
DON'T KNOW 99999

HARD EDIT: SXQ.636 MUST BE GREATER THAN ZERO.
Error message: "Su respuesta no es consistente con sus respuestas anteriores acerca de sus compañeras de sexo oral." Por favor toque el botón "Atrás", toque "Borrar" y hágalo de nuevo."

HARD EDIT: SXQ.636 MUST BE EQUAL TO OR LESS THAN SXQ.812.
Error message: "Su respuesta es mayor que la cantidad de compañeras sexuales de toda su vida. Por favor toque el botón "Atrás", toque "Borrar" y hágalo de nuevo."

SXQ.639 En los **últimos 12 meses**, ¿a cuántas **mujeres** les ha **hecho** sexo **oral**?
(Target 14-59)

INSTRUCTIONS TO SP:

Por favor anote una cantidad o anote cero por ninguna.

|_|_|_|_|
ENTER NUMBER

REFUSED 77777
DON'T KNOW 99999

HARD EDIT: SXQ.639 MUST BE EQUAL TO OR LESS THAN SXQ.636.

Error message: "Su respuesta es mayor que la cantidad de compañeras de sexo oral de toda su vida. Por favor toque el botón "Atrás", toque "Borrar" y hágalo de nuevo."

SOFT EDIT: SXQ.639 MUST BE EQUAL TO OR LESS THAN SXQ.818.

Error message: "Su respuesta es mayor que la cantidad de compañeras sexuales que ha tenido en los últimos 12 meses. Por favor toque el botón "Atrás", toque "Borrar" y hágalo de nuevo."

BOX 5

CHECK ITEM SXQ.833:

- IF SXQ.809 = 1, GO TO SXQ.410.
- OTHERWISE, GO TO BOX 9.

SXQ.410 En **toda su vida**, ¿con cuántos **hombres** ha tenido usted sexo anal u oral?
(Target 14-69)

INSTRUCTIONS TO SP:

Por favor anote una cantidad o anote cero por ninguna.

|_|_|_|_|
ANOTE LA CANTIDAD

REFUSED 77777
DON'T KNOW 99999

HARD EDIT: SXQ.410 MUST BE GREATER THAN ZERO.

Error message: "Su respuesta no es consistente con sus respuestas anteriores acerca de sus compañeros sexuales (hombres). Por favor toque el botón "Atrás", toque "Borrar" y hágalo de nuevo."

BOX 5B

CHECK ITEM SXQ.875:

- IF SP IS 60-69 YEARS, GO TO SXQ.836.
- OTHERWISE, CONTINUE WITH SXQ.550.

SXQ.550 En **los últimos 12 meses**, ¿con cuántos **hombres** ha tenido usted sexo anal u oral?
(Target 14-59)

INSTRUCTIONS TO SP:

Por favor anote una cantidad o anote cero por ninguna.

|_|_|_|_|
ANOTE LA CANTIDAD

REFUSED 77777
DON'T KNOW 99999

HARD EDIT: SXQ.550 MUST BE EQUAL TO OR LESS THAN SXQ.410.

Error message: "Su respuesta es mayor que la cantidad de parejas de sexo masculino que ha tenido en toda su vida. Por favor toque el botón "Atrás", toque "Borrar" y hágalo de nuevo."

SXQ.836 En **toda su vida**, ¿con cuántos **hombres** ha tenido sexo anal?
(Target 14-69)

INSTRUCTIONS TO SP:

Por favor anote una cantidad o anote cero por ninguna.

|_|_|_|_|
ENTER NUMBER

REFUSED 77777
DON'T KNOW 99999

HARD EDIT: SXQ.836 MUST BE EQUAL TO OR LESS THAN SXQ.410.

Error message: "Su respuesta es mayor que la cantidad de parejas de sexo masculino que ha tenido en toda su vida. Por favor toque el botón "Atrás", toque "Borrar" y hágalo de nuevo."

BOX 6

CHECK ITEM SXQ.839:

- IF SP IS 60-69 YEARS, GO TO SXQ.853.
- IF SP HAD NO ANAL SEX PARTNERS (CODED '0000' IN SXQ.836), GO TO SXQ.853.
- OTHERWISE, CONTINUE WITH SXQ.841.

SXQ.841 En **los últimos 12 meses**, ¿con cuántos **hombres** ha tenido sexo anal?
(Target 14-59)

INSTRUCTIONS TO SP:
Por favor anote una cantidad o anote cero por ninguna.

|_|_|_|_|
ENTER NUMBER

REFUSED 77777
DON'T KNOW 99999

HARD EDIT: SXQ.841 MUST BE EQUAL TO OR LESS THAN SXQ.836.
Error message: "Su respuesta es mayor que la cantidad de parejas de sexo masculino que ha tenido en toda su vida. Por favor toque el botón "Atrás", toque "Borrar" y hágalo de nuevo."

HARD EDIT: SXQ.841 MUST BE EQUAL TO OR LESS THAN SXQ.550.
Error message: "Su respuesta es mayor que la cantidad de parejas de sexo masculino que ha tenido en los últimos 12 meses. Por favor toque el botón "Atrás", toque "Borrar" y hágalo de nuevo."

SXQ.853 ¿Le ha **hecho alguna vez** sexo **oral** a un **hombre**? Hacer sexo oral significa que usted pone la boca en el
(Target 14-69) pene o los genitales de un hombre.

INSTRUCTIONS TO SP:
Por favor seleccione . . .

Sí 1
No 2
REFUSED 7
DON'T KNOW 9

BOX 7

CHECK ITEM SXQ.847:

- IF SP NEVER HAD ORAL MALE PARTNER (CODED '2', '7', OR '9') IN SXQ.853 AND SP IS 60-69 YEARS, GO TO END OF SECTION.
- IF SP NEVER HAD ORAL MALE PARTNER (CODED '2', '7', OR '9') IN SXQ.853 AND SP IS 14-59 YEARS, GO TO BOX 9A.
- OTHERWISE, CONTINUE WITH SXQ.624.

SXQ.624 En **toda su vida** ¿a cuántos **hombres** les ha **hecho** sexo **oral**?
(Target 14-69)

INSTRUCTIONS TO SP:
Por favor anote una cantidad.

|_|_|_|_|
ENTER NUMBER

REFUSED 77777
DON'T KNOW 99999

HARD EDIT: SXQ.624 MUST BE GREATER THAN ZERO.

Error message: "Su respuesta no es consistente con sus respuestas anteriores acerca de sus compañeros de sexo oral. Por favor toque el botón "Atrás", toque "Borrar" y hágalo de nuevo."

HARD EDIT: SXQ.624 MUST BE EQUAL TO OR LESS THAN SXQ.410.

Error message: "Su respuesta es mayor que la cantidad de parejas de sexo masculino que ha tenido en toda su vida. Por favor toque el botón "Atrás", toque "Borrar" y hágalo de nuevo."

BOX 8
CHECK ITEM SXQ.850:
<ul style="list-style-type: none">■ IF SP 60-69 YEARS, GO TO END OF SECTION.■ IF SP 14-17 YEARS AND SXQ.615 2, 7 OR 9; GO TO SXQ.280.■ IF SXQ.800, SXQ.803, SXQ.806, AND SXQ.809 = 2, 7, OR 9, GO TO SXQ.280.■ OTHERWISE, CONTINUE WITH SXQ.627.

SXQ.627 En los **últimos 12 meses** ¿a cuántos **hombres** les ha **hecho** sexo **oral**?
(Target 14-59)

INSTRUCTIONS TO SP:

Por favor anote una cantidad o anote cero por ninguna.

ENTER NUMBER

REFUSED 77777
DON'T KNOW 99999

HARD EDIT: SXQ.627 MUST BE EQUAL TO OR LESS THAN SXQ.624.

Error message: "Su respuesta es mayor que la cantidad de compañeros de sexo oral de toda su vida. Por favor toque el botón "Atrás", toque "Borrar" y hágalo de nuevo."

HARD EDIT: SXQ.627 MUST BE EQUAL TO OR LESS THAN SXQ.550.

Error message: "Su respuesta es mayor que la cantidad de parejas de sexo masculino que ha tenido en los últimos 12 meses. Por favor toque el botón "Atrás", toque "Borrar" y hágalo de nuevo. "

BOX 9A
CHECK ITEM SXQ.844:
<ul style="list-style-type: none">■ IF SP DID NOT HAVE A PARTNER IN PAST 12 MONTHS (SXQ.627, SXQ.639, SXQ.818, SXQ.827, SXQ.550 AND SXQ.841 CODED '0000' OR MISSING), GO TO SXQ.260.■ IF SXQ.809 = 1 AND SXQ.800, SXQ.803, OR SXQ.806 = 1, THEN DISPLAY "El siguiente conjunto de preguntas es acerca de todos sus compañeros sexuales, hombres y mujeres.", THEN GO TO BOX 9.■ OTHERWISE, GO TO BOX 9.

BOX 9

CHECK ITEM SXQ.845:

- IF SP HAD ORAL SEX PARTNER IN PAST 12 MONTHS (SXQ.627 OR SXQ.639 GREATER THAN '0000'), GO TO SXQ.645.
- OTHERWISE, GO TO BOX 9B.

SXQ.645 Cuando usted **hizo** sexo **oral** en los **últimos 12 meses**, ¿con qué frecuencia usó **protección**, tal como (Target 14-59) preservativo o condón o barrera dental?

INSTRUCTIONS TO SP:

Por favor seleccione una de las siguientes opciones.

- | | |
|------------------|---|
| Nunca | 1 |
| Raramente..... | 2 |
| Usualmente | 3 |
| Siempre | 4 |
| Inseguro | 5 |
| REFUSED | 7 |
| DON'T KNOW | 9 |

BOX 9B

CHECK ITEM SXQ.871:

- IF SXQ.818, SXQ.841, SXQ.827, SXQ.550, SXQ.627 OR SXQ.639 GREATER THAN '0000', GO TO SXQ.648.
- OTHERWISE, GO TO SXQ.260.

SXQ.648 En los **últimos 12 meses**, ¿tuvo **algún** tipo de relación sexual con una persona con quien nunca antes (Target 14-59) había tenido relaciones sexuales?

INSTRUCTIONS TO SP:

Por favor seleccione . . .

- | | |
|------------------|---|
| Sí | 1 |
| No | 2 |
| REFUSED | 7 |
| DON'T KNOW | 9 |

BOX 10A

CHECK ITEM SXQ.859:

- IF SXQ.800, SXQ.806, AND SXQ.809 NOT EQUAL TO '1', GO TO SXQ.260.
- OTHERWISE, GO TO SXQ.610.

SXQ.610 En los **últimos 12 meses**, ¿más o menos cuántas **veces** ha tenido usted sexo {vaginal o anal/vaginal/anal}?
 (Target 14-59)

INSTRUCTIONS TO SP:

Por favor seleccione una de las siguientes opciones.

- Nunca 0
- Una vez 1
- 2-11 veces 2
- 12-51 veces 3
- 52-103 veces 4
- 104-364 veces 5
- 365 veces o más 6

- REFUSED 77
- DON'T KNOW 99

CAP I INSTRUCTION:

IF SXQ.800 = 1 AND SXQ.806 AND SXQ.809 NOT EQUAL TO '1', DISPLAY {vaginal}.
 IF SXQ.806 = 1 AND SXQ.800 NOT EQUAL TO '1', DISPLAY {anal}.
 IF SXQ.836 GREATER THAN '0000' AND SXQ.800 NOT EQUAL TO '1', DISPLAY {anal}.
 OTHERWISE, DISPLAY {vaginal o anal}.

BOX 10

CHECK ITEM SXQ.245:

- IF SP DID NOT HAVE VAGINAL OR ANAL SEX (CODED '0') IN SXQ.610, GO TO SXQ.260.
- OTHERWISE, CONTINUE WITH SXQ.250.

SXQ.250 En los **últimos 12 meses**, ¿más o menos con qué frecuencia ha tenido usted sexo {vaginal o anal/vaginal/anal} sin usar preservativo o condón?
 (Target 14-29)

INSTRUCTIONS TO SP:

Por favor seleccione una de las siguientes opciones.

- Nunca..... 1
- Menos de la mitad del tiempo 2
- Más o menos la mitad del tiempo..... 3
- No siempre, pero más de la mitad del tiempo... 4
- Siempre..... 5

- REFUSED 7
- DON'T KNOW 9

CAP I INSTRUCTION:

IF SXQ.800 = 1 AND SXQ.806 AND SXQ.809 NOT EQUAL TO '1', DISPLAY {vaginal}.
 IF SXQ.806 = 1 AND SXQ.800 NOT EQUAL TO '1', DISPLAY {anal}.
 OTHERWISE, DISPLAY {vaginal o anal}.

SXQ.260 ¿Le ha dicho **alguna vez** un médico u otro profesional de servicios de salud que usted tenía herpes genital?
(Target 14-59)

INSTRUCTIONS TO SP:
Por favor seleccione . . .

Sí	1
No	2
REFUSED	7
DON'T KNOW	9

SXQ.265 ¿Le ha dicho **alguna vez** un médico u otro profesional de servicios de salud que usted tenía verrugas genitales?
(Target 14-59)

INSTRUCTIONS TO SP:
Por favor seleccione . . .

Sí	1
No	2 (SXQ.280)
REFUSED	7 (SXQ.280)
DON'T KNOW	9 (SXQ.280)

SXQ.267 ¿Qué edad tenía usted la primera vez que le dijeron que tenía verrugas genitales?
(Target 14-59)

INSTRUCTIONS TO SP:
Por favor anote la edad.

ENTER AGE IN YEARS

REFUSED	77
DON'T KNOW	99

HARD EDIT VALUES: 0-59

Error message: "Su respuesta no puede exceder 59 años. Por favor toque el botón "Atrás", toque "Borrar" y anote su respuesta de nuevo."

HARD EDIT: SXQ.267 MUST BE EQUAL TO OR LESS THAN CURRENT AGE.

Error message: Su respuesta es mayor que la edad anotada. Por favor toque el botón "Atrás", toque "Borrar" y anote su respuesta de nuevo.

SXQ.280 ¿Está usted circuncidado o no circuncidado?
(Target 14-59)

INSTRUCTIONS TO SP:
Por favor seleccione . . .

CAP I INSTRUCTIONS:

DISPLAY THE SKETCHES BELOW EACH SELECTION. SKETCH SHOULD DISPLAY BY DEFAULT.

ACASI FIGURE SXQ1 – CLINICAL SKETCH OF CIRCUMCISED PENIS

ACASI FIGURE SXQ2 – CLINICAL SKETCH OF UNCIRCUMCISED PENIS

Circuncidado.....	1
No circuncidado.....	2
REFUSED	7
DON'T KNOW	9

VOICE SCRIPT

TUTORIAL (ACASI)

INTRO1.WAV

Estas preguntas son de práctica. Por favor, toque el botón "Siguiente" para ver la pregunta.

INTRO2.WAV

Aquí hay un ejemplo de un tipo de pregunta: "¿Está usted cansado(a)?" Por favor, seleccione ..."

INTRO3.WAV

Otro tipo de pregunta requiere que se responda con un número. Conteste tocando los botones con números en el teclado. "¿Cuántas horas durmió usted anoche? Por favor, anote una cantidad."

INTRO6.WAV

Otro tipo de pregunta requiere que se responda con un número y una unidad de tiempo. Conteste tocando los botones con números en el teclado y después seleccionando una unidad de tiempo. "¿Cuánto tiempo hace que no ve una película?"

INTRO4.WAV

Para volver a una pregunta anterior para cambiar su respuesta, toque el botón "Atrás".

INTRO5.WAV

Tal como las otras preguntas que usted ha contestado hoy, sus respuestas serán mantenidas en confidencia. Si no está seguro(a) de una respuesta, dénos su mejor estimación. Si desea hacer alguna pregunta acerca de cómo usar la computadora, por favor, pregúntele a su entrevistador ahora.

INTRO5a.WAV

Tal como las otras preguntas que usted ha contestado hoy, sus respuestas serán mantenidas en privado. Si no está seguro(a) de una respuesta, dénos su mejor cálculo. Si desea hacer alguna pregunta acerca de cómo usar la computadora, por favor pregúntele a su entrevistador ahora.

ERROR MESSAGES, GENERIC RESPONSES, AND INSTRUCTIONS (Audio-CASI)

AGE_INST.WAV

Por favor anote una edad.

AGE_SELECT.WAV

Por favor, anote una edad o anote cero si nunca ha fumado marihuana o cannabis.

AGE59.WAV

Su respuesta no puede exceder 59 años. Por favor, toque el botón “Atrás”, toque “Borrar” y hágalo de nuevo.

AGE69.WAV

Su respuesta no puede exceder 69 años. Por favor, toque el botón “Atrás”, toque “Borrar” y hágalo de nuevo.

BEGIN.WAV

Por favor, oprima el botón que dice “Siguiente” para empezar.

CHOICES.WAV

Por favor seleccione una de las siguientes opciones.

CONTINUE.WAV

Por favor, oprima el botón que dice “Siguiente” para continuar.

DAYS.WAV

Días.

DONTKNOW.WAV

No sé la respuesta.

DWMY_I.WAV

Por favor, anote la cantidad de días, semanas, meses o años y después seleccione la unidad de tiempo.

ENTR_NUM.WAV

Por favor, anote una cantidad.

Err1to5.WAV

Por favor, anote un número entre 1 y 5. Por favor toque el botón “Atrás”, toque “Borrar” y hágalo de nuevo.

ERRAGE1.WAV

Su respuesta es mayor que la edad anotada. Por favor toque el botón "Atrás", toque "Borrar" y hágalo de nuevo.

ERRAGE2.WAV

Su respuesta es mayor que la edad anotada. Por favor, toque el botón “Atrás”, toque “Borrar” y hágalo de nuevo.

FINAL.WAV

Gracias por participar en esta encuesta. Por favor, dígame al entrevistador(a) que usted terminó.

HI30.WAV

Su respuesta no puede exceder 30 días. Por favor, toque el botón "Atrás", toque "Borrar" y hágalo de nuevo.

INJCTERR.WAV

Anteriormente usted informó que había usado una aguja para inyectarse drogas **no** recetadas por un médico. ¿Cuál de estas drogas se inyectó?

FIRSTSMOKE.WAV

Su respuesta es anterior a la edad en la cual dijo que fumó un cigarrillo completo por primera vez. Por favor, toque el botón “Atrás”, toque “Borrar” y hágalo de nuevo.

FIRSTUSE.WAV

Su respuesta es anterior a su respuesta sobre la edad en que usó marihuana o hachís por primera vez. Por favor, toque el botón “Atrás”, toque “Borrar” y hágalo de nuevo.

LASTUSE.WAV

Su respuesta al tiempo del uso de la última vez es anterior a la respuesta de la edad del uso por primera vez. Por favor, toque el botón “Atrás”, toque “Borrar” y hágalo de nuevo.

LIFEUSE.WAV

Su respuesta no es consistente con su consumo en toda la vida. Por favor, toque el botón “Atrás”, toque “Borrar” y hágalo de nuevo.

MONTHS.WAV

Meses

MONTHUSE.WAV

Su respuesta no es consistente con su consumo en los últimos 30 días. Por favor, toque el botón “Atrás”, toque “Borrar” y hágalo de nuevo.

NEXT.WAV

Toque el botón “Siguiente” cuando esté listo(a) para continuar.

NO.WAV

No.

NUM_ZERO.WAV

Por favor, anote una cantidad o anote cero por ninguna.

PLS_SLCT.WAV

Por favor seleccione . . .

REFUSAL.WAV

Preferiría no contestar.

RETRY.WAV

Realmente tenía la intención de contestar.

Sx5err.WAV (SXQ.550, SXQ.718, SXQ.841, SXQ.836, SXQ.624)

Su respuesta es mayor que la cantidad de parejas de sexo masculino que ha tenido en toda su vida. Por favor, toque el botón “Atrás”, toque “Borrar” y hágalo de nuevo.

Sx6err.WAV (SXQ.739, SXQ.818, SXQ.636)

Su respuesta es mayor que la cantidad de compañeras sexuales de toda su vida. Por favor, toque el botón “Atrás”, toque “Borrar” y hágalo de nuevo.

Sx9err.WAV (SXQ.651, SXQ.654)

Su respuesta es mayor que la cantidad de compañeros o compañeras sexuales que ha tenido en los últimos 12 meses. Por favor, toque el botón “Atrás”, toque “Borrar” y hágalo de nuevo.

Sx10err.WAV (SXQ.654)

Sus respuestas a las últimas dos preguntas no son consistentes con la cantidad total de compañeros o compañeras sexuales que ha tenido en los últimos 12 meses. Por favor, toque el botón “Atrás”, toque “Borrar” y hágalo de nuevo.

Sx11err.WAV (SXQ.410, SXQ.712)

Su respuesta no es consistente con sus respuestas anteriores acerca de sus compañeros sexuales. Por favor, toque el botón “Atrás”, toque “Borrar” y hágalo de nuevo.

Sx12err.WAV (SXQ.724)

Su respuesta no es consistente con sus respuestas anteriores acerca de sus compañeros de sexo vaginal. Por favor, toque el botón “Atrás”, toque “Borrar” y hágalo de nuevo.

Sx13err.WAV (SXQ.727)

Su respuesta es mayor que la cantidad de sus compañeros de sexo vaginal de toda su vida. Por favor toque el botón “Atrás”, toque “Borrar” y hágalo de nuevo.

Sx14err.WAV (SXQ.624)

Su respuesta no es consistente con sus respuestas anteriores acerca de sus compañeros de sexo oral. Por favor, toque el botón “Atrás”, toque “Borrar” y hágalo de nuevo.

Sx15err.WAV (SXQ.630)

Su respuesta es anterior a su respuesta de la edad en que le hizo sexo oral a un hombre por primera vez. Por favor toque el botón “Atrás”, toque “Borrar” y hágalo de nuevo.

Sx16err.WAV (SXQ.736)

Su respuesta no es consistente con sus respuestas anteriores acerca de sus relaciones sexuales con mujeres. Por favor, toque el botón “Atrás”, toque “Borrar” y hágalo de nuevo.

Sx17err.WAV (SXQ.636)

Su respuesta no es consistente con sus respuestas anteriores acerca de sus compañeras de sexo oral. Por favor, toque el botón “Atrás”, toque “Borrar” y hágalo de nuevo.

Sx18err.WAV (SXQ.642)

Su respuesta es anterior a su respuesta de la edad en que le hizo sexo oral a una mujer por primera vez. Por favor, toque el botón “Atrás”, toque “Borrar” y hágalo de nuevo.

Sx19err.WAV (SXQ.812)

Su respuesta no es consistente con sus respuestas anteriores acerca de sus compañeras sexuales. Por favor, toque el botón “Atrás”, toque “Borrar” y hágalo de nuevo.

Sx20err.WAV (SXQ.824)

Su respuesta no es consistente con sus respuestas anteriores acerca de sus compañeras de sexo vaginal. Por favor, toque el botón “Atrás”, toque “Borrar” y hágalo de nuevo.

Sx21err.WAV (SXQ.827)

Su respuesta es mayor que la cantidad de compañeras de sexo vaginal de toda su vida. Por favor, toque el botón “Atrás”, toque “Borrar” y hágalo de nuevo.

Sx22err.WAV (SXQ.836)

Su respuesta no es consistente con sus respuestas anteriores acerca de relaciones sexuales con un compañero. Por favor, toque el botón “Atrás”, toque “Borrar” y hágalo de nuevo.

Sx23err.WAV (SXQ.627)

Su respuesta es mayor que la cantidad de compañeros de sexo oral de toda su vida. Por favor, toque el botón “Atrás”, toque “Borrar” y hágalo de nuevo.

Sx24err.WAV (SXQ.639)

Su respuesta es mayor que la cantidad de compañeras de sexo oral de toda su vida. Por favor, toque el botón “Atrás”, toque “Borrar” y hágalo de nuevo.

Sx25err.WAV (SXQ.633, 621)

“Su respuesta es menor que su respuesta a la edad en la que tuvo por primera vez algún tipo de relación sexual. Por favor, toque el botón “Atrás”, toque “Borrar” y hágalo de nuevo.”

Sx26err.WAV (SXQ.841, SXQ.627)

“Su respuesta es mayor que la cantidad de parejas de sexo masculino que ha tenido en los últimos 12 meses. Por favor, toque el botón “Atrás”, toque “Borrar” y hágalo de nuevo.”

Sx27err.WAV (SXQ.639)

“Su respuesta es mayor que la cantidad de parejas de sexo femenino que ha tenido en los últimos 12 meses. Por favor, toque el botón “Atrás”, toque “Borrar” y hágalo de nuevo.”

TRYAGAIN.WAV

Por favor, hágalo de nuevo.

WAS_IT.WAV

¿Fue esto . . .

WEEKS.WAV

Semanas

WHYNOT.WAV

Usted no contestó la pregunta anterior. ¿Tenía la intención de contestar, preferiría no contestar la pregunta, o no sabe la respuesta? Por favor, seleccione...

WOULD_SAY.WAV

¿Diría . . .

YEARS.WAV

Años

YES.WAV

Sí

ZEROERR.WAV

Su respuesta debe ser mayor que cero. Por favor, toque el botón “Atrás”, toque “Borrar” y hágalo de nuevo.

TOBACCO – SMQ
Target Group: SPs 12-19 (Audio-CASI)

SMQ621_.WAV

Las siguientes preguntas son acerca de fumar cigarrillos y otros tipos de tabaco. No incluya (puros/tabacos) ni marihuana.

SMQ621.WAV

¿Más o menos cuántos cigarrillos ha fumado en **toda su vida**?

SMQ621-1.WAV	Nunca he fumado, ni siquiera una aspirada
SMQ621-2.WAV	1 o más aspiradas, pero nunca un cigarrillo completo
SMQ621-3.WAV	1 cigarrillo
SMQ621-4.WAV	2 a 5 cigarrillos
SMQ621-5.WAV	6 a 15 cigarrillos
SMQ621-6.WAV	16 a 25 cigarrillos
SMQ621-7.WAV	26 a 99 cigarrillos
SMQ621-8.WAV	100 o más cigarrillos

SMQ631.WAV (SMQ.632)

¿Qué edad tenía usted cuando fumó un cigarrillo entero por **primera** vez?

SMQ631_I.WAV

Por favor, anote una edad o seleccione cero si nunca fumó un cigarrillo entero.

SMQ641.WAV

En los últimos **30 días**, ¿cuántos días fumó cigarrillos?

SMQ050.WAV

¿Cuánto tiempo hace que dejó de fumar cigarrillos?

SMQ055.WAV

¿Qué edad tenía usted la **última vez** que fumó cigarrillos?

SMQ650.WAV

En los **últimos 30 días**, en promedio, cuando fumó, ¿cuántos cigarrillos fumó al día?

SMQ078.WAV

¿Qué tan pronto después que despierta fuma usted?

SMQ078-1.WAV	Dentro de 5 minutos
SMQ078-2.WAV	De 6 a 30 minutos
SMQ078-3.WAV	De más de 30 minutos a 1 hora
SMQ078-4.WAV	De más de 1 hora a 2 horas
SMQ078-5.WAV	De más de 2 horas a 3 horas
SMQ078-6.WAV	De más de 3 horas a 4 horas
SMQ078-7.WAV	Más de 4 horas

SMQ671.WAV

Durante los últimos **12 meses**, ¿ha dejado de fumar un día o más **debido a que usted estaba tratando de dejar de fumar?**

SMQ681_.WAV

Las siguientes preguntas son acerca del uso de productos de tabaco en los últimos **5 días**.

DURING_THE_PAST.WAV

Durante los últimos **5 días**, incluyendo hoy, ¿fumó usted

CIGARETTES.WAV

cigarrillos

SMQ682.WAV

pipas, puros, puritos o puritos con filtro, pipas de agua o hookahs con tabaco?

SMQ692.WAV (SMQ.692A & B)

¿Cuál de estos productos fumó?

SELECT_ALL_USED.WAV (SMQ.692A & B)

Por favor, seleccione todo lo que usó.

SMQ692-1.WAV	Cigarrillos
SMQ692-2.WAV	Pipas
SMQ692-3.WAV	Puros, puritos o puritos con filtro
SMQ692-4.WAV	Pipas de agua o hookahs con tabaco

SMQ710.WAV

Durante los últimos **5 días**, incluyendo hoy, ¿cuántos días fumó usted cigarrillos?

SMQ720.WAV

Durante los últimos **5 días**, incluyendo hoy, en los días que fumó, ¿cuántos cigarrillos fumó cada día?

SMQ725.WAV

¿Cuándo fumó usted su último cigarrillo? ¿Fue esto. . .

TODAY.WAV

Hoy

YESTER.WAV

Ayer

THREE.WAV

Hace de 3 a 5 días

SMQ740.WAV

Durante los últimos **5 días**, incluyendo hoy, ¿cuántos días fumó usted pipa?

SMQ771.WAV

Durante los últimos **5 días**, incluyendo hoy, ¿cuántos días fumó usted puros, puritos o puritos con filtro?

SMQ845.WAV

Durante los últimos 5 días, (incluyendo hoy), ¿cuántos días fumó usted tabaco en una pipa de agua o “hookah”?

SMQ846.WAV

Durante los últimos **5 días**, incluyendo hoy, ¿fumó cigarrillos electrónicos? Es posible que también los conozca como JUUL™, cigarros electrónicos, vapeadores, plumas hookah, hookahs electrónicas o vaporizadores. Funcionan con batería, normalmente contienen nicotina líquida y producen vapor en vez de humo.

SMQ849.WAV

Durante los últimos 5 días, incluyendo hoy, ¿cuántos días fumó usted cigarrillos electrónicos?

SMQ851_.WAV

Los productos de tabaco que no se fuma se ponen en la boca o la nariz e incluyen al tabaco de mascar, el rapé o tabaco de inhalar, el dip, el snus y los productos de tabaco que se disuelve.

SMQ851.WAV

Durante los últimos 5 días, incluyendo hoy, ¿usó usted algún producto de tabaco el cual no se fuma?

SMQ851_I.WAV

No incluya productos que reemplazan la nicotina, tales como parches, chicle, pastillas de chupar o aerosoles los cuales se consideran productos que ayudan a dejar de fumar.

SMQ853.WAV

¿Cuáles de estos productos usó usted?

SMQ853-1.WAV	Tabaco de mascar
SMQ853-2.WAV	Snuff o rapé (tabaco en polvo)
SMQ853-3.WAV	Snus
SMQ853-4.WAV	Productos que se disuelven
SMQ853-5.WAV	Dip

SMQ800.WAV

Durante los últimos **5 días**, incluyendo hoy, ¿cuántos días usó usted tabaco de mascar, tal como Redman, Levi Garrett o Beechnut?

SMQ817.WAV

Durante los últimos **5 días**, incluyendo hoy, ¿cuántos días usó usted rapé, tal como Skoal, Skoal Bandits, o Copenhagen?

ALCOHOL USE – ALQ
Target Group: SPs 12-17 (Audio-CASI)

ALQ010__.WAV

Las siguientes preguntas son acerca del uso de alcohol. Esto incluye cerveza, vino, sangría y licores tales como ron, ginebra, vodka o wiskey. Esto no incluye tomar unos pocos sorbos de vino con propósitos religiosos.

ALQ022.WAV

Durante su vida, ¿cuántos días se ha tomado al menos una bebida alcohólica?

ALQ022-0.WAV	0 días
ALQ022-1.WAV	1 o 2 días
ALQ022-2.WAV	3 a 9 días
ALQ022-3.WAV	10 a 19 días
ALQ022-4.WAV	20 a 39 días
ALQ022-5.WAV	40 a 99 días
ALQ022-6.WAV	100 o más días

ALQ010.WAV

¿Qué edad tenía usted cuando se tomó su **primera** bebida alcohólica, que no fueran unos pocos sorbos?

ALQ010-2.WAV	8 años de edad o más joven
ALQ010-3.WAV	9 o 10 años de edad
ALQ010-4.WAV	11 o 12 años de edad
ALQ010-5.WAV	13 o 14 años de edad
ALQ010-6.WAV	15 o 16 años de edad
ALQ010-7.WAV	17 años de edad o mayor

ALQ031.WAV

Durante los últimos 30 días, ¿cuántos días se ha tomado al menos una bebida alcohólica?

ALQ031-1.WAV	0 días
ALQ031-2.WAV	1 o 2 días
ALQ031-3.WAV	3 a 5 días
ALQ031-4.WAV	6 a 9 días
ALQ031-5.WAV	10 a 19 días
ALQ031-6.WAV	20 a 29 días
ALQ031-7.WAV	Los 30 días

ALQ042_4.WAV

Durante los últimos 30 días, ¿cuántos días se ha tomado 4 bebidas alcohólicas seguidas, es decir, en un par de horas?

ALQ042_5.WAV

Durante los últimos 30 días, ¿cuántos días se ha tomado 5 bebidas alcohólicas seguidas, es decir, en un par de horas?

ALQ041-1.WAV	0 días
ALQ041-2.WAV	1 día
ALQ041-3.WAV	2 días
ALQ041-4.WAV	3 a 5 días
ALQ041-5.WAV	6 a 9 días
ALQ041-6.WAV	10 a 19 días
ALQ041-7.WAV	20 o más días

DRUG USE – DUQ
Target Group: SPs 12+ (Audio-CASI)

DUQ200_.WAV

Las siguientes preguntas son acerca del uso de drogas. Por favor, recuerde que sus respuestas a estas preguntas se mantendrán confidenciales.

DUQ005.WAV

Las primeras preguntas son acerca de la marihuana o cannabis, también conocida como “mota” o “hierba”.

¿Qué edad tenía usted la primera vez que usó marihuana o cannabis?

DUQ230.WAV

Durante los **últimos 30 días**, ¿cuántos días usó usted marihuana o cannabis?

DUQ235.WAV

Durante los **últimos 30 días**, ¿en cuáles de las siguientes maneras consumió marihuana con más frecuencia?

- | | |
|---------------------|--|
| DUQ235-1.WAV | Fumando (por ejemplo, en toques, blunts o porros, en pipa o en una cachimba) |
| DUQ235-2.WAV | Comiendo (por ejemplo, en brownies, pasteles, galletas o dulces) |
| DUQ235-3.WAV | Bebiendo (por ejemplo, en té, gaseosa o alcohol) |
| DUQ235-4.WAV | En vapor (por ejemplo, en un vaporizador parecido a un cigarrillo electrónico o en otro aparato para vapear) |
| DUQ235-5.WAV | En dab (por ejemplo, usando ceras o concentrados) |
| DUQ235-6.WAV | De otra manera |

DUQ250_.WAV

Las siguientes preguntas son acerca de cocaína, incluidas todas las formas diferentes de cocaína, tales como en polvo, “crack”, “free base” y pasta de coca.

DUQ250.WAV

Alguna vez, aunque sea una, ¿ha usado cocaína, en alguna forma?

DUQ270.WAV

¿Cuánto tiempo hace desde la **última vez** que usted usó cocaína, en alguna forma?

DUQ290_.WAV

Las siguientes preguntas son acerca de heroína.

DUQ290.WAV

Alguna vez, aunque sea una, ¿ha usado heroína?

DUQ310.WAV

¿Cuánto tiempo hace desde la **última vez** que usted usó heroína?

DUQ330_.WAV

Las siguientes preguntas son acerca de metanfetamina, conocida también como crack, cristal, ice o speed.

DUQ330.WAV

Alguna vez, aunque sea una, ¿ha usado metanfetamina?

DUQ350.WAV

¿Cuánto tiempo hace desde la **última vez** que usted usó metanfetamina?

DUQ370_.WAV

Las siguientes preguntas son acerca de las diferentes formas en que se pueden usar ciertas drogas.

DUQ370.WAV

Alguna vez, aunque sea una, ¿ha usado una aguja para inyectarse una droga **no recetada** por un médico?

DUQ380.WAV

¿Cuál de las siguientes drogas se ha inyectado usted usando una aguja?

DUQ380_I.WAV

Por favor, seleccione todas las drogas que se ha inyectado.

- | | |
|---------------------|-------------------|
| DUQ380-1.WAV | Cocaína |
| DUQ380-2.WAV | Heroína |
| DUQ380-3.WAV | Metanfetamina |
| DUQ380-4.WAV | Esteroides |
| DUQ380-5.WAV | Alguna otra droga |

DUQ400.WAV

¿Cuánto tiempo hace desde la **última vez** que usted usó una aguja para inyectarse una droga no recetada por un médico?

SEXUAL BEHAVIOR – SXQ
Target Group: SPs 14-69 (Audio-CASI)

SXQ615_.WAV

El siguiente conjunto de preguntas es acerca de su historia sexual. Por relaciones sexuales, queremos decir sexo vaginal, oral o anal. Por favor, recuerde que sus respuestas se mantendrán confidenciales.

SXQ615.WAV

¿Ha tenido **alguna vez algún** tipo de relación sexual?

SXQ700.WAV

¿Ha tenido **alguna vez** sexo vaginal, llamado también coito, con un hombre? Esto significa el pene de un hombre dentro de su vagina.

SXQ703.WAV

¿Le ha **hecho alguna vez** sexo oral a un hombre? Esto significa que usted pone la boca en el pene o los genitales de un hombre.

SXQ706.WAV

¿Ha tenido **alguna vez** sexo anal? Esto significa el contacto entre el pene de un hombre y su ano o trasero.

SXQ709.WAV

¿Ha tenido **alguna vez algún** tipo de relación sexual con una mujer? Por relaciones sexuales, queremos decir contacto sexual con la vagina o genitales de otra mujer.

SXQ618.WAV

¿Qué edad tenía usted la primera vez que tuvo **algún** tipo de relación sexual, incluyendo

SXQ618-1.WAV	sexo vaginal, oral o anal?
SXQ618-2.WAV	sexo vaginal o anal
SXQ618-3.WAV	sexo oral o vaginal
SXQ618-4.WAV	sexo oral o anal
SXQ618-5.WAV	sexo vaginal
SXQ618-6.WAV	sexo anal
SXQ618-7.WAV	sexo oral

SXQ712.WAV

En **toda su vida**, ¿con cuántos **hombres** ha tenido **algún** tipo de relación sexual?

SXQ718.WAV

En los **últimos 12 meses**, ¿con cuántos **hombres** ha tenido **algún** tipo de relación sexual?

SXQ724.WAV

En **toda su vida**, ¿con cuántos **hombres** ha tenido sexo **vaginal**? Sexo vaginal significa el pene de un hombre dentro de su vagina.

SXQ727.WAV

En los **últimos 12 meses**, ¿con cuántos **hombres** ha tenido sexo **vaginal**? Sexo vaginal significa el pene de un hombre dentro de su vagina.

SXQ624.WAV

En **toda su vida** ¿a cuántos **hombres** les ha **hecho** sexo **oral**?

SXQ627.WAV

En los **últimos 12 meses** ¿a cuántos **hombres** les ha **hecho** sexo **oral**?

SXQ736.WAV

En **toda su vida**, ¿con cuántas **mujeres** ha tenido relaciones sexuales? Por relaciones sexuales, queremos decir contacto sexual con la vagina o genitales de otra mujer.

SXQ739.WAV

En **los últimos 12 meses**, ¿con cuántas **mujeres** ha tenido relaciones sexuales? Por relaciones sexuales, queremos decir contacto sexual con la vagina o genitales de otra mujer.

SXQ741.WAV

¿Le ha **hecho alguna vez** sexo **oral** a una **mujer**? Hacer sexo oral significa que usted pone la boca en la vagina o los genitales de otra mujer.

SXQ636.WAV

En **toda su vida**, ¿a cuántas **mujeres** les ha **hecho** sexo **oral**?

SXQ639.WAV

En **los últimos 12 meses**, ¿a cuántas **mujeres** les ha **hecho** sexo **oral**?

SXQ744.WAV

El siguiente conjunto de preguntas es acerca de todos sus compañeros sexuales, hombres y mujeres.

SXQ645.WAV

Cuando usted **hizo** sexo **oral** en los **últimos 12 meses**, ¿con qué frecuencia usó **protección**, tal como preservativo o condón o barrera dental?

- | | |
|---------------------|-------------|
| SXQ645-1.WAV | Nunca |
| SXQ645-2.WAV | Raramente |
| SXQ645-3.WAV | Usualmente |
| SXQ645-4.WAV | Siempre |
| SXQ645-5.WAV | Inseguro(a) |

SXQ648.WAV

En los **últimos 12 meses**, ¿tuvo **algún** tipo de relación sexual con una persona con quien nunca antes había tenido relaciones sexuales?

SXQ800.WAV

¿Ha tenido **alguna vez** sexo vaginal, llamado también coito, con una mujer? Esto significa su pene dentro de la vagina de una mujer.

SXQ803.WAV

¿Le ha **hecho alguna vez** sexo oral a una mujer? Esto significa que usted pone la boca en la vagina o los genitales de una mujer.

SXQ806.WAV

¿Ha tenido **alguna vez** sexo anal con una mujer? Sexo anal significa el contacto entre su pene y el ano o trasero de una mujer.

SXQ809.WAV

¿Ha tenido **alguna vez algún** tipo de relación sexual con un hombre, incluyendo sexo oral o anal?

SXQ812.WAV

En **toda su vida**, ¿con cuántas **mujeres** ha tenido **algún** tipo de relación sexual?

SXQ818.WAV

En los **últimos 12 meses**, ¿con cuántas **mujeres** ha tenido **algún** tipo de relación sexual?

SXQ824.WAV

En **toda su vida**, ¿con cuántas **mujeres** ha tenido sexo **vaginal**? Sexo vaginal significa su pene dentro de la vagina de una mujer.

SXQ827.WAV

En los **últimos 12 meses**, ¿con cuántas **mujeres** ha tenido sexo **vaginal**? Sexo vaginal significa su pene dentro de la vagina de una mujer.

SXQ410.WAV

En **toda su vida**, ¿con cuántos **hombres** ha tenido usted sexo anal u oral?

SXQ550.WAV

En los últimos 12 meses, ¿con cuántos **hombres** ha tenido usted sexo anal u oral?

SXQ836.WAV

En **toda su vida**, ¿con cuántos **hombres** ha tenido sexo anal?

SXQ841.WAV

En los **últimos 12 meses**, ¿con cuántos **hombres** ha tenido sexo anal?

SXQ853.WAV

¿Le ha **hecho alguna vez** sexo **oral** a un **hombre**? Hacer sexo oral significa que usted pone la boca en el pene o los genitales de un hombre.

SXQ610.WAV

En los **últimos 12 meses**, ¿más o menos cuántas **veces** ha tenido usted

VAGINAL ANAL SEX.WAV	sexo vaginal o anal
VAGINAL SEX.WAV	sexo vaginal
ANAL SEX.WAV	sexo anal

SXQ610-0.WAV	Nunca
SXQ610-1.WAV	Una vez
SXQ610-2.WAV	2-11 veces
SXQ610-3.WAV	12-51 veces
SXQ610-4.WAV	52-103 veces
SXQ610-5.WAV	104-364 veces
SXQ610-6.WAV	365 veces o más

SXQ250.WAV

En los **últimos 12 meses**, ¿más o menos con qué frecuencia ha tenido

WITHOUT CONDOM.WAV sin usar preservativo o condón

SXQ250-1.WAV	Nunca
SXQ250-2.WAV	Menos de la mitad del tiempo
SXQ250-3.WAV	Más o menos la mitad del tiempo
SXQ250-4.WAV	No siempre, pero más de la mitad del tiempo
SXQ250-5.WAV	Siempre

SXQ260.WAV

¿Le ha dicho **alguna vez** un médico u otro profesional de servicios de salud que usted tenía herpes genital?

SXQ265.WAV

¿Le ha dicho **alguna vez** un médico u otro profesional de servicios de salud que usted tenía verrugas genitales?

SXQ267.WAV

¿Qué edad tenía usted la primera vez que le dijeron que tenía verrugas genitales?

SXQ753.WAV

¿Le ha dicho **alguna vez** un médico u otro profesional de servicios de salud que usted tenía el virus del papiloma humano o VPH?

SXQ280.WAV

¿Está usted circuncidado o no circuncidado?

SXQ280-1.WAV	Circuncidado
SXQ280-2.WAV	No circuncidado

THIS PAGE IS INTENTIONALLY LEFT BLANK.

Appendix B
Launching the Asian MEC Interview

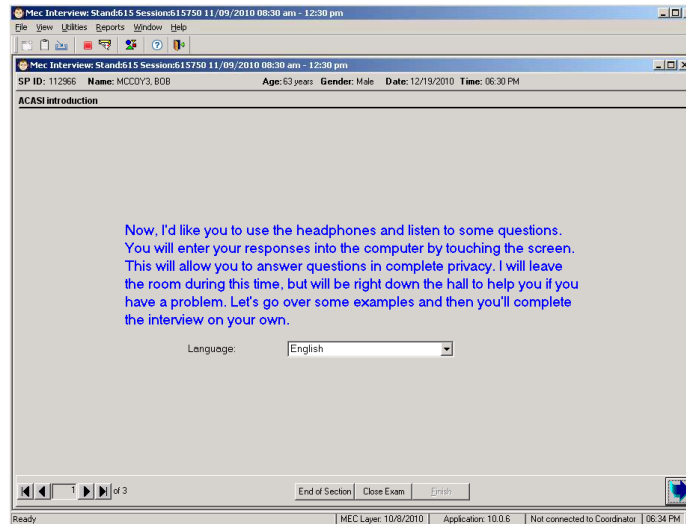
Appendix B

Launching the Asian MEC Interview

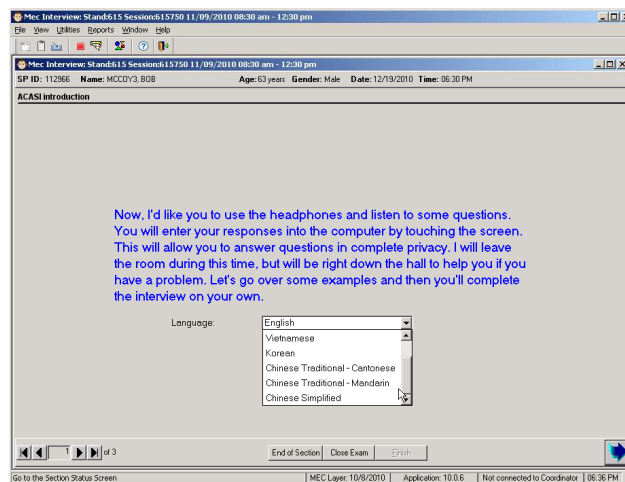
Select questionnaires of the MEC Interview have been translated into Chinese, Korean, and Vietnamese. Some of the translations appear on the screen and some appear in the Asian interpreter notebook that the interpreter will use. If the translations are located in the interpreter notebook, the interpreter will use a hard-copy form to read the questions to the respondent.

Section	Questionnaire	Asian Translations Available	Translations Located
	Permission to Record	Chinese (Simplified and Traditional), Korean, Vietnamese	Interpreter notebook
Blaise™-CAPI	Pesticide Use (PUQ)	Chinese (Simplified & Traditional), Korean, Vietnamese	Interpreter notebook
	Sexual Behavior (SXQ)	Chinese (Simplified and Traditional), Korean, Vietnamese	Interpreter notebook
	Depression Screener (DPQ)	Chinese (Simplified and Traditional), Korean, Vietnamese	Interpreter notebook
ACASI	Introduction	Chinese (Simplified and Traditional), Korean, Vietnamese	Interpreter notebook
	Drug Use (DUQ)	Chinese (Simplified, Traditional Cantonese, and Traditional Mandarin), Korean, Vietnamese	Screen
	Sexual Behavior – Male and Female (SXQ)	Chinese (Simplified, Traditional Cantonese, and Traditional Mandarin), Korean, Vietnamese	Screen
CDI	SSN Question	Chinese (Simplified and Traditional), Korean, Vietnamese	Interpreter notebook

The MEC Interview application will preselect a language for the ACASI application based on information in the database. The preselected language will appear in a drop-down menu box on the ACASI introduction screen.



If the preselected language is incorrect, click the drop-down menu box and change the language.



The language chosen in the drop-down menu box will be preselected on the first ACASI screen. You can change the language that was preselected by touching the button with the language you want and selecting **“Next.”**

Choose a Language.

<input type="checkbox"/> English	<input type="checkbox"/> Chinese - Traditional (Cantonese)
<input type="checkbox"/> Spanish	<input type="checkbox"/> Chinese - Traditional (Mandarin)
<input checked="" type="checkbox"/> Korean	<input type="checkbox"/> Chinese - Simplified
<input type="checkbox"/> Vietnamese	Clear

◀ BACK NEXT ▶

To change the language after the ACASI interview has started, right click on the mouse, select “Go To” and “Start” to go back to the first ACASI screen and change the language. Touch the “Next” button on the touch screen until you return to where you left off.

THIS PAGE IS INTENTIONALLY LEFT BLANK.

Appendix C

Standard Probes, Clarifications and Comments, and Positive Reinforcement

Appendix C

Standard Probes, Clarifications and Comments, and Positive Reinforcement

Exhibit C-1. Standard Probes

LIST OF STANDARD PROBES

1. GENERAL PROBE:

- REPEAT QUESTION
- REPEAT PART OF QUESTION (*for example, give the frame of reference again*)

2. CLARIFY WHAT IS SAID:

- Which would be closer (*repeat answer categories with what was said*)
 - Example: "Which would be closer, 3 days or 4 days?"
- So, would you say that it is (*repeat answer categories*)
 - Example: "Would you say it is one time a week or one time a month?"
- I am not sure I understand. (*Repeat what was said in different words that mean the same thing, if possible.*)
 - Example: "So you are saying that you had your tubes tied, not that you had your ovaries removed?"

3. GET MORE DETAILS:

- Could you be more specific?
- Could you say more about that?
- Would you give me an example?
- Have I missed anything?
- Anything else?

4. NUDGING PROBES:

- I see...
- And...

5. SILENT PROBES FOR INCOMPLETE RESPONSES

- 5 second pause
- Nod head

6. SPECIAL PROBES FOR "DON'T KNOW" RESPONSES:

- Take a minute to think about it: (*repeat question, if appropriate*)
- Your best estimate would be fine ...

Exhibit C-2. Clarifications and Comments

CLARIFICATIONS AND COMMENTS

CLARIFICATIONS

IF YOU HAVE BEEN PROVIDED A DEFINITION OF A WORD OR PHRASE IN THE HELP SCREEN THEN PLEASE GIVE THAT DEFINITION. OTHERWISE YOU SHOULD SAY SOMETHING LIKE THE FOLLOWING:

- Whatever _____ means to you.
- I'm not supposed to define that for you, so just interpret it however it seems best to you.

EXPLANATORY COMMENTS

EXAMPLES:

- Let me be sure I've got this all down *(repeat respondent's answer)*.
- I need to be sure I've got your answer completely recorded *(repeat respondent's answer)*.
- Let me be sure I've got this right *(repeat respondent's answer)*.
- You may have already given me the answer but I have to ask each question just as it's written.
 - For example, the SP may have indicated that she is no longer having a period because she is pregnant, however, you must still ask the question "Are you pregnant now?" when you get to that question.
- It's a different question even if it sounds like one I have already asked.
 - For example, some of the ALQ questions sound similar but they are all collecting different information.

Exhibit C-3. Positive Reinforcement

LIST OF POSITIVE REINFORCEMENT PHRASES

Uh-huh.

Um-hmm.

OK.

Thanks.

That's helpful.

That's useful.

That's useful information.

That kind of information is useful to our study.

We appreciate getting your opinion on that.

It's important to get that kind of information.

ANY COMBINATION OF THE ABOVE.

EXAMPLES:

- Thanks. That's useful information.
- OK. It's important to get that kind of information.
- Um-hmm. We appreciate getting your opinion on that.

THIS PAGE IS INTENTIONALLY LEFT BLANK.